

# Custom Made Extruded Aluminum Wicket & Hopper Screens Order Form

Customer Name: \_\_\_\_\_ Account Number \_\_\_\_\_

Contact: \_\_\_\_\_ Phone Number \_\_\_\_\_

Part Number: 990W-999 Quantity: \_\_\_\_\_ Cost: \_\_\_\_\_ Signature \_\_\_\_\_ Date \_\_\_\_\_

## For Commercial & Institutional Application

### 1. Select Frame Color



- Mill
- Bronze
- White

#### 90-509M

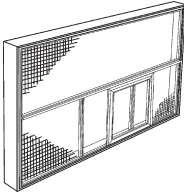
Frame: .050  
Gauge, 6063 T5  
Aluminum Alloy

### 2. Select Screen Wire

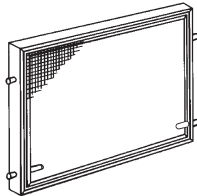
- Bright Aluminum
- Charcoal Aluminum
- Gray Fiberglass
- Charcoal Fiberglass

### 3. Select Type

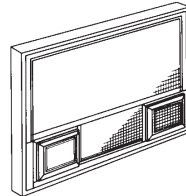
Single Wicket Screen  
 Hinged  Sliding  
 Wicket Size \_\_\_ W x \_\_\_ H




Hopper Screen



Double Wicket Screen  
 Hinged  Sliding  
 Wicket Size \_\_\_ W x \_\_\_ H



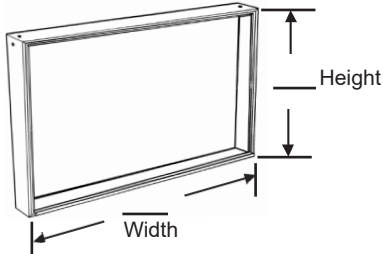
Full Height Hinged Wicket Screen



Other

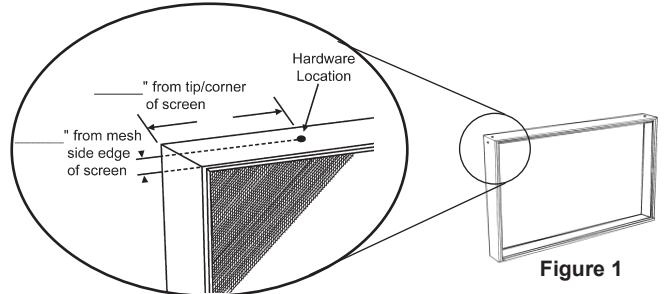
\_\_\_\_\_  
(Specify)

4. Screen Size: \_\_\_\_\_ W x \_\_\_\_\_ H



### 6. Measuring Instructions:

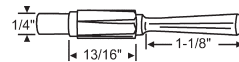
For Hardware to be Installed



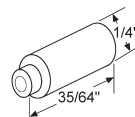
5. Quantity \_\_\_\_\_

### 7. Hardware & Hardware Location:

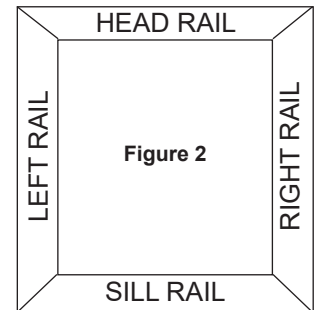
- Hardware to be installed on \_\_\_\_\_ rail (See Figure 2). Part No. \_\_\_\_\_  
 Location: \_\_\_\_\_ " from tip/corner of screen (See Figure 1)  
 \_\_\_\_\_ " in from mesh side edge of screen (See Figure 1)
- Hardware to be installed on \_\_\_\_\_ rail (See Figure 2). Part No. \_\_\_\_\_  
 Location: \_\_\_\_\_ " from tip/corner of screen (See Figure 1)  
 \_\_\_\_\_ " in from mesh side edge of screen (See Figure 1)
- Hardware to be installed on \_\_\_\_\_ rail (See Figure 2). Part No. \_\_\_\_\_  
 Location: \_\_\_\_\_ " from tip/corner of screen (See Figure 1)  
 \_\_\_\_\_ " in from mesh side edge of screen (See Figure 1)
- Hardware to be installed on \_\_\_\_\_ rail (See Figure 2). Part No. \_\_\_\_\_  
 Location: \_\_\_\_\_ " from tip/corner of screen (See Figure 1)  
 \_\_\_\_\_ " in from mesh side edge of screen (See Figure 1)



**90-100NS**



**90-551**



**IMPORTANT:** Hardware must be located by position. In the spaces above please indicate both height & width AND depth of frame.

**Please Call for Pricing and Delivery**

**800-352-0800 • Fax: 610-534-3202 • www.strybuc.com**