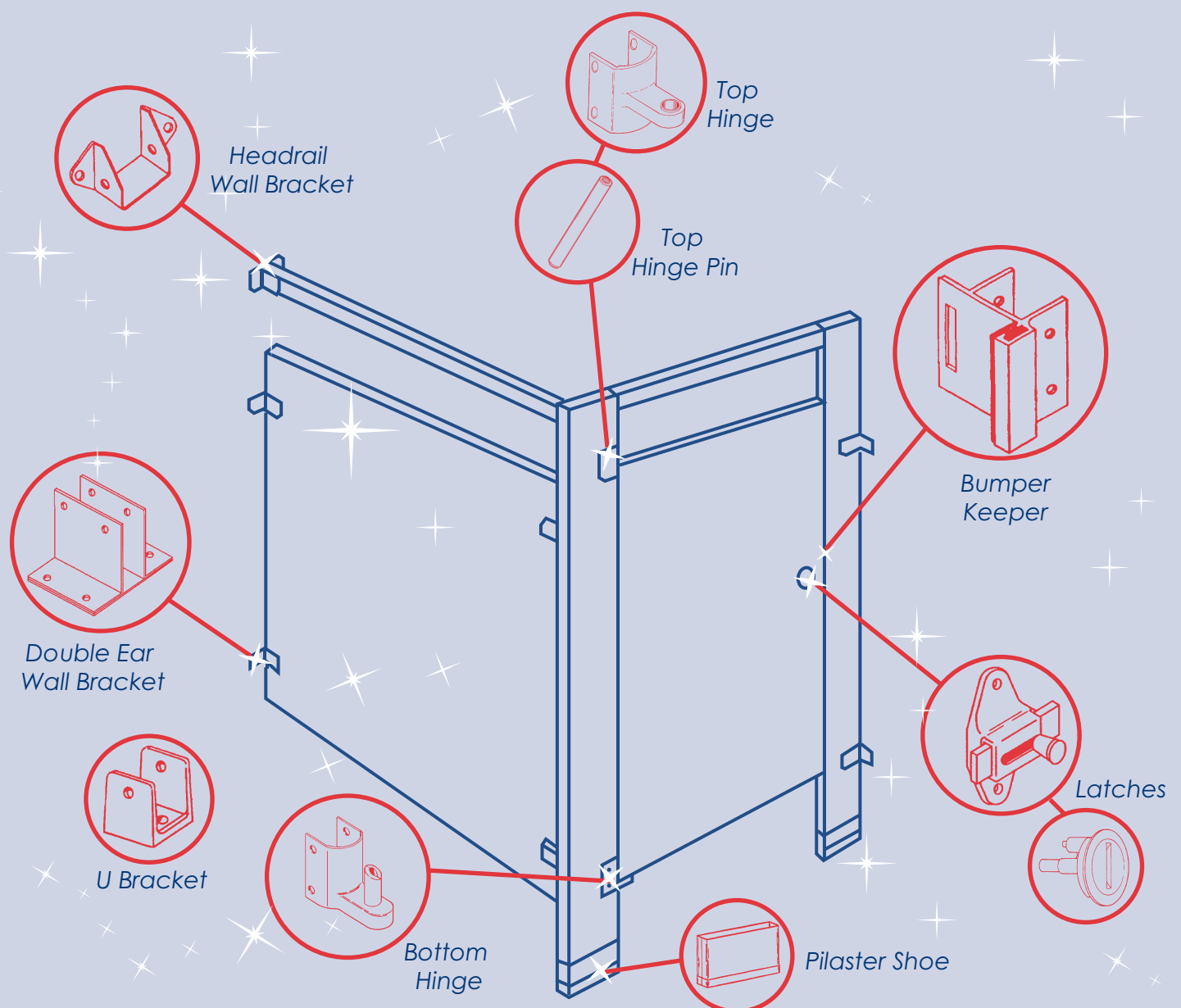


# strybuc

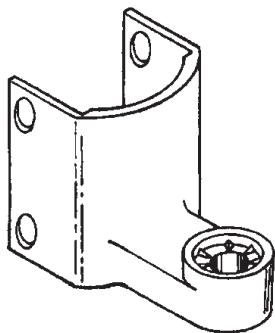
INDUSTRIES

## Toilet Partition Hardware



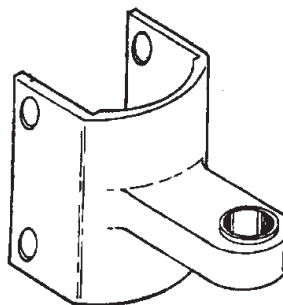
[www.strybuc.com](http://www.strybuc.com)

**PHILADELPHIA** 1-800-352-0800 24 hour fax: 610-534-3202 **MIAMI** 1-800-352-9541 24 hour fax: 305-887-3050



**91-225 / 512-215  
BOTTOM HINGE**

**About the product:** Chrome plated zamac warp around hinge is used on metal doors. Mounts on a 1-1/4" round edge pilaster. Holes are 1-1/2" on center. Comes with 3/8" x 1" bolt. "A" dimension is 1-3/16".  
**Related parts:** 512-214, 512-078, 512-310, 531-020, 531-185, 531-406



**91-225T / 512-214  
TOP HINGE**

**About the product:** Chrome plated zamac warp around hinge is used on metal doors. Mounts on a 1-1/4" round edge pilaster. Holes are 1-1/2" on center. "A" dimension is 1-3/16".  
**Related parts:** 512-215, 512-304, 531-020, 531-185, 531-406



**91-226 / 512-304  
METAL HINGE PIN**

**About the product:** 3/8" OD x 2-7/8" long aluminum pin has heat treated spring to secure door. Top is tapped with 12-24 thread for easy removal and installation.

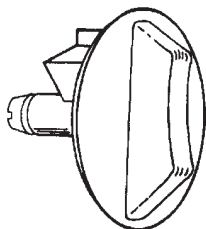
**Related parts:** 512-214



**91-227 / 512-220  
SLIDE BOLT**

**About the product:** 1/2" OD chrome plated slide bolt is used on metal doors. Snap ring is included.


**Related parts:** 512-103, 512-333, 512-104



**91-200K / 512-103  
LATCH KNOB**

**About the product:** Chrome plated heavy duty zamac casting is used on the interior compartment to secure door. Snaps into 512-333 latch cover.

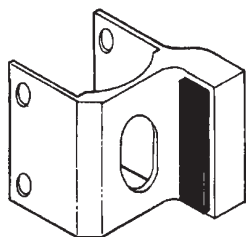
**Related parts:** 512-333, 512-220, 512-104



**91-200C / 512-333  
LATCH COVER**

**About the product:** Chrome plated heavy duty zamac casting is used on the exterior compartment as an emergency release on the door. Snaps into 512-103 latch knob.

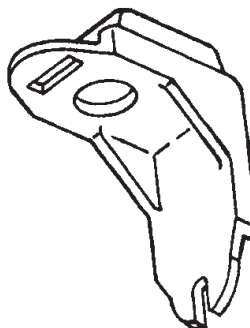
**Related parts:** 512-103, 512-220, 512-104



**91-228 / 512-104  
BUMPER KEEPER**

**About the product:** Chrome plated zamac bumper keeper is reversible to accommodate either an in swinging or outswinging door with round bar concealed latch. Fits on a 1-1/4" round edge pilaster. Holes are 1-1/2" on center.


**Related parts:** 512-103, 512-333, 512-220, 531-020, 531-185, 531-406



**91-229 / 512-310  
DOOR CLOSURE CAP**

**About the product:** Nylon door closure cap fits a 1" metal door.

**Related parts:** 512-215, 512-078, 512-280



**91-230 / 512-078  
PINTLE**

**About the product:** 3/4" OD one piece molded nylon pintle. Bottom is tapped for a 3/8" bolt.

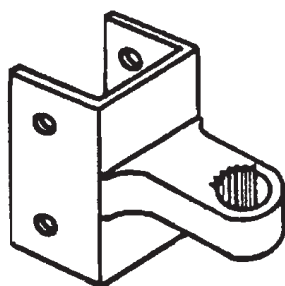
**Related parts:** 512-215, 512-310, 512-280



**91-231 / 512-280  
TOP CAM**

**About the product:** One piece molded top cam for use with 512-078 pintle.

**Related parts:** 512-215, 512-310, 512-078



### **91-240 / 512-202 TOP AND BOTTOM HINGE BRACKET**

**About the product:** Chrome plated zamac warp around hinge mounts on a 1-1/4" square edge pilaster. Holes are 1-1/2" on center. Used as both the top and bottom hinge of same door.

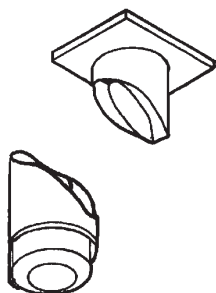
**Related parts:** 512-203, 512-216, 512-311, 531-020, 531-185, 531-406



### **512-311 NYLON HINGE PIN**

**About the product:** 3/8" OD x 4-1/4" long nylon hinge pin. Top is tapped with 12-24 thread for easy removal and installation.

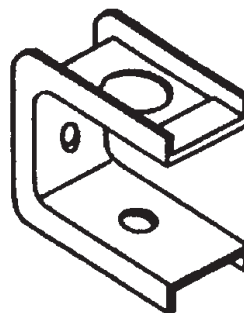
**Related parts:** 512-202, 512-216



### **91-193 / 512-216 CAM AND PINTLE SET**

**About the product:** Set includes one each nylon cam and pintle.

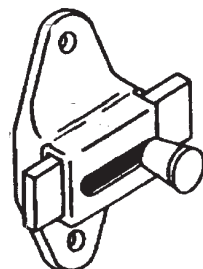
**Related parts:** 512-215, 512-078



### **91-224 / 512-203 TOP DOOR TRIM**

**About the product:** Chrome plated zamac housing fits a 1" square edge door. "A" dimension is 2-1/4" and "B" dimension is 2-1/8".


**Related parts:** 512-216, 512-201



### **91-4 / 512-010 SLIDE LATCH**

**About the product:** Chrome plated zamac slide latch is surface mounted with 3-1/2" hole centers.


**Related parts:** 512-039, 512-123, 531-020, 531-021, 531-406



### **91-26 / 512-123 BUMPER KEEPER**

**About the product:** Chrome plated zamac bumper keeper is used with inswinging doors that have a surface mounted slide latch. Fits a 1-1/4" square edge pilaster. Holes are 1-1/2" on center.

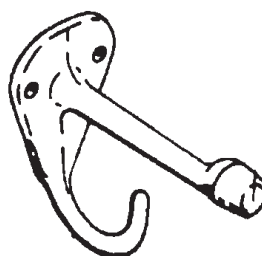
**Related parts:** 512-010, 512-039, 531-020, 531-185, 531-406



### **91-78 / 512-039 BUMPER**

**About the product:** Chrome plated zamac bumper is used with outswinging doors that have a surface mounted slide latch. Fits a 1-1/4" square edge pilaster. Holes are 1-1/2" on center.


**Related parts:** 512-010, 531-020, 531-185, 531-406



### **91-6 / 512-055 BUMPER HOOK**


**About the product:** Chrome plated zamac combination door bumper and coat hook is used on both round or square edge inswinging door.

### **ONE WAY SHOULDER SCREWS CHROME PLATED**

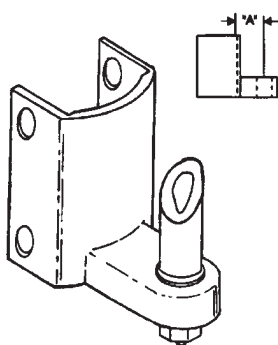


<u>PART NUMBER</u>	<u>SIZE OF THREAD</u>	<u>SCREW LENGTH</u>
531-556	10-24	1/2"
20-292 / 531-523	10-24	3/4"
20-291 / 531-436	10-24	15/16"
531-036	10-24	1-1/16"
20-187 / 531-020	10-24	1-3/16"
20-281 / 531-479	10-24	1-5/16"

### **ONE WAY BARREL NUTS CHROME PLATED**



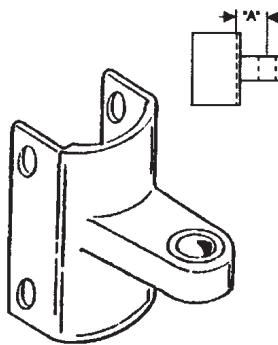
<u>PART NUMBER</u>	<u>SIZE OF THREAD</u>	<u>SCREW LENGTH</u>
20-186 / 531-021	10-24	1/2"
20-293 / 531-185	10-24	5/8"



## 91-185A / 512-124 BOTTOM HINGE

**About the product:** Chrome plated zamac wrap around hinge is used on metal doors. Mounts on a 1-1/4" round edge pilaster. Holes are 1-1/2" on center. Comes with 1/2" pintle. "A" dimension is 1-3/16".

**Related parts:** 512-312, 512-185, 512-314, 531-020, 531-185, 531-406



## 91-2 / 512-312 TOP HINGE

**About the product:** Chrome plated zamac wrap around hinge is used on metal doors. Mounts on a 1-1/4" round edge pilaster. Holes are 1-1/2" on center. "A" dimension is 1-3/16".

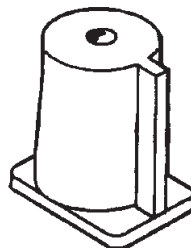
**Related parts:** 512-124, 512-313, 531-020, 531-185, 531-406



## 91-1 / 512-313 METAL HINGE PIN

**About the product:** 5/16" OD x 2-7/8" long chrome plated steel pin has knurled top to secure door. Top is tapped with 10-24 thread for easy removal and installation.

**Related parts:** 512-312

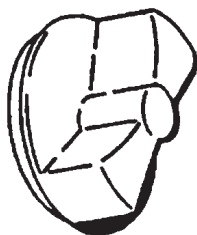


## 91-191 / 512-314 NYLON CAM

**About the product:** Round nylon keylock cam for 1/2" OD pintle.

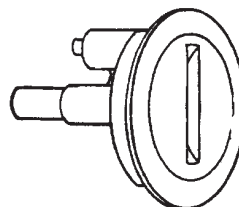
**Related parts:** 512-185, 512-316

## 91-8 / 512-013 & 512-014 LATCH KNOB AND COVER



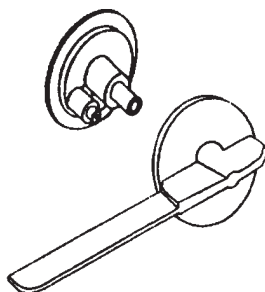
**About the product:** Chrome plated heavy duty zamac casting is used on the interior compartment to secure door. Snaps into 512-014 latch cover.

**Related parts:** 512-014, 512-106, 512-004



**About the product:** Chrome plated heavy duty zamac casting is used on the exterior compartment as an emergency release on the door. Snaps into 512-013 latch knob.


**Related parts:** 512-013, 512-106, 512-004



## 91-251 / 512-239 CONCEALED LATCH KNOB SET

**About the product:** Chrome plated zamac knob set is for use on a metal door with a concealed slide latch. Complies with A.D.A.


**Related parts:** 512-04, 512-378, 512-106



## 91-129 / 512-106 CONCEALED LATCH ASSEMBLY

**About the product:** 2 Piece zamac casting is 3-5/16" long. Used on metal doors to secure door to pilaster.

**Related parts:** 512-013, 512-014, 512-183, 512-184, 512-207, 512-371



## 91-5 / 512-004 BUMPER KEEPER

**About the product:** Chrome plated zamac bumper keeper can be reversed to accommodate either an inswinging or outswinging door with a round bar concealed latch. Fits on a 1-1/4" round edge pilaster.

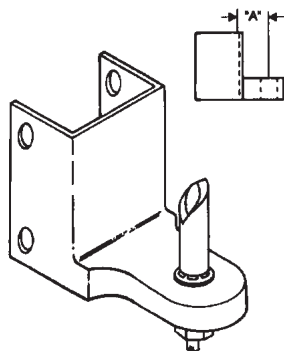
**Related parts:** 512-013, 512-014, 512-106, 531-020, 531-185, 531-406



## 91-102B / 512-185 PINTLE

**About the product:** 1/2" round pintle is molded to a knurled corrosion proof steel shaft. Complete with lock washers and nut.

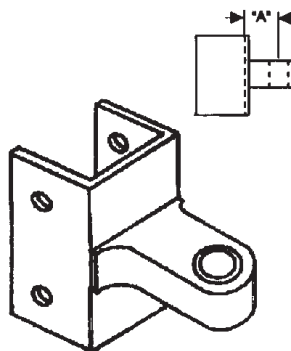
**Related parts:** 512-186, 512-314



**91-178 / 512-179**  
**BOTTOM HINGE**

**About the product:** Chrome plated zamac wrap around hinge mounts on a 1-1/2" square edge pilaster. Holes are 1-1/2" on center. Comes with a 5/8" pintle. "A" dimension is 1-1/4".

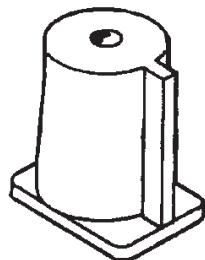
**Related parts:** 512-526, 512-185, 512-314, 512-316, 531-020, 531-185, 531-406



**91-179 / 512-526**  
**TOP HINGE**

**About the product:** Chrome plated zamac wrap around hinge mounts on a 1-1/2" square edge pilaster. Holes are 1-1/2" on center. "A" dimension is 1-1/4".

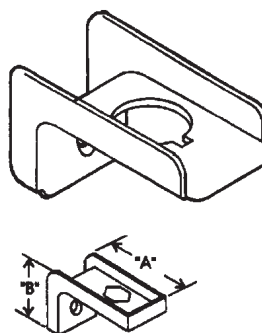
**Related parts:** 512-179, 512-158, 512-315, 531-020, 531-185, 531-406



**91-191 / 512-314**  
**NYLON CAM**

**About the product:** Round nylon keylock cam for 1/2" OD pintle.

**Related parts:** 512-185, 512-316



**91-73 / 512-316**  
**CAM HOUSING**

**About the product:** Chrome plated zamac housing fits a 1" square edge door. "A" dimension is 2-5/16" and "B" dimension is 1-3/16".

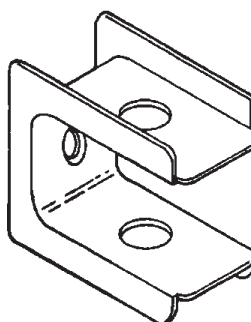
**Related parts:** 512-314, 512-185



**91-149 / 512-158**  
**METAL HINGE PIN**

**About the product:** 3/8" OD x 3-1/2" long metal hinge pin. Top is tapped with 12-24 thread for easy removal and installation.

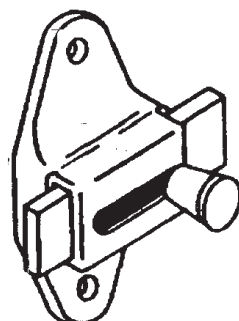
**Related parts:** 512-526, 512-315



**91-249 / 512-315**  
**TOP DOOR TRIM**

**About the product:** Chrome plated zamac housing fits a 1" square edge door. "A" dimension is 2-1/8" and "B" dimension is 1-7/8".


**Related parts:** 512-313



**91-4 / 512-010**  
**SLIDE LATCH**

**About the product:** Chrome plated zamac slide latch is surface mounted with 3-1/2" hole centers.

**Related parts:** 512-017, 512-123, 512-019, 512-020, 512-077, 512-100, 531-020, 531-021, 531-406



**91-26 / 512-123**  
**BUMPER KEEPER**

**About the product:** Chrome plated zamac bumper keeper is used with inswinging doors that have a surface mounted slide latch. Fits a 1-1/4" square edge pilaster. Holes are 1-1/2" on center.

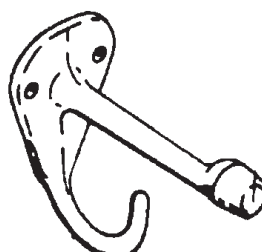
**Related parts:** 512-010, 512-009, 531-020, 531-185, 531-406



**91-102B / 512-185**  
**PINTLE**

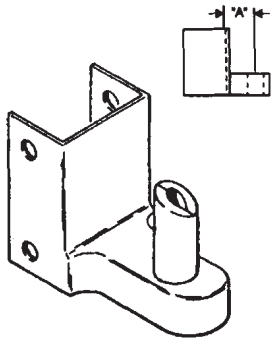
**About the product:** 1/2" round pintle is molded to a knurled corrosion proof steel shaft. Complete with lock washers and nut.

**Related parts:** 512-186, 512-314



**91-6 / 512-055**  
**BUMPER HOOK**

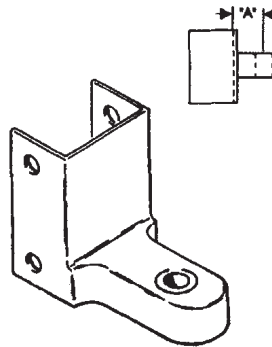
**About the product:** Chrome plated zamac combination door bumper and coat hook is used on both round or square edge inswinging door.



**91-376 / 512-008**  
**BOTTOM HINGE**

**About the product:** Chrome plated zamac wrap around hinge mounts on a 1-1/4" square edge pilaster. Holes are 1-1/2" on center. Comes with 5/8" pintle. "A" dimension is 1-1/4".

**Related parts:** 512-027, 512-054, 512-156, 512-151, 531-020, 531-185, 531-406



**91-24 / 512-027**  
**TOP HINGE**

**About the product:** Chrome plated zamac wrap around hinge mounts on a 1-1/4" square edge pilaster. Holes are 1-1/2" on center. "A" dimension is 1-1/4".

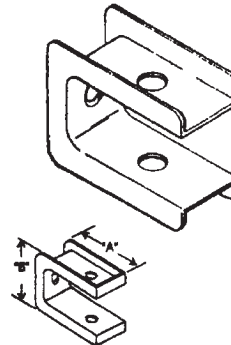
**Related parts:** 512-008, 512-213, 512-150, 531-020, 531-185, 531-406



**91-268 / 512-213**  
**METAL HINGE PIN**

**About the product:** 7/16" OD x 3-3/8" long chrome plated steel pin has push point bottom to secure door. Top is tapped with 10-24 thread for easy removal and installation.

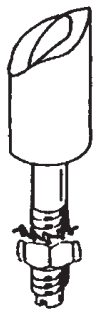
**Related parts:** 512-312



**91-72 / 512-150**  
**TOP DOOR TRIM**

**About the product:** Chrome plated zamac housing fits a 1" square edge door. "A" dimension is 2-5/16" and "B" dimension is 1-5/8".


**Related parts:** 512-213, 512-027



**91-148 / 512-054**  
**PINTLE**

**About the product:** 5/8" round pintle is molded to a knurled corrosion proof steel shaft. Complete with lock washers and nut.

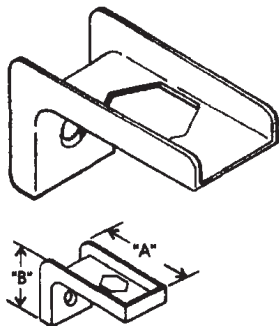
**Related parts:** 512-156, 512-151



**91-113 / 512-156**  
**NYLON CAM**

**About the product:** Round nylon cam for 5/8" OD pintle.

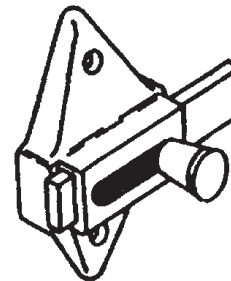
**Related parts:** 512-054, 512-151



**91-117 / 512-151**  
**CAM HOUSING**

**About the product:** Chrome plated zamac housing fits a 1" square edge door. "A" dimension is 2-1/4" and "B" dimension is 1-1/8".


**Related parts:** 512-156, 512-054



**91-79 / 512-009**  
**SLIDE LATCH**

**About the product:** Chrome plated zamac slide latch is surface mounted with 2-3/4" hole centers.


**Related parts:** 512-039, 512-123, 531-018, 531-019, 531-488



**91-26 / 512-123**  
**BUMPER KEEPER**

**About the product:** Chrome plated zamac bumper keeper is used with inswinging doors that have a surface mounted slide latch. Fits on a 1-1/4" square edge pilaster. Holes are 1-1/2" on center.

**Related parts:** 512-009, 531-020, 531-185, 531-406

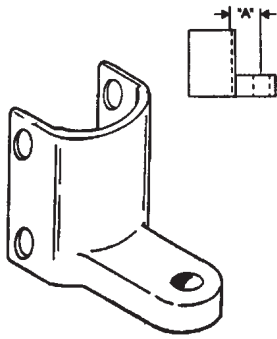


**91-78 / 512-039**  
**BUMPER**

**About the product:** Chrome plated zamac bumper is used with outswinging doors that have a surface mounted slide latch. Fits on a 1-1/4" square edge pilaster. Holes are 1-1/2" on center.

**Related parts:** 512-009, 531-020, 531-185, 531-406

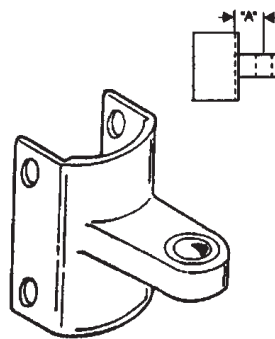




**91-185 / 512-170  
BOTTOM HINGE**

**About the product:** Chrome plated zamac wrap around hinge is used on metal doors. Mounts on a 1-1/4" round edge pilaster. Holes are 1-1/2" on center. "A" dimension is 1-7/64".

**Related parts:** 512-171, 512-182, 512-169, 531-020, 531-185, 531-406



**91-186 / 512-171  
TOP HINGE**

**About the product:** Chrome plated zamac wrap around hinge is used on metal doors. Mounts on a 1-1/4" round edge pilaster. Holes are 1-1/2" on center. "A" dimension is 1-7/64".

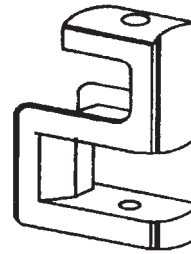
**Related parts:** 512-170, 512-032, 531-020, 531-185, 531-406



**512-032  
METAL HINGE PIN**

**About the product:** 3/8" OD x 3" long chrome plated steel pin has 5/16" threaded stem to secure door. Top is slotted for easy removal and installation.

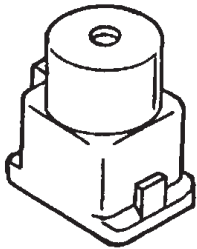
**Related parts:** 512-171



**91-377/512-248  
TOP DOOR TRIM**

**About the product:** Heavy duty chrome plated zamac top door trim fits 1" steel door.

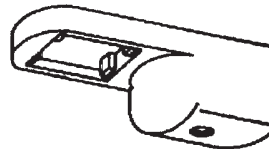
**Related parts:** 512-032



**91-189 / 512-084  
NYLON CAM**

**About the product:** Square nylon unshaved cam for 5/8" OD pintle.

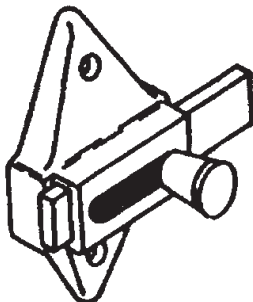
**Related parts:** 512-054, 512-151



**900-14906 / 512-182  
CAM HOUSING**

**About the product:** Heavy duty zamac cam housing fits 1" steel door.

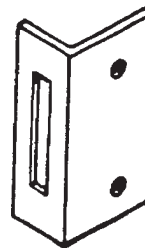
**Related parts:** 512-169, 512-170



**91-79 / 512-009  
SLIDE LATCH**

**About the product:** Chrome plated zamac slide latch is surface mounted with 2-3/4" hole centers.


**Related parts:** 512-039, 512-123, 531-018, 531-019, 531-488



**900-10535 / 512-019  
KEEPER**

**About the product:** Chrome plated zamac keeper is used with inswinging doors that have a surface mounted slide latch. Mounts on any thickness pilaster, square or round edge. Holes are 1-1/2" on center.

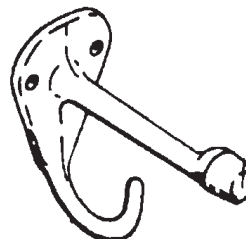
**Related parts:** 512-020, 512-010, 512-009, 512-360, 512-247



**91-82 / 512-020  
BUMPER**

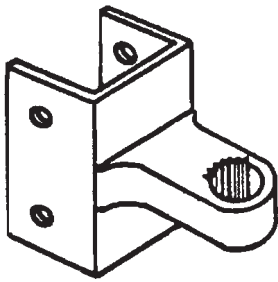
**About the product:** Chrome plated zamac bumper is used with inswinging or outswinging doors. Mounts on any thickness pilaster, square or round edge. Holes are 1-1/2" on center.

**Related parts:** 512-019, 512-023, 512-009, 512-010, 512-011



**91-6 / 512-055  
BUMPER HOOK**

**About the product:** Chrome plated zamac combination door bumper and coat hook is used on both round or square edge inswinging door.



**91-240 / 512-202  
TOP AND BOTTOM  
HINGE BRACKET**

**About the product:** Chrome plated zamac warp around hinge mounts on a 1-1/4" square edge pilaster. Holes are 1-1/2" on center. Used as both the top and bottom hinge of same door.

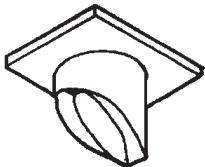
**Related parts:** 512-201, 512-203, 512-216, 512-311, 531-020, 531-185, 531-406



**512-311  
NYLON HINGE PIN**

**About the product:** 3/8" OD x 4-1/4" long nylon hinge pin. Top is tapped with 12-24 thread for easy removal and installation.

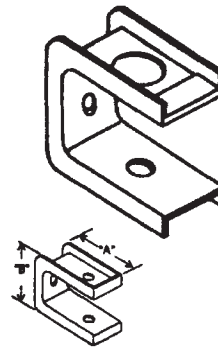
**Related parts:** 512-202, 512-216



**91-193 / 512-216  
CAM AND PINTLE SET**

**About the product:** Set includes one each nylon cam and pintle.

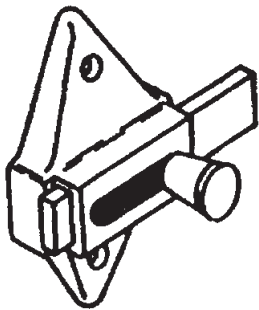
**Related parts:** 512-202, 512-203



**91-224 / 512-203  
TOP DOOR TRIM**

**About the product:** Chrome plated zamac housing fits a 1" square edge door. "A" dimension is 2-1/4" and "B" dimension is 2-1/8".


**Related parts:** 512-216, 512-201



**91-79 / 512-009  
SLIDE LATCH**

**About the product:** Chrome plated zamac slide latch is surface mounted with 2-3/4" hole centers.

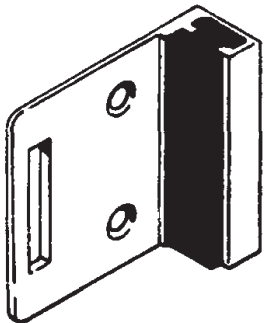
**Related parts:** 512-039, 512-123, 531-018, 531-019, 531-488



**91-26 / 512-123  
BUMPER KEEPER**

**About the product:** Chrome plated zamac bumper keeper is used with inswinging doors that have a surface mounted slide latch. Fits a 1-1/4" square edge pilaster. Holes are 1-1/2" on center.

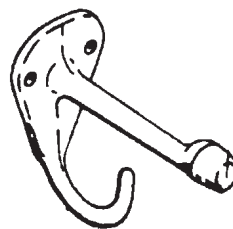
**Related parts:** 512-010, 512-039, 531-020, 531-185, 531-406



**91-135 / 512-100  
BUMPER KEEPER**


**About the product:** Chrome plated zamac bumper keeper is used with an inswinging door that has a surface mounted slide latch. Mounts on any flat surface. Holes are 1-1/2" on center.

**Related parts:** 512-171, 512-182, 512-169, 531-020, 531-185, 531-406



**91-6 / 512-055  
BUMPER HOOK**


**About the product:** Chrome plated zamac combination door bumper and coat hook is used on both round or square edge inswinging door.



**91-130 / 512-225  
CONCEALED  
LATCH SET**

**About the product:** Chrome plated zamac knob set has 3/8" OD straight bar. For use on laminated partitions.

**Related parts:** 512-238

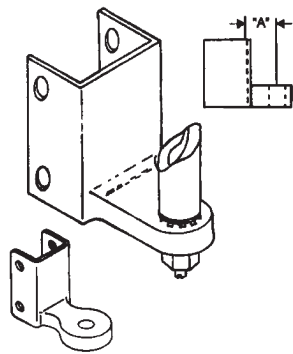


**91-133 / 512-238  
BUMPER**

**About the product:** Chrome plated zamac bumper keeper can be reversed to accommodate an inswinging or outswinging door with a round bar concealed latch. Fits on a 1-1/4" square edge pilaster. Holes are 1-1/2" on center.

**Related parts:** 512-012, 512-236, 512-368, 531-020, 531-185, 531-406

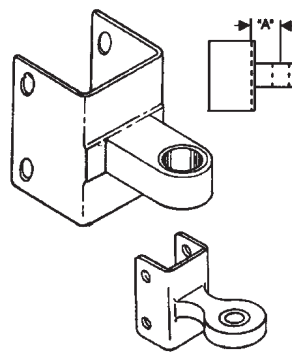




**91-176 / 512-059  
BOTTOM HINGE**

**About the product:** Chrome plated zamac wrap around hinge mounts on a 1-1/4" square edge pilaster. Holes are 1-1/2" on center. Comes with a 5/8" pintle. "A" dimension is 1-9/32".

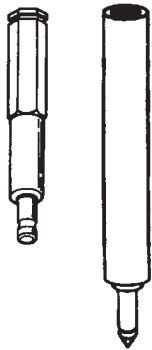
**Related parts:** 512-058, 512-054, 512-140, 531-020, 531-185, 531-406



**91-177 / 512-058  
TOP HINGE**

**About the product:** Chrome plated zamac wrap around hinge mounts on a 1-1/4" square edge pilaster. Holes are 1-1/2" on center. "A" dimension is 1-9/32".

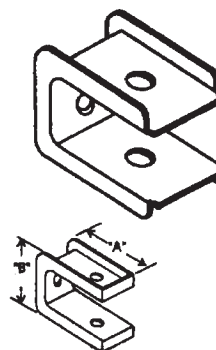
**Related parts:** 512-059, 512-188, 512-409, 531-020, 531-185, 531-406



**91-268 / 512-213  
METAL HINGE PIN**

**About the product:** 7/16" OD x 3-3/8" long chrome plated steel pin has push point bottom to secure door. Top is tapped with 10-24 thread for easy removal and installation.

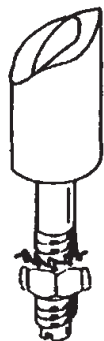
**Related parts:** 512-058, 512-409



**512-409  
TOP DOOR TRIM**

**About the product:** Chrome plated zamac housing fits a 1" square edge door. "A" dimension is 2-1/4" and "B" dimension is 1-1/8".

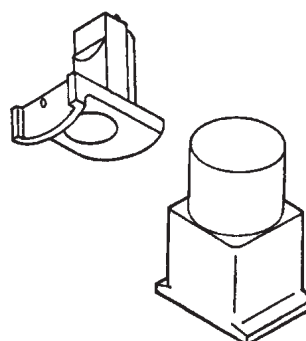
**Related parts:** 512-058, 512-213



**91-148 / 512-054  
PINTLE**

**About the product:** 5/8" round pintle is molded to a knurled corrosion proof steel shaft. Complete with lock washers and nut.

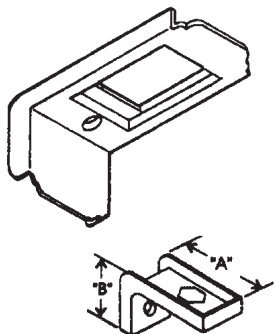
**Related parts:** 512-156, 512-151



**91-190 / 512-140  
NYLON CAM**

**About the product:** Square nylon shaved cam for 5/8" OD pintle.

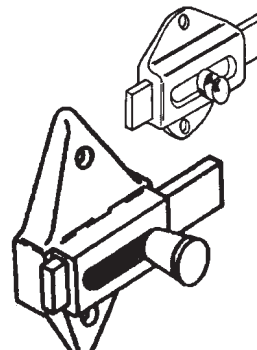
**Related parts:** 512-054, 512-395



**91-250 / 512-395  
CAM HOUSING**

**About the product:** Chrome plated zamac housing fits a 1" square edge door. "A" dimension is 2-1/8" and "B" dimension is 3/4".


**Related parts:** 512-140, 512-054



**91-79 / 512-009  
SLIDE LATCH**

**About the product:** Chrome plated zamac slide latch is surface mounted with 2-3/4" hole centers.


**Related parts:** 512-039, 512-123, 531-020, 531-021, 531-406



**91-26 / 512-123  
BUMPER KEEPER**

**About the product:** Chrome plated zamac bumper keeper is used with inswinging doors that have a surface mounted slide latch. Fits on a 1-1/4" square edge pilaster. Holes are 1-1/2" on center.

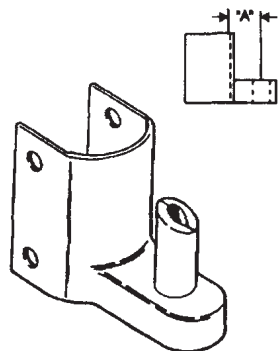
**Related parts:** 512-039, 512-009, 531-020, 531-185, 531-406



**91-78 / 512-039  
BUMPER**

**About the product:** Chrome plated zamac bumper is used with outswinging doors that have a surface mounted slide latch. Fits on a 1-1/4" square edge pilaster. Holes are 1-1/2" on center.

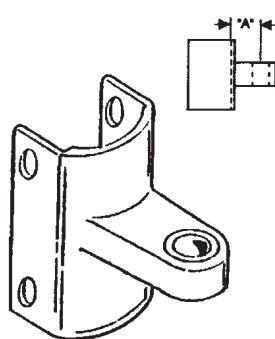
**Related parts:** 512-123, 512-009, 531-020, 531-185, 531-406



## 91-3 / 512-025 BOTTOM HINGE

**About the product:** Chrome plated zamac wrap around hinge is used on metal doors. Mounts on a 1-1/4" round edge pilaster. Holes are 1-1/2" on center. Comes with a 5/8" pintle. "A" dimension is 1-5/32".

**Related parts:** 512-099, 512-054, 512-084, 531-020, 531-185



## 91-2 / 512-099 TOP HINGE

**About the product:** Chrome plated zamac wrap around hinge is used on metal doors. Mounts on a 1-1/4" round edge pilaster. Holes are 1-1/2" on center. "A" dimension is 1-5/64".

**Related parts:** 512-025, 512-115, 531-020, 531-185



## 91-150S / 512-115 METAL HINGE PIN

**About the product:** 3/8" OD x 3-5/8" long chrome plated steel pin has 5/16" threaded stem to secure door. Top is slotted for easy removal and installation.

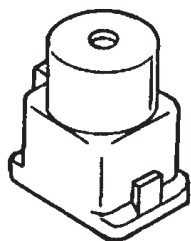
**Related parts:** 512-099



## 91-148 / 512-054 PINTLE

**About the product:** 5/8" round pintle is molded to a knurled corrosion proof steel shaft. Complete with lock washers and nut.


**Related parts:** 512-156, 512-151



## 91-189 / 512-084 NYLON CAM

**About the product:** Square nylon unshaved cam for 5/8" OD pintle.

**Related parts:** 512-054, 512-025

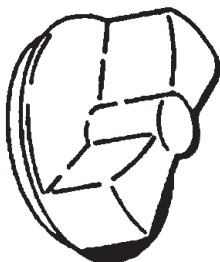


## 91-129 / 512-106 CONCEALED LATCH ASSEMBLY

**About the product:** 2 Piece zamak casting is 3-5/16" long. Used on metal doors to secure door to pilaster.

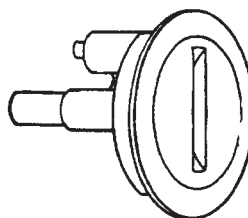
**Related parts:** 512-013, 512-014, 512-004

## 91-8 / 512-013 & 512-014 LATCH KNOB AND COVER




**About the product:** Chrome plated heavy duty zamac casting is used on the interior compartment to secure door. Snaps into 512-014 latch cover.

**Related parts:** 512-014, 512-106, 512-004



**About the product:** Chrome plated heavy duty zamac casting is used on the exterior compartment as an emergency release on the door. Snaps into 512-013 latch knob.

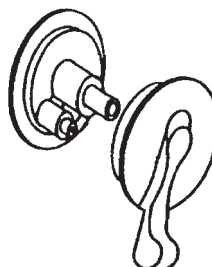
**Related parts:** 512-013, 512-106, 512-004



## 91-5 / 512-004 BUMPER KEEPER

**About the product:** Chrome plated zamac bumper keeper can be reversed to accommodate either an inswinging or outswinging door with a round bar concealed latch. Fits on a 1-1/4" round edge pilaster.

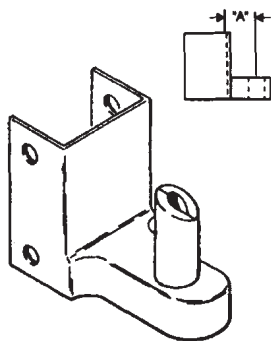
**Related parts:** 512-013, 512-014, 512-106, 531-020, 531-185, 531-406



## 91-330 / 512-240 CONCEALED LATCH SET

**About the product:** Chrome plated zamac knob set for use on metal partitions. Complies with A.D.A.

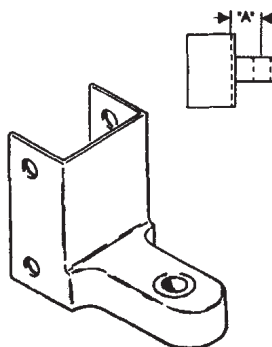
**Related parts:** 512-013, 512-014, 512-004



## 91-376 / 512-008 BOTTOM HINGE

**About the product:** Chrome plated zamac wrap around hinge mounts on a 1-1/4" square edge pilaster. Holes are 1-1/2" on center. Comes with 5/8" pintle. "A" dimension is 1-1/4".

**Related parts:** 512-027, 512-185, 512-186, 512-408, 531-020, 531-185, 531-406



## 91-24 / 512-027 TOP HINGE

**About the product:** Chrome plated zamac wrap around hinge mounts on a 1-1/4" square edge pilaster. Holes are 1-1/2" on center. "A" dimension is 1-1/4".

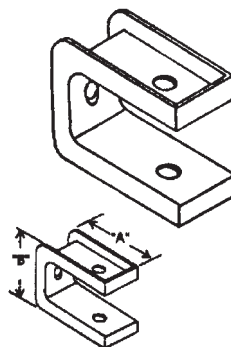
**Related parts:** 512-008, 512-427, 512-410, 531-020, 531-185, 531-406



## 91-281 / 512-427 METAL HINGE PIN

**About the product:** 7/32" OD x 3-1/4" long chrome plated steel pin has knurled up to secure door.

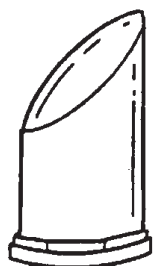
**Related parts:** 512-410



## 91-154 / 512-410 TOP DOOR TRIM

**About the product:** Chrome plated zamac housing fits a 7/8" square edge door. "A" dimension is 2-5/16" and "B" dimension is 1-5/8".

**Related parts:** 512-216, 512-201



## 91-114 / 512-186 NYLON CAM

**About the product:** Round nylon cam for 1/2" OD pintle.

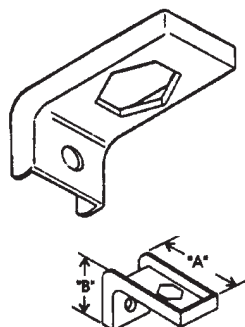
**Related parts:** 512-185, 512-408



## 91-102B / 512-185 PINTLE

**About the product:** 1/2" round pintle is molded to a knurled corrosion proof steel shaft. Complete with lock washers and nut.

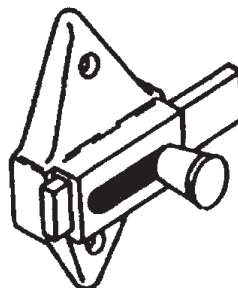
**Related parts:** 512-186, 512-408



## 512-408 CAM HOUSING

**About the product:** Chrome plated zamac housing fits a 7/8" square edge door. "A" dimension is 2-1/4" and "B" dimension is 1-3/16".


**Related parts:** 512-186, 512-185



## 91-79 / 512-009 SLIDE LATCH

**About the product:** Chrome plated zamac slide latch is surface mounted with 2-3/4" hole centers.


**Related parts:** 512-039, 512-123, 531-018, 531-019, 531-488



## 91-26 / 512-123 BUMPER KEEPER

**About the product:** Chrome plated zamac bumper keeper is used with inswinging doors that have a surface mounted slide latch. Fits on a 1-1/4" square edge pilaster. Holes are 1-1/2" on center.

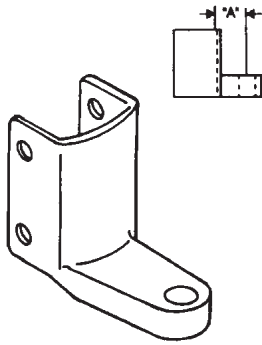
**Related parts:** 512-009, 531-020, 531-185, 531-406



## 91-78 / 512-039 BUMPER

**About the product:** Chrome plated zamac bumper is used with outswinging doors that have a surface mounted slide latch. Fits on a 1-1/4" square edge pilaster. Holes are 1-1/2" on center.

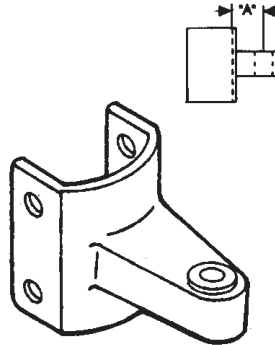
**Related parts:** 512-123, 512-009, 531-020, 531-185, 531-406



**91-182 / 512-070  
BOTTOM HINGE**

**About the product:** Chrome plated zamac wrap around hinge is used on metal doors. Mounts on a 1-1/4" round edge pilaster. Holes are 1-1/8" on center. Comes with a 5/8" pintle. "A" dimension is 1-1/8".

**Related parts:** 512-128, 512-131, 512-299, 531-020, 531-185



**91-183 / 512-128  
TOP HINGE**

**About the product:** Chrome plated zamac wrap around hinge is used on metal doors. Mounts on a 1-1/4" round edge pilaster. Holes are 1-1/8" on center. "A" dimension is 1-1/8".


**Related parts:** 512-070, 512-300, 512-290, 531-020, 531-185, 531-406



**91-261 / 512-300  
METAL HINGE PIN**

**About the product:** 1/4" OD x 2-7/8" long chrome plated steel pin has push point bottom and knurled top to secure door. Top is tapped with 10-24 thread for easy removal and installation.

**Related parts:** 512-128, 512-290



**512-290  
TOP DOOR TRIM**

**About the product:** Heavy duty zamac top door trim fits 1" steel door.

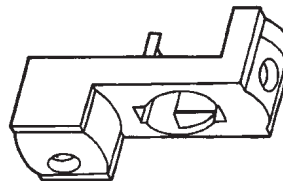
**Related parts:** 512-300



**91-151 / 512-299  
SPRING CAM**

**About the product:** Opposing cams are under spring tension. Door will return to the set position swing after swing. For use on steel doors. Cam is molded onto a knurled corrosion proof shaft complete with lock washer and nut. Size is 7/8" x 4-7/8" long.

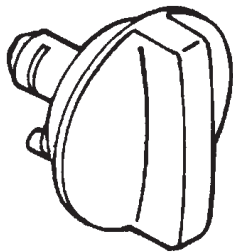
**Related parts:** 512-070, 512-131



**91-145 / 512-131  
CAM HOUSING**

**About the product:** Heavy duty zamac cam housing fits 1" steel door.


**Related parts:** 512-299, 512-070



**512-183  
LATCH KNOB**

**About the product:** Chrome plated heavy duty zamac casting is used on the interior compartment to secure door. Snaps into 512-084 latch cover.

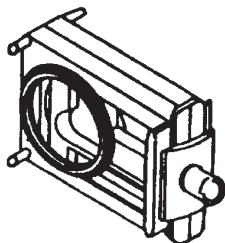
**Related parts:** 512-184, 512-298, 512-004



**512-184  
LATCH COVER**

**About the product:** Chrome plated heavy duty zamac casting is used on the exterior compartment as an emergency release on the door. Snaps into 512-183 latch knob.


**Related parts:** 512-183, 512-298, 512-004



**91-187 / 512-298  
CONCEALED  
LATCH ASSEMBLY**

**About the product:** 2 Piece zamak casting is 2-13/16" long. Used on metal doors to secure door to pilaster.

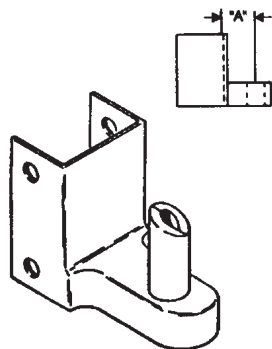
**Related parts:** 512-183, 512-184, 512-004



**91-5 / 512-004  
BUMPER KEEPER**

**About the product:** Chrome plated zamac bumper keeper can be reversed to accommodate either an inswinging or outswinging door with a round bar concealed latch. Fits on a 1-1/4" round edge pilaster.

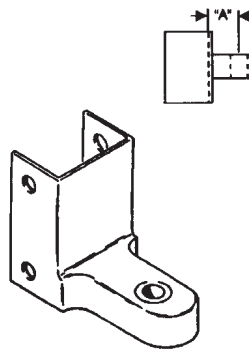
**Related parts:** 512-183, 512-184, 512-298, 531-020, 531-185, 531-406



### **512-164 BOTTOM HINGE**

**About the product:** Chrome plated zamac wrap around hinge mounts on a 1-1/4" square edge pilaster. Holes are 1-1/2" on center. Comes with a 5/8" pintle. "A" dimension is 1-1/4".

**Related parts:** 512-165, 512-054, 512-156, 512-151, 531-185, 531-020



### **512-165 TOP HINGE**

**About the product:** Chrome plated zamac wrap around hinge mounts on a 1-1/4" square edge pilaster. Holes are 1-1/2" on center. "A" dimension is 1-1/4".

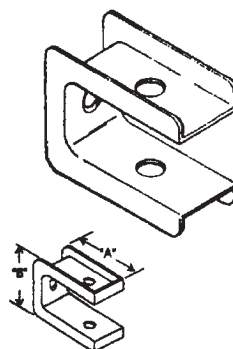
**Related parts:** 512-164, 512-201, 512-150, 531-020, 531-185, 531-406



### **91-71 / 512-201 METAL HINGE PIN**

**About the product:** 3/8" OD x 3-1/2" long chrome plated steel pin has knurled up to secure door.

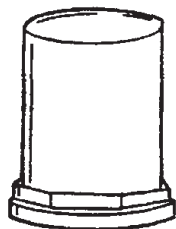
**Related parts:** 512-165, 512-150



### **91-72 / 512-150 TOP DOOR TRIM**

**About the product:** Chrome plated zamac housing fits a 1" square edge door. "A" dimension is 2-5/16" and "B" dimension is 1-5/8".

**Related parts:** 512-201, 512-165



### **91-113 / 512-156 NYLON CAM**

**About the product:** Round nylon cam for 5/8" OD pintle.

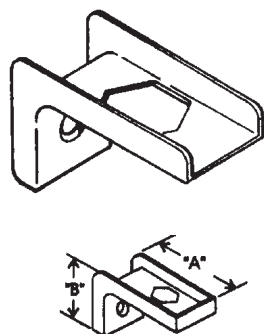
**Related parts:** 512-054, 512-151, 517-164



### **91-148 / 512-054 PINTLE**

**About the product:** 5/8" round pintle is molded to a knurled corrosion proof steel shaft. Complete with lock washers and nut.


**Related parts:** 512-156, 512-151, 512-156



### **91-117 / 512-316 CAM HOUSING**

**About the product:** Chrome plated zamac housing fits a 1" square edge door. "A" dimension is 2-1/4" and "B" dimension is 1-1/8".


**Related parts:** 512-156, 512-164, 512-054



### **91-130 / 512-225 CONCEALED LATCH SET**

**About the product:** Chrome plated zamac knob set has 3/8" OD straight bar. For use on laminated partitions.


**Related parts:** 512-221



### **91-119 / 512-221 BUMPER KEEPER**

**About the product:** Chrome plated zamac bumper keeper can be reversed to accommodate either an inswinging or outswinging door with a round bar concealed latch. Fits on a 1-1/4" square edge pilaster.

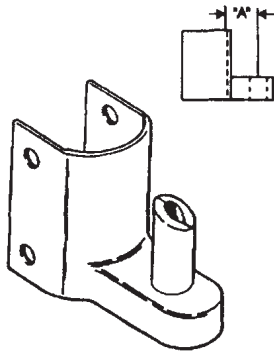
**Related parts:** 512-012, 512-236, 512-368, 531-020, 531-185, 531-406



### **91-124 / 512-105 BUMPER HOOK**

**About the product:** Chrome plated zamac combination door bumper and coat hook is used on both round or square edge inswinging door.

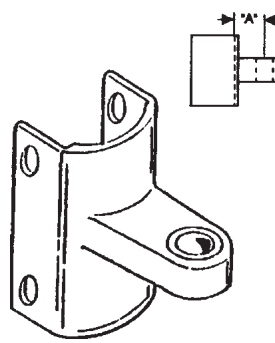




**91-3 / 512-025  
BOTTOM HINGE**

**About the product:** Chrome plated zamac wrap around hinge is used on metal doors. Mounts on a 1-1/4" round edge pilaster. Holes are 1-1/2" on center. Comes with a 5/8" pintle. "A" dimension is 1-5/32".

**Related parts:** 512-099, 512-054, 512-084, 512-090, 531-020, 531-185



**91-2 / 512-099  
TOP HINGE**

**About the product:** Chrome plated zamac wrap around hinge is used on metal doors. Mounts on a 1-1/4" round edge pilaster. Holes are 1-1/2" on center. "A" dimension is 1-5/64".

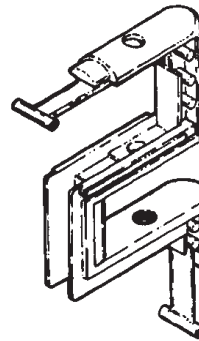
**Related parts:** 512-025, 512-050, 512-083, 531-020, 531-185



**900-10782 / 512-050  
METAL HINGE PIN**

**About the product:** 3/8" OD x 3-1/2" long chrome plated steel pin has push point bottom to secure door. Top is tapped with 12-24 thread for easy removal and installation.

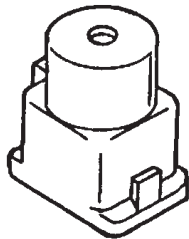
**Related parts:** 512-165, 512-150



**512-083  
TOP DOOR TRIM**

**About the product:** Heavy duty zamac top door trim fits 1" steel door.

**Related parts:** 512-050, 512-099



**91-189 / 512-084  
NYLON CAM**

**About the product:** Square nylon unshaved cam for 5/8" OD pintle.

**Related parts:** 512-054, 512-025, 512-090, 512-025

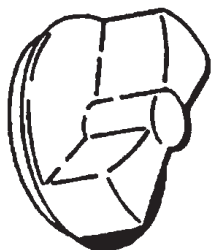


**91-148 / 512-054  
PINTLE**

**About the product:** 5/8" round pintle is molded to a knurled corrosion proof steel shaft. Complete with lock washers and nut.

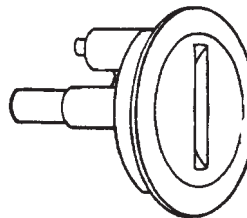
**Related parts:** 512-084, 512-025, 512-090, 512-025

**91-8 / 512-013 & 512-014  
LATCH KNOB AND COVER**



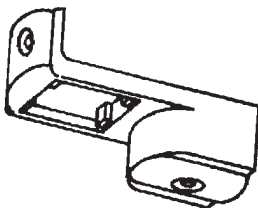
**About the product:** Chrome plated heavy duty zamac casting is used on the interior compartment to secure door. Snaps into 512-014 latch cover.

**Related parts:** 512-014, 512-106, 512-004



**About the product:** Chrome plated heavy duty zamac casting is used on the exterior compartment as an emergency release on the door. Snaps into 512-013 latch knob.


**Related parts:** 512-013, 512-106, 512-004



**91-252 / 512-090  
CAM HOUSING**

**About the product:** Heavy duty zamac cam housing fits 1" steel door.

**Related parts:** 512-084, 512-054, 512-025

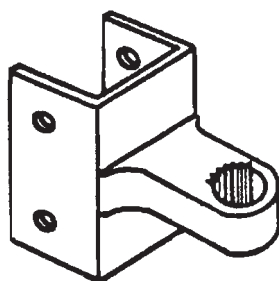


**91-5 / 512-004  
BUMPER KEEPER**

**About the product:** Chrome plated zamac bumper keeper can be reversed to accommodate either an inswinging or outswinging door with a round bar concealed latch. Fits on a 1-1/4" round edge pilaster.

**Related parts:** 512-013, 512-014, 512-106, 531-020, 531-185, 531-406





**91-240 / 512-202  
TOP AND BOTTOM  
HINGE BRACKET**

**About the product:** Chrome plated zamac wrap around hinge mounts on a 1-1/4" square edge pilaster. Holes are 1-1/2" on center. Used as both the top and bottom hinge of same door.

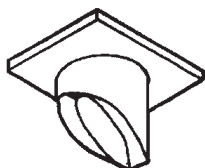
**Related parts:** 512-203, 512-216, 512-311, 531-020, 531-185, 531-406



**512-311  
NYLON HINGE PIN**

**About the product:** 3/8" OD x 4-1/4" long nylon hinge pin. Top is tapped with 12-24 thread for easy removal and installation.

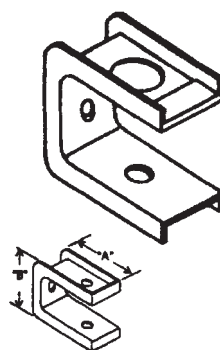
**Related parts:** 512-202, 512-216



**91-193 / 512-216  
CAM AND PINTLE SET**

**About the product:** Set includes one each nylon cam and pintle.


**Related parts:** 512-202, 512-203



**91-224 / 512-203  
TOP DOOR TRIM**

**About the product:** Chrome plated zamac housing fits a 1" square edge door. "A" dimension is 2-1/4" and "B" dimension is 2-1/8".


**Related parts:** 512-216, 512-201



**91-130 / 512-225  
CONCEALED  
LATCH SET**

**About the product:** Chrome plated zamac knob set has 3/8" OD straight bar. For use on laminated partitions.


**Related parts:** 512-236, 512-238



**91-128 / 512-236  
CONCEALED  
LATCH SET**

**About the product:** Chrome plated zamac knob set has 3/8" OD straight bar. For use on laminated partitions. Complies with A.D.A.


**Related parts:** 512-225, 512-238



**91-133 / 512-238  
BUMPER**

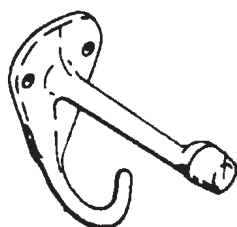
**About the product:** Chrome plated zamac bumper keeper can be reversed to accommodate an inswinging or outswinging door with a round bar concealed latch. Fits on a 1-1/4" square edge pilaster. Holes are 1-1/2" on center.

**Related parts:** 512-225, 512-236, 531-020, 531-185, 531-406




**91-10 / 512-120  
DOOR BUMPER**

**About the product:** Chrome plated zamac door bumper is used on both round or square edge outswinging doors. Prevents door from hitting the wall and damaging.



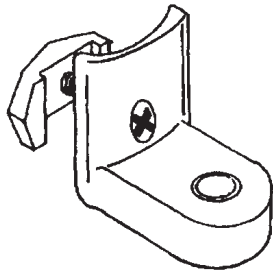
**91-6 / 512-055  
BUMPER HOOK**

**About the product:** Chrome plated zamac combination door bumper and coat hook is used on both round or square edge inswinging door.



**91-9 / 512-077  
DOOR PULL**

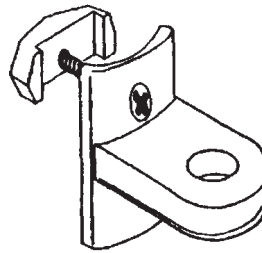
**About the product:** Chrome plated zamac door pull is used on both round or square edge outswinging doors. Prevents door from hitting the wall and damaging.



## 91-311 / 512-384 BOTTOM HINGE

**About the product:** Chrome plated zamac hinge is used on metal doors. It mounts on the edge of a 1-1/4" metal pilaster. It is held securely in place by a toggle and screw. "A" dimension is 1-1/8".

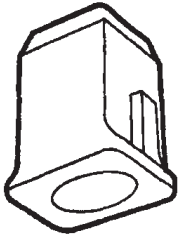
**Related parts:** 512-385, 512-391, 512-392



## 91-312 / 512-385 TOP HINGE

**About the product:** Chrome plated zamac hinge is used on metal doors. It mounts on the edge of a 1-1/4" metal pilaster. It is held securely in place by a toggle and screw. "A" dimension is 1-1/8".

**Related parts:** 512-385, 512-390



## 91-313 / 512-391 NYLON CAM

**About the product:** Square nylon unshaved cam for 1/2" OD pintle.

**Related parts:** 512-384, 512-392



## 91-314 / 512-392 PINTLE

**About the product:** 1/2" round pintle is molded to a knurled corrosion proof steel shaft. Complete with lock washers and nut.


**Related parts:** 512-391, 512-384



## 91-315 / 512-390 NYLON HINGE PIN

**About the product:** 3/8" OD x 1-7/8" long nylon hinge pin.

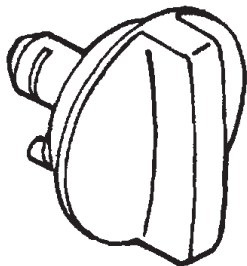
**Related parts:** 512-202, 512-216



## 91-140 / 512-149 BUMPER KEEPER

**About the product:** Chrome plated zamac bumper keeper is used with inswinging or outswinging doors. Mounts on any flat surface. Used when door has a round bar concealed latch. Holes are 1-5/8" on center.

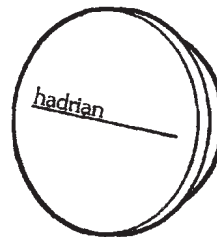
**Related parts:** 512-365, 512-366, 512-433



## 91-316 / 512-365 LATCH KNOB

**About the product:** Chrome plated heavy duty zamac casting is used on the interior compartment to secure door. Snaps into 512-366 latch cover.

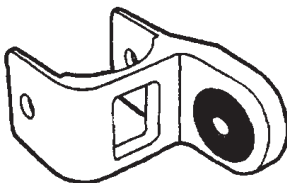
**Related parts:** 512-366, 512-433, 512-149



## 91-317 / 512-366 LATCH COVER

**About the product:** Chrome plated heavy duty zamac casting is used on the exterior compartment as an emergency release on the door. Snaps into 512-365 latch knob.

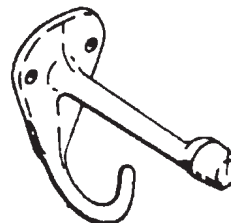
**Related parts:** 512-365, 512-149, 512-433



## 91-318 / 512-433 BUMPER KEEPER

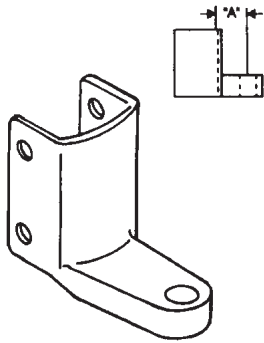
**About the product:** Chrome plated zamac bumper keeper can be reversed to accommodate either an inswinging or outswinging door with a round bar concealed latch. Fits on a 1-1/4" round edge pilaster.

**Related parts:** 512-365, 512-366, 512-149, 531-020, 531-185, 531-406



## 91-6 / 512-055 BUMPER HOOK

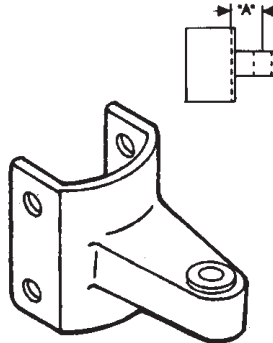
**About the product:** Chrome plated zamac combination door bumper and coat hook is used on both round or square edge inswinging door.



## 91-182 / 512-070 BOTTOM HINGE

**About the product:** Chrome plated zamac wrap around hinge is used on metal doors. Mounts on a 1-1/4" round edge pilaster. Holes are 1-1/8" on center. Comes with a 5/8" pintle. "A" dimension is 1-1/8".

**Related parts:** 512-128, 512-131, 512-299, 531-020, 531-185



## 91-183 / 512-128 TOP HINGE

**About the product:** Chrome plated zamac wrap around hinge is used on metal doors. Mounts on a 1-1/4" round edge pilaster. Holes are 1-1/8" on center. "A" dimension is 1-1/8".


**Related parts:** 512-070, 512-300, 512-290, 531-020, 531-185, 531-406



## 91-261 / 512-300 METAL HINGE PIN

**About the product:** 1/4" OD x 2-7/8" long chrome plated steel pin has push point bottom and knurled top to secure door. Top is tapped with 10-24 thread for easy removal and installation.

**Related parts:** 512-128, 512-290



## 512-290 TOP DOOR TRIM

**About the product:** Heavy duty zamac top door trim fits 1" steel door.

**Related parts:** 512-300



## 91-174 / 512-127 SPRING CAM

**About the product:** Opposing cams are under spring tension. Door will return to the set position swing after swing. For use on steel doors. Size is 7/8" x 4-11/16" long.

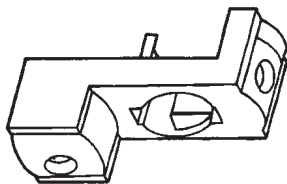
**Related parts:** 512-070, 512-131, 512-131



## 91-248 / 512-166 PINTLE

**About the product:** 5/8" round pintle is molded to a knurled corrosion proof steel shaft. Complete with lock washers and nut.

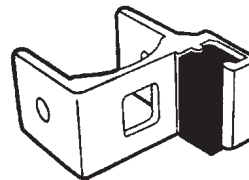
**Related parts:** 512-127, 512-070, 512-131



## 91-145 / 512-131 CAM HOUSING

**About the product:** Heavy duty zamac cam housing fits 1" steel door.


**Related parts:** 512-127, 512-070, 512-166



## 512-071 BUMPER KEEPER

**About the product:** Chrome plated zamac bumper keeper can be reversed to accommodate either an inswinging or outswinging door with a round bar concealed latch. Fits on a 1-1/4" round edge pilaster.

**Related parts:** 512-193, 512-194, 512-020, 512-185



## 91-235 / 512-193 LATCH KNOB

**About the product:** Chrome plated heavy duty zamac casting is used on the interior compartment to secure door. Snaps into 512-194 latch cover.

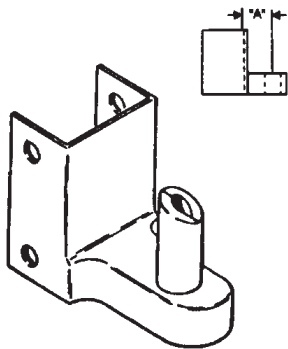
**Related parts:** 512-194, 512-192, 512-071



## 91-236 / 512-194 LATCH COVER

**About the product:** Chrome plated heavy duty zamac casting is used on the exterior compartment as an emergency release on the door. Snaps into 512-193 latch knob.

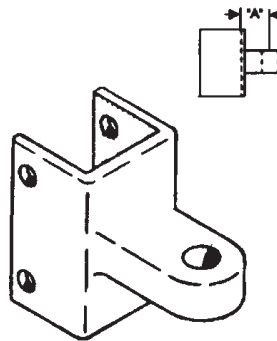
**Related parts:** 512-192, 512-193, 512-071



## 91-108 / 512-293 BOTTOM HINGE

**About the product:** Chrome plated zamac wrap around hinge mounts on a 1-1/4" square edge pilaster. Holes are 1-1/8" on center. Comes with a 5/8" pintle. "A" dimension is 1-7/16".

**Related parts:** 512-292, 512-295, 512-166, 512-294, 531-020, 531-185, 531-406



## 91-109 / 512-292 TOP HINGE

**About the product:** Chrome plated zamac wrap around hinge mounts on a 1-1/4" square edge pilaster. Holes are 1-1/8" on center. "A" dimension is 1-7/16".

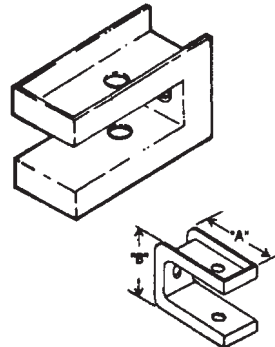
**Related parts:** 512-293, 512-300, 512-297, 531-020, 531-185, 531-406



## 91-261 / 512-300 METAL HINGE PIN

**About the product:** 1/4" OD x 2-7/8" long chrome plated steel pin has push point bottom and knurled top to secure door. Top is tapped with 10-24 thread for easy removal and installation.

**Related parts:** 512-292, 512-297



## 91-241 / 512-297 TOP DOOR TRIM

**About the product:** Chrome plated zamac housing fits a 1" square edge door. "A" dimension is 2-5/16" and "B" dimension is 1-17/32".

**Related parts:** 512-300, 512-292



## 91-248 / 512-166 PINTLE

**About the product:** 5/8" round pintle is molded to a knurled corrosion proof steel shaft. Complete with lock washers and nut.

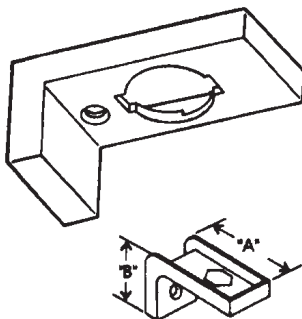
**Related parts:** 512-295, 512-294, 512-293



## 512-295 SPRING CAM

**About the product:** Opposing cams are under spring tension. Door will return to the set position swing after swing. For use on laminated plastic doors. Size is 3/4" x 4-3/4" long.


**Related parts:** 512-293, 512-166, 512-294



## 512-294 CAM HOUSING

**About the product:** Chrome plated zamac housing fits a 1" square edge door. "A" dimension is 2-5/8" and "B" dimension is 1-5/32".

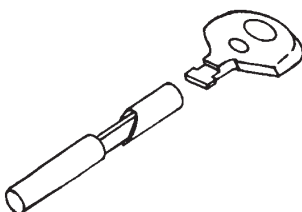
**Related parts:** 512-166, 512-294, 512-293



## 91-246 / 512-371 CONCEALED LATCH KNOB SET

**About the product:** Chrome plated zamac knob set is for use on a metal door with a concealed slide latch. Complies with A.D.A.

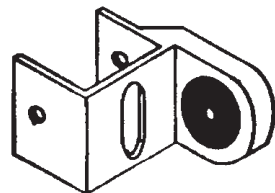
**Related parts:** 512-192, 512-221



## 91-234 / 512-192 SLIDE BOLT ASSEMBLY

**About the product:** 2 Piece steel slide bolt assembly is used on a laminated plastic door. 11/32" OD slide bolt.

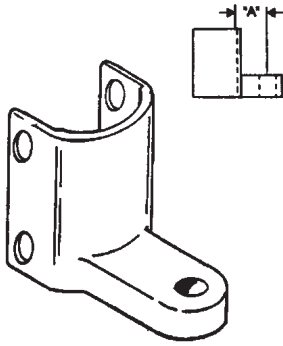
**Related parts:** 512-371, 512-221



## 91-119 / 512-221 BUMPER KEEPER

**About the product:** Chrome plated zamac bumper keeper can be reversed to accommodate either an inswinging or outswinging door with a round bar concealed latch. Fits on a 1-1/4" square edge pilaster.

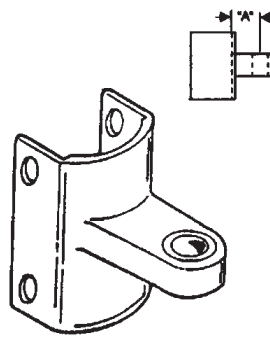
**Related parts:** 512-192, 512-371



**91-185 / 512-170  
BOTTOM HINGE**

**About the product:** Chrome plated zamac wrap around hinge is used on metal doors. Mounts on a 1-1/4" square edge pilaster. Holes are 1-1/2" on center. "A" dimension is 1-7/64".

**Related parts:** 512-171, 512-182, 512-169, 531-020, 531-185, 531-406



**91-186 / 512-171  
TOP HINGE**

**About the product:** Chrome plated zamac wrap around hinge is used on metal doors. Mounts on a 1-1/4" square edge pilaster. Holes are 1-1/2" on center. "A" dimension is 1-7/64".

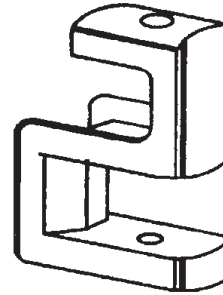
**Related parts:** 512-170, 512-032, 531-020, 531-185, 531-406



**512-032  
METAL HINGE PIN**

**About the product:** 3/8" OD x 3" long chrome plated steel pin has 5/16" threaded stem to secure door. Top is slotted for easy removal and installation.

**Related parts:** 512-165, 512-150



**91-377/512-248  
TOP DOOR TRIM**

**About the product:** Heavy duty chrome plated zamac top door trim fits 1" steel door.

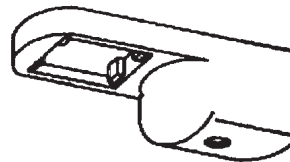
**Related parts:** 512-032



**91-152 / 512-169  
SPRING CAM**

**About the product:** Opposing cams are under spring tension. Door will return to the set position swing after swing. For use on steel doors. Cam is molded onto a knurled corrosion proof shaft complete with lock washer and nut. Size is 7/8" x 4-7/8" long.

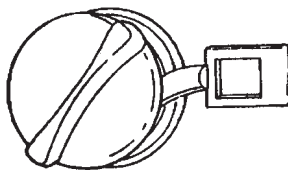
**Related parts:** 512-070, 512-131



**900-14906 / 512-182  
CAM HOUSING**

**About the product:** Heavy duty zamac cam housing fits 1" steel door.


**Related parts:** 512-169, 512-170



**91-131 / 512-168  
CONCEALED LATCH SET**

**About the product:** Chrome plated zamac knob set has 3/8" OD offset flat tipped bar. Use on metal doors.

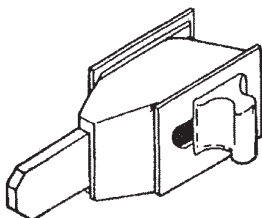
**Related parts:** 512-005, 512-199, 512-373



**512-367  
CONCEALED LATCH SET**

**About the product:** Chrome plated zamac knob set has 3/8" OD offset flat tipped bar. Use on metal doors. Complies with A.D.A.


**Related parts:** 512-005, 512-199, 512-373



**900-18069 / 512-069  
CONCEALED LATCH**

**About the product:** Chrome plated zamac latch has beveled slide bar to allow for easy emergency access. Red or green indicators alert you as to the occupancy of the compartment.

**Related parts:** 512-005

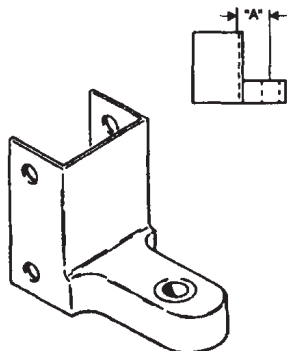


**91-134 / 512-005  
BUMPER KEEPER**

**About the product:** Chrome plated zamac bumper keeper can be reversed to accommodate either an inswinging or outswinging door with a round bar, flat tipped concealed latch. Fits on a 1-1/4" round edge pilaster.

**Related parts:** 512-168, 512-367, 512-069, 531-020, 531-185, 531-406

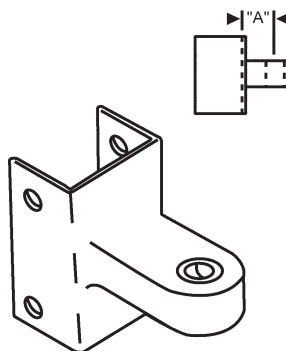




**91-358 / 512-318  
BOTTOM HINGE**

**About the product:** Chrome plated zamac wrap around hinge mounts on a 1-1/4" square edge pilaster. Holes are 1-1/2" on center. Comes with a 5/8" pintle. "A" dimension is 1-7/64".

**Related parts:** 512-319, 512-185, 512-186, 512-408, 531-185, 531-020



**91-365 / 512-319  
BOTTOM HINGE**

**About the product:** Chrome plated zamac wrap around hinge mounts on a 1-1/4" square edge pilaster. Holes are 1-1/2" on center. Comes with a 5/8" pintle. "A" dimension is 1-7/64".

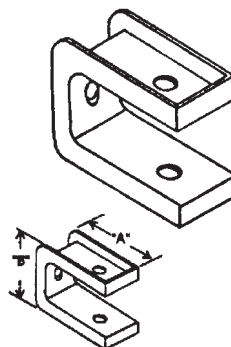
**Related parts:** 512-319, 512-185, 512-186, 512-408, 531-185, 531-020



**91-281 / 512-427  
METAL HINGE PIN**

**About the product:** 7/32" OD x 3-1/4" long chrome plated steel pin has knurled top to secure door.

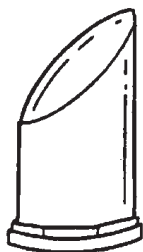
**Related parts:** 512-410



**91-154 / 512-410  
TOP DOOR TRIM**

**About the product:** Chrome plated zamac housing fits a 7/8" square edge door. "A" dimension is 2-5/16" and "B" dimension is 1-5/8".

**Related parts:** 512-319



**91-114 / 512-186  
NYLON CAM**

**About the product:** Round nylon cam for 1/2" OD pintle.

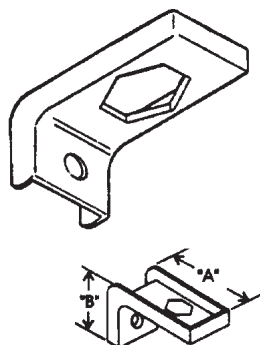
**Related parts:** 512-185, 512-318, 512-408



**91-102B / 512-185  
PINTLE**

**About the product:** 1/2" round pintle is molded to a knurled corrosion proof steel shaft. Complete with lock washers and nut.

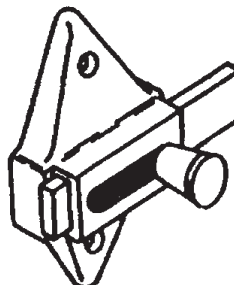
**Related parts:** 512-186, 512-408, 512-318



**512-408  
CAM HOUSING**

**About the product:** Chrome plated zamac housing fits a 7/8" square edge door. "A" dimension is 2-1/4" and "B" dimension is 1-3/16".


**Related parts:** 512-186, 512-185, 512-318



**91-79 / 512-009  
SLIDE LATCH**

**About the product:** Chrome plated zamac slide latch is surface mounted with 2-3/4" hole centers.


**Related parts:** 512-039, 512-123, 531-018, 531-019, 531-488



**91-26 / 512-123  
BUMPER KEEPER**

**About the product:** Chrome plated zamac bumper keeper is used with inswinging doors that have a surface mounted slide latch. Fits on a 1-1/4" square edge pilaster. Holes are 1-1/2" on center.

**Related parts:** 512-099, 531-020, 531-185, 531-406



**91-78 / 512-039  
BUMPER**

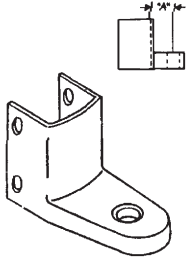
**About the product:** Chrome plated zamac bumper is used with outswinging doors that have a surface mounted slide latch. Fits on a 1-1/4" square edge pilaster. Holes are 1-1/2" on center.

**Related parts:** 512-009, 531-020, 531-185, 531-406



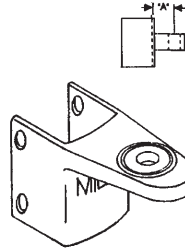
**900-18576 / 512-073 & 512-072**

**BOTTOM AND TOP HINGE**



**About the product:** Chrome plated zamac wrap around hinge is used on metal doors. Mounts on a 1-1/4" round edge pilaster. Holes are 1-3/8" on center. "A" dimension is 1-1/4".

**Related parts:** 512-072, 512-191, 512-320, 512-321, 531-020, 531-185, 531-406



**About the product:** Chrome plated zamac wrap around hinge is used on metal doors. Mounts on a 1-1/4" round edge pilaster. Holes are 1-3/8" on center. "A" dimension is 1-1/4".

**Related parts:** 512-073, 512-096, 531-020, 531-185, 531-406



**91-107 / 512-191**  
**PINTLE**

**About the product:** 5/8" round pintle is molded to a knurled corrosion proof steel shaft that axially aligns the cam. Complete with lock washers and nut.

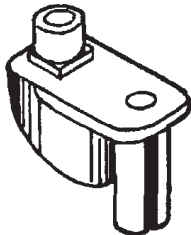
**Related parts:** 512-073, 512-320, 512-321



**90-107HP / 512-096**  
**METAL HINGE PIN**

**About the product:** 3/8" OD long chrome plated steel pin has push point bottom to secure door.

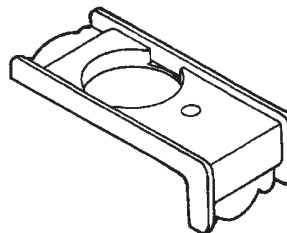
**Related parts:** 512-072



**512-320**  
**NYLON CAM**

**About the product:** Naturally lubricated nylon cam is square locked to ensure perfect alignment.

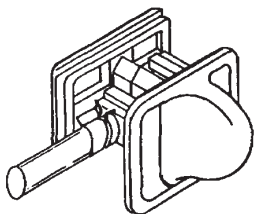
**Related parts:** 512-073, 512-191, 512-321



**512-321**  
**CAM HOUSING**

**About the product:** Steel cam housing with painted finish fits 1" metal door.

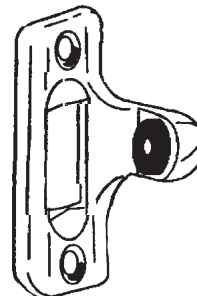
**Related parts:** 512-320, 512-191, 512-073



**900-10386 / 512-122**  
**CONCEALED LATCH**

**About the product:** Heavy die cast chrome plated concealed latch. Lock bolt is 3/8" diameter corrosion-proof steel. Internal working parts are of Zytel plastic.


**Related parts:** 512-113



**91-290 / 512-113**  
**BUMPER KEEPER**

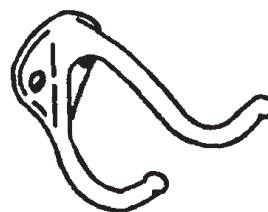
**About the product:** Chrome plated zamac bumper keeper can be reversed to accommodate either an inswinging or outswinging door with a round bar concealed latch. Fits on the edge of a metal pilaster to create a flush look. Holes are 1-5/8" on center.

**Related parts:** 512-122



**91-10 / 512-120**  
**DOOR BUMPER**

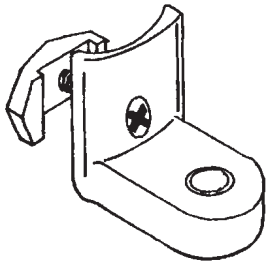
**About the product:** Chrome plated zamac bumper is used on both round or square edge outswinging doors. Prevents door from hitting the wall and damaging.



**91-7 / 512-146**  
**COAT HOOK**

**About the product:** Chrome plated heavy duty zamac coat hook is used on inswinging doors.

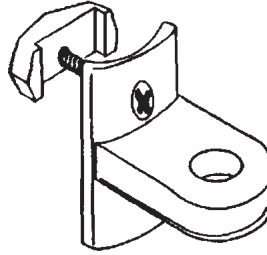
**91-93 / 512-093  
BOTTOM HINGE**



**About the product:** Chrome plated zamac hinge is used on metal doors. It mounts on the edge of a 1-1/4" metal pilaster. It is held securely in place by a toggle and screw. "A" dimension is 1".

**Related parts:** 512-079, 512-087, 512-094

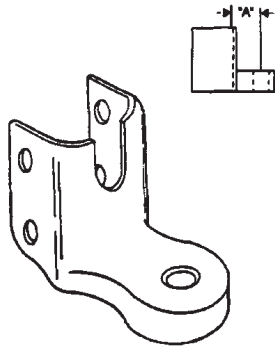
**91-94 / 512-079  
TOP HINGE**



**About the product:** Chrome plated zamac hinge is used on metal doors. It mounts on the edge of a 1-1/4" metal pilaster. It is held securely in place by a toggle and screw. "A" dimension is 1".

**Related parts:** 512-093, 512-087, 512-088, 512-161

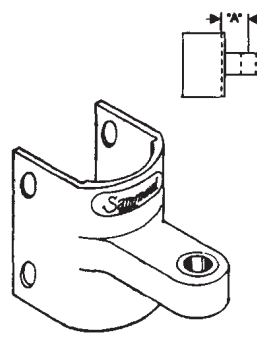
**91-86 / 512-111  
BOTTOM HINGE**



**About the product:** Chrome plated zamac wrap around hinge mounts on a 1-1/4" round edge pilaster. Holes are 1-1/4" on center. "A" dimension is 1-1/16".

**Related parts:** 512-042, 512-094, 531-020, 531-185, 531-406

**91-85 / 512-042  
TOP HINGE**



**About the product:** Chrome plated zamac wrap around hinge mounts on a 1-1/4" round edge pilaster. Holes are 1-1/4" on center. "A" dimension is 1-1/16".

**Related parts:** 512-111, 512-088, 531-020, 531-185, 531-406

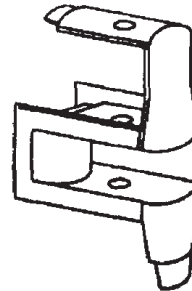
**91-96 / 512-088  
NYLON HINGE PIN**



**About the product:** 3/8" OD x 2-1/2" long nylon hinge pin. Top is tapped with 12-24 thread for easy removal and installation.

**Related parts:** 512-079, 512-042, 512-161

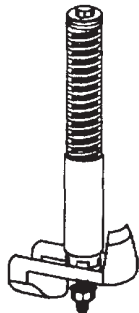
**512-161  
TOP DOOR TRIM**



**About the product:** Heavy duty zamac top door trim fits 1" steel door.

**Related parts:** 512-088, 512-042, 512-079

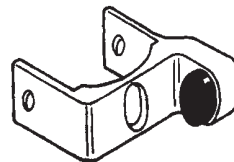
**91-95 / 512-094  
SPRING CAM**



**About the product:** Opposing cams are under spring tension. Door will return to the set position swing after swing. For use on 1" steel doors.

**Related parts:** 512-093, 512-111


**91-5 / 512-135  
BUMPER KEEPER**



**About the product:** Chrome plated zamac bumper keeper can be reversed to accommodate either an inswinging or outswinging door with a round bar concealed latch. Fits on a 1-1/4" round edge pilaster.

**Related parts:** 512-047, 512-048, 512-020, 531-185, 531-406

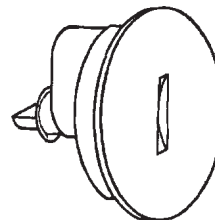
**512-047  
LATCH KNOB**



**About the product:** Chrome plated heavy duty zamac casting is used on the interior compartment to secure door. Snaps into 512-048 latch cover. Complies with A.D.A.

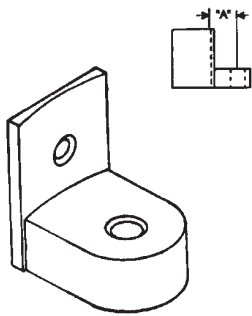
**Related parts:** 512-048, 512-135

**512-048  
LATCH COVER**



**About the product:** Chrome plated heavy duty zamac casting is used on the exterior compartment as an emergency release on the door. Snaps into 512-047 latch knob.

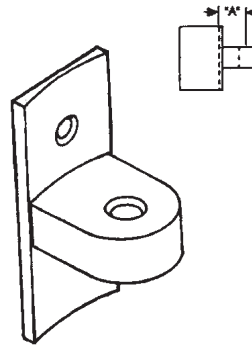
**Related parts:** 512-047, 512-135



**512-331  
BOTTOM HINGE**

**About the product:** Chrome plated zamac hinge mounts on the edge of a 1-1/4" square edge pilaster. It is held securely in place by a toggle and screw. "A" dimension is 1-1/16".

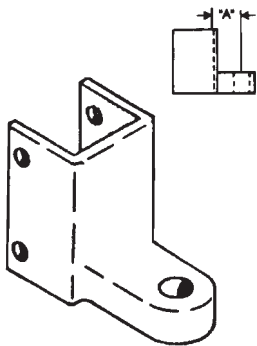
**Related parts:** 512-332, 512-187



**512-332  
TOP HINGE**

**About the product:** Chrome plated zamac hinge mounts on the edge of a 1-1/4" square edge pilaster. It is held securely in place by a toggle and screw. "A" dimension is 1-1/16".

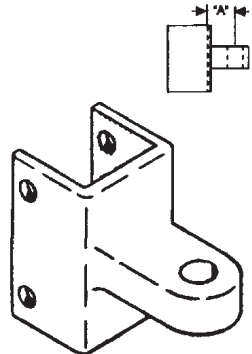
**Related parts:** 512-331, 512-088, 512-480



**512-230  
BOTTOM HINGE**

**About the product:** Chrome plated zamac wrap around hinge mounts on a 1-1/4" square edge pilaster. Holes are 1-1/4" on center. Comes with a 5/8" pintle. "A" dimension is 1-3/32".

**Related parts:** 512-386, 512-187, 531-020, 531-185, 531-406



**512-386  
TOP HINGE**

**About the product:** Chrome plated zamac wrap around hinge mounts on a 1-1/4" square edge pilaster. Holes are 1-1/4" on center. "A" dimension is 1-3/32".

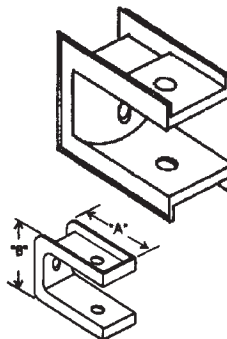
**Related parts:** 512-230, 512-088, 512-480, 531-020, 531-185, 531-406



**91-96 / 512-088  
NYLON HINGE PIN**

**About the product:** 3/8" OD x 2-1/2" long nylon hinge pin. Top is tapped with 12-24 thread for easy removal and installation.

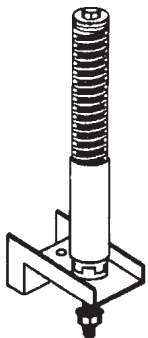
**Related parts:** 512-480, 512-332, 512-386



**512-480  
TOP DOOR TRIM**

**About the product:** Chrome plated zamac housing fits a 1" square edge door. "A" dimension is 2-5/16" and "B" dimension is 1-5/8".

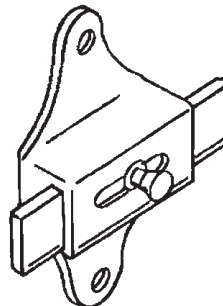
**Related parts:** 512-088, 512-332, 512-386



**91-210 / 512-187  
SPRING CAM**

**About the product:** Opposing cams are under spring tension. Door will return to the set position swing after swing. For use on 1" laminated plastic doors.


**Related parts:** 512-331, 512-230



**91-83 / 512-040  
SLIDE LATCH**

**About the product:** Chrome plated zamac slide latch is surface mounted with 2-5/8" hole centers.

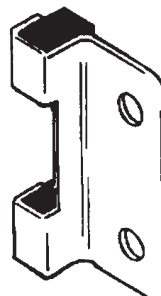
**Related parts:** 512-080, 512-081, 512-041, 531-020, 531-021, 531-406



**91-89 / 512-080  
KEEPER**

**About the product:** Chrome plated zamac keeper is used with inswinging doors that have a surface mounted slide latch. Mounts on any thickness pilaster, square or round edge. Holes are 2" on center.

**Related parts:** 512-081, 512-040




**91-88 / 512-081  
BUMPER**

**About the product:** Chrome plated zamac bumper is used with inswinging or outswinging doors. Mounts on any thickness pilaster, square or round edge. Holes are 2" on center.

**Related parts:** 512-080, 512-040

**512-028**

**BOTTOM HINGE**




*About the product:* Chrome plated brass wrap around hinge is used on metal doors. Mounts on a 1-1/4" round edge pilaster. Holes are 1-1/2" on center. Comes with 3/4" pintle. "A" dimension is 1-3/16".

*Related parts:* 512-031, 512-037, 512-038, 531-020, 531-185, 531-406

**512-031**

**TOP HINGE**

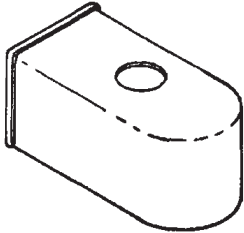


*About the product:* Chrome plated brass wrap around hinge is used on metal doors. Mounts on a 1-1/4" round edge pilaster. Holes are 1-1/2" on center. "A" dimension is 1-3/16".

*Related parts:* 512-028, 512-029, 512-115, 531-020, 531-185, 531-406

**512-029**

**HINGE COVER**



*About the product:* Chrome plated plastic hinge cover provides clean look and functional styling.

*Related parts:* 512-031, 512-115

**91-150S / 512-115**  
**METAL HINGE PIN**

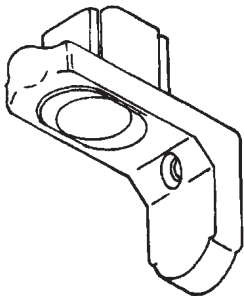


*About the product:* 3/8" OD x 3-5/8" long chrome plated steel pin has 5/16" threaded stem to secure door. Top is slotted for easy removal and installation.

*Related parts:* 512-099

**512-038**

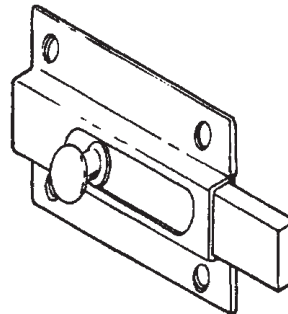
**CAM AND HOUSING**



*About the product:* Heavy duty zamac cam housing fits 1" steel door and includes nylon cam.

*Related parts:* 512-028

**91-238 / 512-107**  
**SLIDE LATCH**

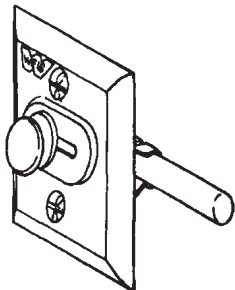


*About the product:* Chrome plated brass slide latch is surface mounted with vertical holes of 1-3/8" and horizontal holes of 1-7/8". Overall size is 2-1/2" wide x 2" high.

*Related parts:* 512-097

**512-061**

**CONCEALED LATCH**

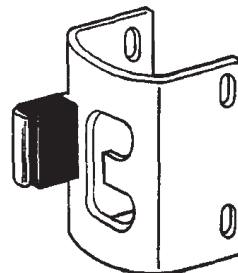


*About the product:* Polished stainless steel stamped interior cover. Lock bolt is 3/8" diameter corrosion proof steel. Attached screws and exterior cover are included.

*Related parts:* 512-097

**512-097**

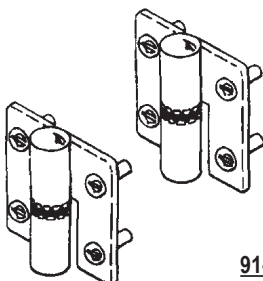
**BUMPER KEEPER**



*About the product:* Chrome plated zamac bumper keeper can be reversed to accommodate either an inswinging or outswinging door with a round bar concealed latch. Fits on a 1-1/4" round edge pilaster. Holes are 2" on center.

*Related parts:* 512-061, 512-107, 531-020, 531-185, 531-406

**GRAVITY HINGE SET**



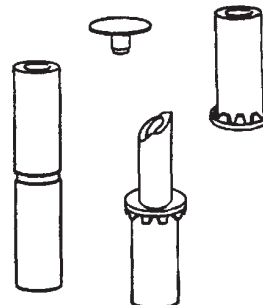
*About the product:* Chrome plated brass round barrel surface mounted hinges have hole centers of 1-1/2" vertically and 2-3/8" horizontally. The overall size is 2-15/16" wide x 2-13/16" high. Comes complete with one pair of hinges and all attaching hardware to hang one door.

**91-28 / 512-001L**----- LEFT HAND IN

**91-29 / 512-001R**----- RIGHT HAND IN

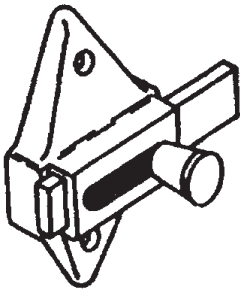
**512-389**

**ROUND BARREL HINGE PAK**



*About the product:* Hinge pak includes all the necessary items to repair one set of round barrel surface mounted hinges.

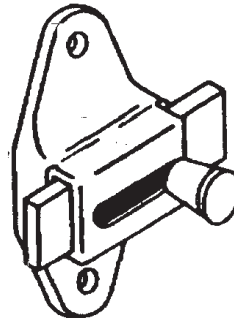
**91-79 / 512-009  
SLIDE LATCH**



**About the product:** Chrome plated zamac slide latch is surface mounted with 2-3/4" hole centers.

**Related parts:** 512-017, 512-123, 512-019, 512-020, 512-018, 512-100, 531-018, 531-019, 531-488


**91-4 / 512-010  
SLIDE LATCH**



**About the product:** Chrome plated zamac slide latch is surface mounted with 3-1/2" hole centers.

**Related parts:** 512-017, 512-123, 512-019, 512-020, 512-077, 512-100, 531-020, 531-021, 531-406


**91-80 / 512-011  
THROW LATCH**



**About the product:** Chrome plated brass throw latch is surface mounted with 3-1/2" hole centers. Complies with A.D.A.

**Related parts:** 512-200, 512-198, 512-023, 512-020, 531-197


**512-200  
BUMPER KEEPER**



**About the product:** Chrome plated zamac bumper keeper is used with inswinging doors that have a surface mounted throw latch. Fits on a 1-1/4" round edge pilaster. Holes are 1-1/2" on center.

**Related parts:** 512-011, 531-020, 531-185, 531-406

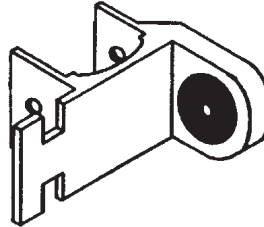
**91-237 / 512-017  
BUMPER KEEPER**



**About the product:** Chrome plated zamac bumper keeper is used with inswinging doors that have a surface mounted slide latch. Fits on a 1-1/4" round edge pilaster. Holes are 1-1/2" on center.

**Related parts:** 512-010, 531-009, 531-020, 531-185, 531-406


**91-253 / 512-376  
BUMPER KEEPER**



**About the product:** Chrome plated zamac bumper keeper is used with inswinging doors that have a surface mounted slide latch. Fits on a 1-1/4" round edge pilaster.

**Related parts:** 512-011, 531-020, 531-185, 531-406


**91-217 / 512-022  
BUMPER KEEPER**



**About the product:** Chrome plated zamac bumper is used with outswinging doors that have a surface mounted slide latch. Fits on a 1-1/4" round edge pilaster. Holes are 1-1/2" on center.

**Related parts:** 512-010, 531-009, 531-020, 531-185, 531-406


**91-55 / 512-378  
BUMPER KEEPER**



**About the product:** Chrome plated zamac bumper keeper can be reversed to accommodate either an inswinging or outswinging door with a round bar concealed latch. Fits on a 1-1/4" round edge pilaster. Holes are 1-1/2" on center.

**Related parts:** 512-370, 512-237, 512-012, 531-020, 531-185, 531-406

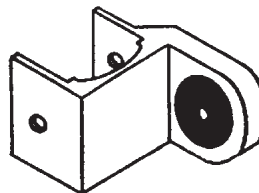
**91-5 / 512-004  
BUMPER KEEPER**



**About the product:** Chrome plated zamac bumper keeper can be reversed to accommodate either an inswinging or outswinging door with a round bar concealed latch. Fits on a 1-1/4" round edge pilaster.

**Related parts:** 512-013, 512-014, 512-106, 531-020, 531-185, 531-406

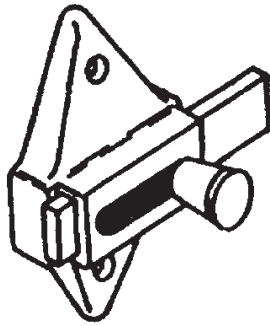
**512-375  
BUMPER**



**About the product:** Chrome plated zamac bumper is used with outswinging doors that have a surface mounted slide latch. Fits on a 1-1/4" round edge pilaster.

**Related parts:** 512-010, 531-009, 531-020, 531-185, 531-406

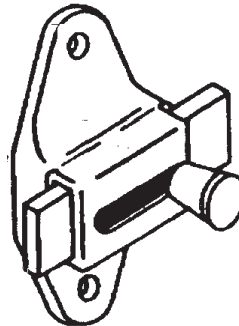




**91-79 / 512-009  
SLIDE LATCH**

**About the product:** Chrome plated zamac slide latch is surface mounted with 2-3/4" hole centers.

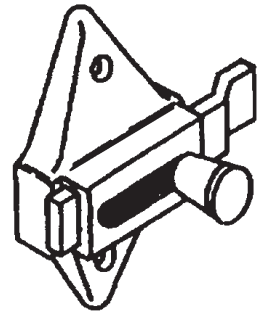
**Related parts:** 512-017, 512-123, 512-019, 512-020, 512-018, 512-100, 531-018, 531-019, 531-488



**91-4 / 512-010  
SLIDE LATCH**

**About the product:** Chrome plated zamac slide latch is surface mounted with 3-1/2" hole centers.

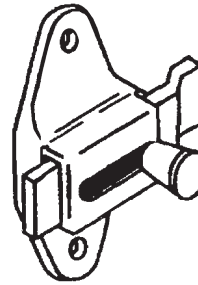
**Related parts:** 512-017, 512-123, 512-019, 512-020, 512-077, 512-100, 531-020, 531-021, 531-406



**91-127 / 512-360  
SLIDE LATCH**

**About the product:** Chrome plated zamac slide latch is surface mounted with 2-3/4" hole centers. The offset bar is needed when the door and pilaster are of the same thickness.

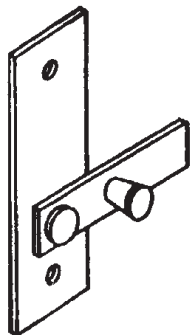
**Related parts:** 512-017, 512-123, 512-019, 512-100, 531-020, 531-021, 531-488



**91-126 / 512-247  
SLIDE LATCH**

**About the product:** Chrome plated zamac slide latch is surface mounted with 3-1/2" hole centers. The offset bar is needed when the door and pilaster are of the same thickness.

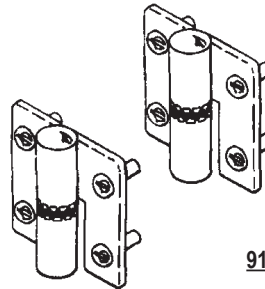
**Related parts:** 512-017, 512-123, 512-019, 512-020, 512-077, 512-100, 531-020, 531-021, 531-406



**91-80 / 512-011  
THROW LATCH**

**About the product:** Chrome plated brass throw latch is surface mounted with 3-1/2" hole centers. Complies with A.D.A.


**Related parts:** 512-200, 512-198, 512-023, 512-020, 531-197



**GRAVITY HINGE SET**

**About the product:** Chrome plated brass round barrel surface mounted hinges have hole centers of 1-1/2" vertically and 2-3/8" horizontally. The overall size is 2-15/16" wide x 2-13/16" high. Comes complete with one pair of hinges and all attaching hardware to hang one door.

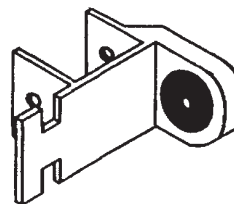
**91-28 / 512-001L**----- LEFT HAND IN  
**91-29 / 512-001R**----- RIGHT HAND IN



**91-133 / 512-238  
BUMPER**

**About the product:** Chrome plated zamac bumper keeper can be reversed to accommodate an inswinging or outswinging door with a round bar concealed latch. Fits on a 1-1/4" round edge pilaster. Holes are 1-1/2" on center.

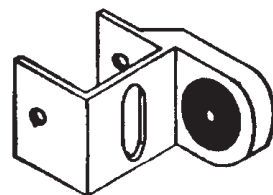
**Related parts:** 512-012, 531-236, 512-368, 531-020, 531-185, 531-406



**91-138 / 512-307  
BUMPER KEEPER**

**About the product:** Chrome plated zamac bumper keeper is used with inswinging doors that have a surface mounted slide latch. Fits on a 1-1/4" square edge pilaster.

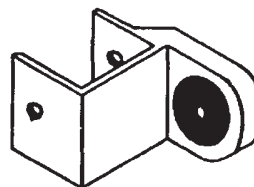
**Related parts:** 512-011, 531-020, 531-185, 531-406



**91-119 / 512-221  
BUMPER KEEPER**

**About the product:** Chrome plated zamac bumper keeper can be reversed to accommodate either an inswinging or outswinging door with a round bar concealed latch. Fits on a 1-1/4" square edge pilaster.

**Related parts:** 512-012, 512-236, 512-368, 531-020, 531-185, 531-406




**91-137 / 512-377  
BUMPER**

**About the product:** Chrome plated zamac bumper is used with outswing doors with a surface mounted slide latch. Fits on a 1-1/4" square edge pilaster.

**Related parts:** 512-010, 531-009, 531-020, 531-185, 531-406






**91-26 / 512-123  
BUMPER KEEPER**

**About the product:** Chrome plated zamac bumper keeper is used with inswinging doors that have a surface mounted slide latch. Fits on a 1-1/4" square edge pilaster. Holes are 1-1/2" on center.


**Related parts:** 512-010, 512-009, 531-020, 531-185, 531-406



**91-78 / 512-039  
BUMPER**

**About the product:** Chrome plated zamac bumper is used with outswing doors that have a surface mounted slide latch. Fits on a 1-1/4" square edge pilaster. Holes are 1-1/2" on center.

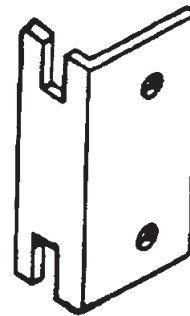
**Related parts:** 512-010, 531-009, 531-020, 531-185, 531-406



**91-132 / 512-198  
BUMPER KEEPER**

**About the product:** Chrome plated zamac bumper keeper is used with inswinging doors that have a surface mounted throw latch. Fits on a 1-1/4" square edge pilaster. Holes are 1-1/2" on center.


**Related parts:** 512-011, 531-020, 531-185, 531-406



**91-81 / 512-023  
KEEPER**

**About the product:** Chrome plated zamac keeper is used with inswinging doors that have a surface mounted throw latch. Mounts on any thickness pilaster, square or round edge. Holes are 1-1/2" on center.

**Related parts:** 512-020, 512-011



**91-82 / 512-020  
BUMPER**

**About the product:** Chrome plated zamac bumper is used with inswing or outswinging doors. Mounts on any thickness pilaster, square or round edge. Holes are 1-1/2" on center.


**Related parts:** 512-019, 512-023, 512-009, 512-010, 512-011



**900-10535 / 512-019  
KEEPER**

**About the product:** Chrome plated zamac keeper is used with inswinging doors that have a surface mounted slide latch. Mounts on any thickness pilaster, square or round edge. Holes are 1-1/2" on center.


**Related parts:** 512-020, 512-010, 512-009, 512-360, 512-247



**91-140 / 512-149  
BUMPER KEEPER**

**About the product:** Chrome plated zamac bumper keeper is used with inswinging or outswinging doors. Mounts on any flat surface. Used with a round bar concealed latch. Holes are 1-5/8" on center.

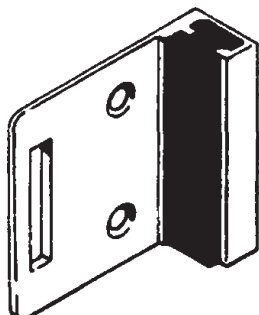
**Related parts:** 512-012, 512-236, 512-368



**91-139 / 512-197  
BUMPER KEEPER**

**About the product:** Chrome plated zamac bumper keeper is used with inswinging door that has a surface mounted throw latch. Mounts on any flat surface. Holes are 1-1/2" on center.


**Related parts:** 512-011



**91-135 / 512-100  
BUMPER KEEPER**

**About the product:** Chrome plated zamac bumper keeper is used with an inswinging door that has a surface mounted slide latch. Mounts on any flat surface. Holes are 1-1/2" on center.

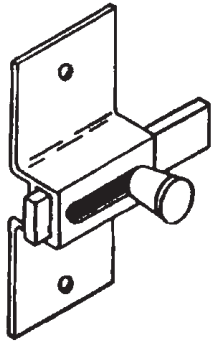
**Related parts:** 512-010, 512-009



**91-141 / 512-159  
BUMPER**

**About the product:** Chrome plated zamac bumper mounts on any flat surface. Used with a outswinging door that has a surface mounted slide latch. Holes are 1-5/8" on center.


**Related parts:** 512-010, 512-009



### 512-362 SLIDE LATCH

**About the product:** Extruded aluminum slide latch is surface mounted with 3-3/8" hole centers. It is used on 1" doors and pilasters.


**Related parts:** 512-428, 512-429, 531-523, 531-021, 531-406



### GRAVITY HINGE SET

**About the product:** Extruded aluminum wrap around gravity hinges accommodate 1" thick doors and pilasters. Holes are 1-1/2" on center on each leaf. Comes complete with one pair of hinges and all attaching hardware to hang one door.


512-387L ----- LEFT HAND IN  
512-387R ----- RIGHT HAND IN



### 91-103 / 512-428 BUMPER KEEPER

**About the product:** Extruded aluminum bumper keeper is used with inswinging doors and a surface mounted slide latch. Fits a 1" square edge pilaster. Holes are 1-1/2" on center.

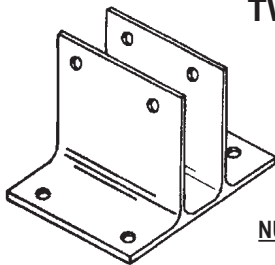
**Related parts:** 512-362, 531-436, 531-021, 531-406



### 512-429 BUMPER

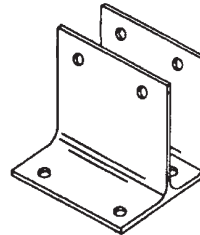
**About the product:** Extruded aluminum bumper is used with outswinging doors and a surface mounted slide latch. Fits a 1" square edge pilaster. Holes are 1-1/2" on center.

**Related parts:** 512-362, 531-436, 531-021, 531-406



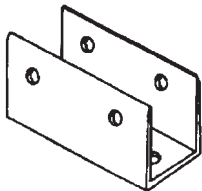
### TWO EAR WALL BRACKET EXTRUDED ALUMINIUM

PART NUMBER	PANEL THICK- NESS	BRACKET HEIGHT
91-144 / 512-130	1"	2-3/4"



### ONE EAR WALL BRACKET EXTRUDED ALUMINIUM

PART NUMBER	PANEL THICK- NESS	BRACKET HEIGHT
91-212 / 512-129	1"	2-5/8"
91-211 / 512-434	1-1/4"	2-5/8"



### "U" WALL BRACKET EXTRUDED ALUMINIUM

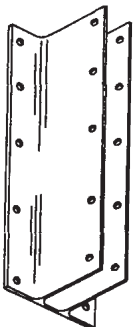
PART NUMBER	PANEL THICK- NESS	BRACKET HEIGHT
512-435	1"	1-3/8"
91-169 / 512-436	1"	2-3/4"
512-437	1-1/4"	2-3/4"



### CONTINUOUS "U" BRACKETS EXTRUDED ALUMINIUM

PART NUMBER	PANEL THICK- NESS	BRACKET HEIGHT
512-441	1"	1-3/8"

**57-1/2" LONG**



### CONTINUOUS TWO EAR BRACKET EXTRUDED ALUMINIUM

PART NUMBER	PANEL THICK- NESS	BRACKET HEIGHT
91-17-57	1"	2-3/4"

**57-1/2" LONG**



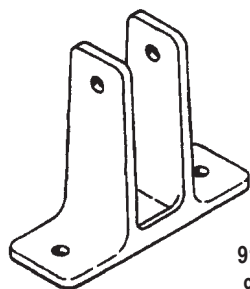
### CONTINUOUS ONE EAR BRACKET EXTRUDED ALUMINIUM

PART NUMBER	PANEL THICK- NESS	BRACKET HEIGHT
91-427	1"	2-3/4"
91-413-57	1-1/4"	2-3/4"

**57-1/2" LONG**

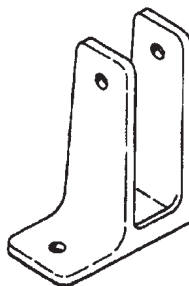
## Chrome Plated Zamac Wall Brackets

### TWO EAR WALL BRACKETS



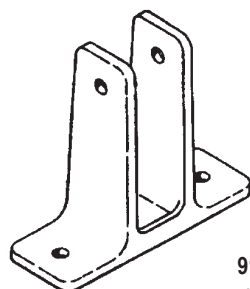
PART NUMBER	PANEL THICK- NESS	BRACKET HEIGHT
512-450	1/2"	2-1/2"
512-154	3/4"	2-1/2"
91-213 / 512-451	7/8"	2-1/2"
91-17 / 512-118	1"	2-1/2"
91-18 / 512-053	1-1/4"	2-1/2"

### ONE EAR WALL BRACKETS



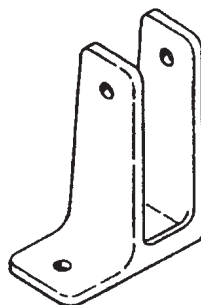
PART NUMBER	PANEL THICK- NESS	BRACKET HEIGHT
512-452	1/2"	2-1/2"
512-453	3/4"	2-1/2"
91-67 / 512-152	7/8"	2-1/2"
91-15 / 512-138	1"	2-1/2"
512-002	1-1/8"	2-1/2"
91-16 / 512-110	1-1/4"	2-1/2"

### TWO EAR X-LONG BRACKETS



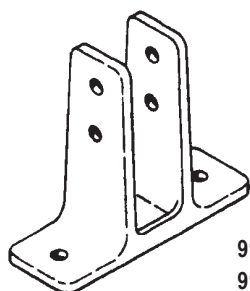
PART NUMBER	PANEL THICK- NESS	BRACKET HEIGHT
91-160 / 512-454	1"	3-1/2"
91-97 / 512-134	1-1/4"	3-1/2"

### ONE EAR X-LONG BRACKETS



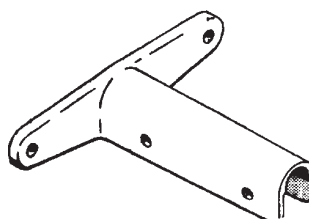
PART NUMBER	PANEL THICK- NESS	BRACKET HEIGHT
91-244 / 512-143	1"	3-1/2"
91-288 / 512-142	1-1/4"	3-1/2"

### TWO EAR URINAL BRACKETS



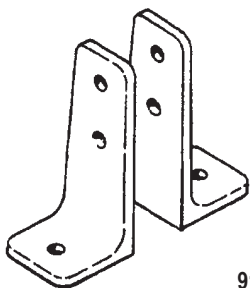
PART NUMBER	PANEL THICK- NESS	BRACKET HEIGHT
512-460	1/2"	2-1/2"
512-461	3/4"	2-1/2"
91-213 / 512-462	7/8"	2-1/2"
91-160 / 512-133	1"	3-1/2"
91-161 / 512-082	1-1/4"	3-1/2"

### URINAL WING BRACKETS




PART NUMBER	PANEL THICK- NESS	BRACKET HEIGHT
91-159 / 512-989	1"	12"
91-11 / 512-089	1-1/4"	6"

### TWO PIECE WALL BRACKETS



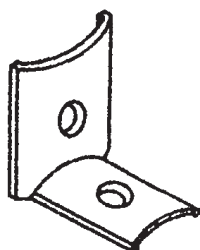
PART NUMBER	PANEL THICK- NESS	BRACKET HEIGHT
91-162 / 512-464	ANY	1-1/2"
91-164 / 512-144	ANY	3-1/2"

### "U" WALL BRACKETS




PART NUMBER	PANEL THICK- NESS	BRACKET HEIGHT
91-165 / 512-465	1/2"	1-1/2"
91-166 / 512-466	3/4"	1-1/2"
91-76 / 512-467	7/8"	1-1/2"
91-12 / 512-116	1"	1-1/2"
91-167 / 512-468	1-1/4"	1-1/2"

### 91-14 / 512-114 ALCOVE CLIP



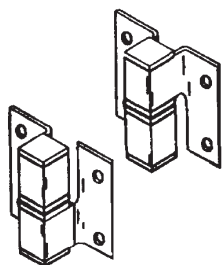
**About the product:** Chrome plated zamac alcove clip is used on metal partitions to join a 1" panel to a 1-1/4" pilaster in an alcove layout.

### 91-70 / 512-195 ALCOVE CLIP



**About the product:** Chrome plated zamac alcove clip is used on square edge partitions to join a panel to the pilaster in alcove layout. Joins any thickness panel to pilaster.

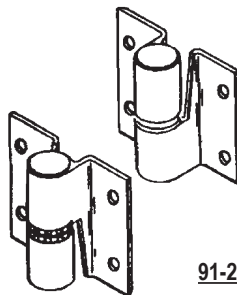
## GRAVITY HINGE SET



91-173 / 512-217L/R-----RH INSWING/LH OUTSWING

**About the product:** Stamped stainless steel square barrel surface mounted hinges have hole centers of 1-1/2" vertically and 2-7/16" horizontally. The overall size is 3-1/8" wide x 3" high. Comes complete with one pair of hinges and all attaching hardware to hang one door.

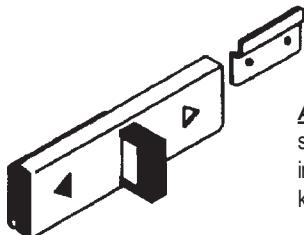
## GRAVITY HINGE SET



91-29SS / 512-484L-----LEFT HAND IN  
91-28SS / 512-484R-----RIGHT HAND IN

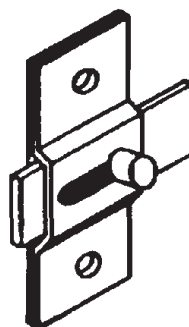
**About the product:** Stamped stainless steel round barrel surface mounted hinges have hole centers of 1-1/2" vertically and 2-3/8" horizontally. The overall size is 3" wide x 2-7/8" high. Comes complete with one pair of hinges and all attaching hardware to hang one door.

## 91-260 / 512-627 SLIDE LATCH



**About the product:** Heavy duty stamped stainless steel slide latch stamping is surface mounted complete with keeper.

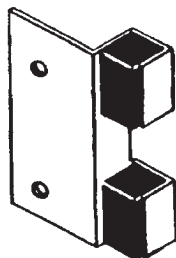
## 900-19628 / 512-278 SLIDE LATCH



**About the product:** Heavy duty stamped stainless steel slide latch stamping is surface mounted with 1-7/8" hole centers.

**Related parts:** 512-279, 512-274, 531-523, 531-021, 531-406

## 91-266 / 512-279 BUMPER



**About the product:** Stamped stainless steel bumper is used with inswinging or outswinging doors. It mounts on any thickness pilaster, square or round edge. Holes are 1-7/8" center.

**Related parts:** 512-274, 512-278

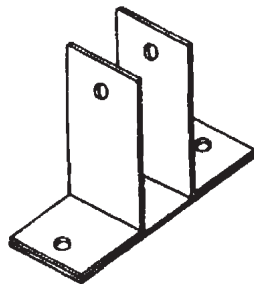
## 91-239 / 512-274 KEEPER



**About the product:** Stamped stainless steel keeper is used with inswinging door that has a surface mount slide latch. It mounts on any thickness pilaster, square or round edge. Holes are 1-7/8" center.

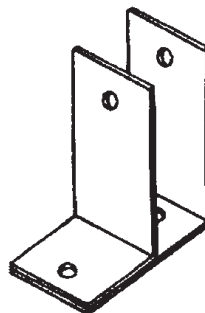
**Related parts:** 512-279, 512-278

## TWO EAR WALL BRACKETS



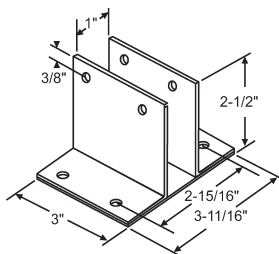
PART NUMBER	PANEL THICK- NESS	BRACKET HEIGHT
512-250	1/2"	2-1/2"
512-254	3/4"	2-1/2"
512-259	7/8"	2-1/2"
91-97 / 512-264	1"	2-1/2"
512-270	1-1/4"	2-1/2"

## ONE EAR WALL BRACKETS



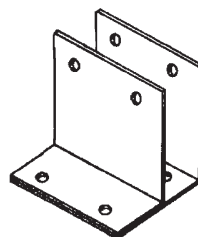
PART NUMBER	PANEL THICK- NESS	BRACKET HEIGHT
512-255	1/2"	2-1/2"
512-260	3/4"	2-1/2"
512-251	7/8"	2-1/2"
512-265	1"	2-1/2"
512-272	1-1/4"	2-1/2"

## TWO EAR WALL BRACKETS



PART NUMBER	PANEL THICK- NESS	BRACKET HEIGHT
512-267	1/2"	2-1/2"
512-261	3/4"	2-1/2"
512-256	7/8"	2-1/2"
91-362S	1"	2-1/2"
512-273	1-1/4"	2-1/2"

## ONE EAR WALL BRACKETS



PART NUMBER	PANEL THICK- NESS	BRACKET HEIGHT
512-253	1/2"	2-1/2"
512-266	3/4"	2-1/2"
512-269	7/8"	2-1/2"
512-258	1"	2-1/2"
512-263	1-1/4"	2-1/2"

**91-125 / 512-018**

**DOOR PULL**

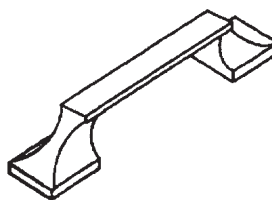


**About the product:** Chrome plated zamac door pull is used on both round or square edge outswinging doors. Holes are tapped 8-32 and are 2-3/4" on center.

**Related parts:** 512-009

**91-90 / 512-041**

**DOOR PULL**




**About the product:** Chrome plated zamac door pull is used on both round or square edge outswinging doors. Holes are tapped 10-24 and are 2-5/8" on center.

**Related parts:** 512-040

**91-9 / 512-077**

**DOOR PULL**

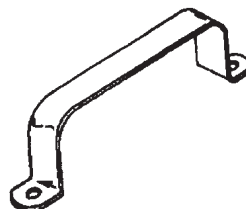


**About the product:** Chrome plated zamac door pull is used on both round or square edge outswinging doors. Holes are tapped 10-24 and are 3-1/2" on center.

**Related parts:** 512-010

**512-276**

**DOOR PULL**




**About the product:** Stamped stainless steel door pull is used on round or square edge outswinging doors. Holes are 4-3/4" on center.

**Related parts:** 512-278, 512-363

**91-10 / 512-120**


**DOOR BUMPER**



**About the product:** Chrome plated zamac door bumper is used on both round or square edge outswinging doors. Prevents door from hitting the wall and damaging.

**91-7 / 512-146**


**COAT HOOK**



**About the product:** Chrome plated heavy duty zamac coat hook is used on inswinging doors.

**91-124 / 512-105**

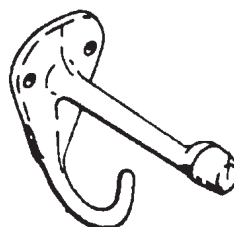
**BUMPER HOOK**



**About the product:** Chrome plated zamac combination door bumper and coat hook is used on both round or square edge inswinging door.

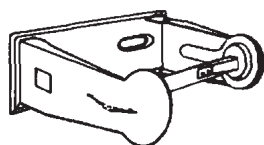
**91-6 / 512-055**

**BUMPER HOOK**



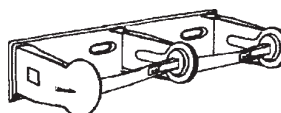
**About the product:** Chrome plated zamac combination door bumper and coat hook is used on both round or square edge inswinging door.

**91-48 / 512-173**  
**TOILET PAPER HOLDER**



**About the product:** Surface mounted toilet tissue holder is constructed of 18 gauge chrome plated steel. The unit features a vandal and theft resistant locking mechanism and hinged arm for filling. Tension spring prevents free spinning of the roll. Holds one standard core roll through a 6" diameter.

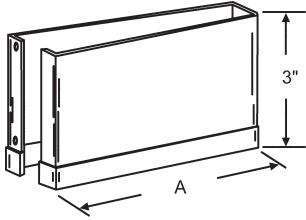
**91-49 / 512-174**  
**TOILET PAPER HOLDER**



**About the product:** Surface mounted toilet tissue holder is constructed of 18 gauge chrome plated steel. The unit features a vandal and theft resistant locking mechanism and hinged arm for filling. Tension spring prevents free spinning of the roll. Holds two standard core roll through a 6" diameter.

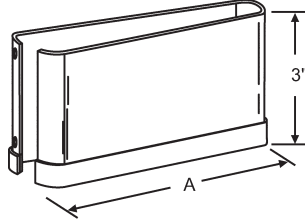
## Partition Accessories

### SQUARE/OPEN PILASTER SHOES 1-1/4" THICKNESS




Part#	"A"
91-31	2"
91-33	3"
91-35	4"
91-37	5"
91-39	6"
91-41	7"
91-43	8"
91-45	10"
91-47	12"

### ROUND/OPEN PILASTER SHOES 1-1/4" THICKNESS



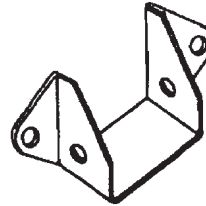
Part#	"A"
91-30	2"
91-32	3"
91-34	4"
91-36	5"
91-38	6"
91-40	7"
91-42	8"
91-44	10"
91-46	12"

### 91-63 / 512-153 HEADRAIL END PLUG



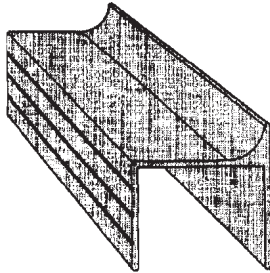
**About the product:** Chrome plated zamac end plug fits 1" wide anti-grip headrail.

### 91-13 / 512-148 HEADRAIL BRACKET



**About the product:** Chrome plated zamac bracket secures 1" wide headrail to the wall. For use on metal pilasters with 512-284 headrail.

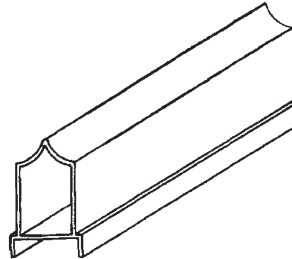
### ANTI-GRIP HEADRAIL



**About the product:** Heavy duty anodized aluminum extrusion fits 1-1/4" thick round edge, metal pilasters. Use 512-148 bracket.

PART NUMBER	LENGTH OF HEADRAIL
512-284-48	48"
512-284-60	60"
512-284-72	72"


### ANTI-GRIP HEADRAIL



**About the product:** Heavy duty anodized aluminum extrusion fits 1-1/4" thick round edge, metal pilasters. Use 512-525 bracket.


PART NUMBER	LENGTH OF HEADRAIL
512-285-48	48"
512-285-60	60"
512-285-72	72"

### ONE WAY SHOULDER SCREWS CHROME PLATED

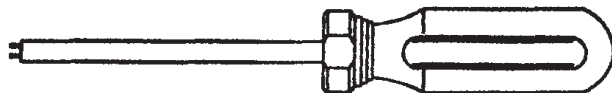


PART NUMBER	SIZE OF THREAD	SCREW LENGTH
531-556	10-24	1/2"
20-292 / 531-523	10-24	3/4"
20-291 / 531-436	10-24	15/16"
531-036	10-24	1-1/16"
20-187 / 531-020	10-24	1-3/16"
20-281 / 531-479	10-24	1-5/16"

### ONE WAY SHOULDER SCREWS CHROME PLATED



PART NUMBER	SIZE OF THREAD	NUT LENGTH
20-186 / 531-021	10-24	1/2"
20-293 / 531-185	10-24	5/8"




### UN-DO-IT TOOLS

**About the product:** Tools used to remove one way fasteners. Nylon handle and steel shaft hold two heat treated pins.

PART NUMBER	SIZE
531-488	For #6 and #8 Screw
531-406	For #8 and #10 Screw
531-489	For #12 and #14 Screw
59-18 / 531-533	3 Pak - 1 of each size

### ONE WAY MACHINE SCREWS CHROME PLATED



PART NUMBER	SCREW SIZE	HEAD TYPE
531-502	8-32 X 1"	Oval
531-018	8-32 X 1-1/8"	Oval
531-245	8-32 X 1-3/8"	Oval
531-550	8-32 X 1-5/8"	Round
531-558	10-24 X 3/4"	Round
531-552	10-32 X 3/4"	Round