

CATALOG COLOR CODE QUICK REFERENCE



**#1
IN
SERVICE**

1 - WHITE

- ♦ Awning Windows
- ♦ Jalousie Windows

2 - BLUE

- ♦ Hung Windows

3 - GOLD

- ♦ Horizontal Sliding/Rolling Windows

4 - IVORY

- ♦ Casement Windows
- ♦ Pivot Windows
- ♦ Projected Windows

5 - TAN

- ♦ Patio Doors

6 - YELLOW

- ♦ Screen/Storm Doors

7 - SALMON

- ♦ Closet/Wardrobe Doors
- ♦ Tub/Shower Doors

8 - GREEN

- ♦ Mobile Homes/RV's

9 - PINK

- ♦ Drawers/Cabinets
- ♦ Fasteners
- ♦ Miscellaneous Door Hardware
- ♦ Paint/Lubricants
- ♦ Security Items
- ♦ Storm Shutters
- ♦ Thresholds
- ♦ Window Glazing Bead
- ♦ Woolpile/Weatherstrip

COMPLETE INDEX ON FOLLOWING PAGES



REPLACEMENT HARDWARE Mfg., Inc.

500 West 84 Street, Hialeah, FL 33014
(305) 558-5051 • FAX 305-557-5239 • NATIONAL 800-780-5051

CLASSIFICATION INDEX

MAJOR CATEGORY	SECTION	SUB-SECTION
SUB-CATEGORY ALPHA	COLOR CODE	
WINDOWS		
AWNING	1 - WHITE	
♦ Accessories (WPA)		A
♦ Cover Plates (WCP)		G
♦ Glazing Bead (WGB)		SEE PINK SECTION H
♦ Handles (WOH) & Accessories (WPA)		B
♦ Harness (AWH)		C
♦ Hinges & Parts (AVH)		C
♦ Operators (AWO)		A
♦ Torque Bar Arms (AWT)		F
♦ Torque Bar Bearings (AWB)		E
♦ Vent Parts (AWV)		D
CASEMENT	4 - IVORY	
♦ Handles (CWL)		B
♦ Operators (CWO)		A
♦ Strikes & Keepers (WLK)		C
♦ Track (CWT)		A
HORIZONTAL SLIDING/ROLLING	3 - GOLD	
♦ Guides (SWP)		C
♦ Hardware (SSP)		B
♦ Latches (HWL, WLK)		SEE BLUE SECTION C
♦ Rollers (SWR)		A
♦ Track (SWT)		B
HUNG WINDOW	2 - BLUE	
♦ Block & Tackle (HWB, HWP)		B
♦ Latches (HWL, WLK)		C
♦ Spiral (HWB, HWP)		A
JALOUSIE	1 - WHITE	
♦ Clips, Links, Wedges (JOL, JWC)		G
♦ Louvers (JWL)		H
♦ Operators (JWO)		A
PIVOT	4 - IVORY	
♦ Hinges & Latches (PWP)		D
PROJECTED	4 - IVORY	
♦ Friction Shoes (PWS)		D
♦ Handles (CWL)		B
♦ Hinges (CWH)		A
♦ Operators (PWO)		D
♦ Parts (PWP)		D
♦ Push Bars (WPO)		D
DOORS		
CLOSET/WARDROBE	7 - SALMON	
♦ Bi-Fold, Metal (CDF)		B
♦ Bi-Fold, Wood (CDF)		C
♦ By-Pass (CDB)		A
♦ Mirror (CDM)		E



REPLACEMENT HARDWARE Mfg., Inc.

500 West 84 Street, Hialeah, FL 33014

(305) 558-5051 • FAX 305-557-5239 • NATIONAL 800-780-5051

CLASSIFICATION INDEX

MAJOR CATEGORY SUB-CATEGORY ALPHA	SECTION COLOR CODE	SUB-SECTION
DOORS		
PATIO DOOR	5 - TAN	
♦ Bumpers (PDB)		E
♦ Guides (PDG)		B
♦ Keepers (PDK)		E
♦ Locks & Handles (PDH)		A
♦ Rollers & Wheels (PDR)		C
♦ Security (PDS)		SEE PINK SECTION A
♦ Track (PDT)		D
TUB/SHOWER ENCLOSURE	7 - SALMON	
♦ Guides (TEG)		E
♦ Hardware (TEH)		E
♦ Rollers (TER)		E
MOBILE HOME/RV PARTS	8 - GREEN	
♦ Handles (MOE, MOH)		B
♦ Hinges (MHH)		C
♦ Operators (MHO)		A
♦ Torque Bar Bearings (MHT)		C
GARAGE DOOR		
♦ Hardware (GDH)		
♦ Locks (GDL)		
SCREENS		
STORM/SCREEN DOOR (SDH)	6 - YELLOW	A
PATIO DOOR SCREEN	6 - YELLOW	B
♦ Handles & Latches (PSL)		B
♦ Rollers & Wheels (PSR)		C
WINDOW	6 - YELLOW	
♦ Clips (WSC, WSL)		D
♦ Frames (WCK, WSS)		D
♦ Screen Mesh & Spline (SWC, WSV)		E
♦ Tools (TOL)		E
MISCELLANEOUS		
DOOR STOP BRACKETS (MDH)	9 - PINK	I
DRAWER SLIDES & GUIDES (DSG)	9 - PINK	G
FASTENERS (FAS, FAT)	9 - PINK	B
GLAZING BEAD (WGB)	9 - PINK	H
SECURITY (PDS)	9 - PINK	A
STORM SHUTTER (ASH)	9 - PINK	C
THRESHOLDS (WDW)	9 - PINK	E
WOOLPILE/WEATHERSTRIP (WDV)	9 - PINK	E
PAINT, LUBRICANTS (CHM)	9 - PINK	D
COMMERCIAL ENTRANCE (CEC, CED)		F
TOILET PARTITION HARDWARE (TPH)		



REPLACEMENT HARDWARE Mfg. Inc.

500 West 84 Street, Hialeah, FL 33014
(305) 558-5051 • FAX 305-557-5239 • NATIONAL 800-780-5051

PAGE 3
REV. 9/98

INDEX

PART - PAGE	PART - PAGE	PART - PAGE	PART - PAGE	PART - PAGE	PART - PAGE	PART - PAGE
ASH (PINK) AWNING WINDOW STORM SHUTTERS	AVH (WHITE) AWNING WINDOW HINGES	AWH (WHITE) AWNING WINDOW HARNES ASMB	AWO (WHITE) AWNING WINDOW OPERATORS	AWO (WHITE) AWNING WINDOW OPERATORS	AWT (WHITE) AWNING WINDOW TORQUE BAR ARMS	AWV (WHITE) AWNING WINDOW VENT PARTS
1 - 9C1	36 - 1C1	1 - 1C4	53 - 1A14	120 - 1A22	50 - 1F1	67 - 1D2
2 - 9C1	37 - 1C1	2 - 1C4	54 - 1A16	121 - 1A23	51 - 1F1	68 - 1D2
3 - 9C1	39 - 1C1	3 - 1C4	55 - 1A11	122 - 1A14	52 - 1F2	69 - 1D2
4 - 9C1	40 - 1C2	4 - 1C4	56 - 1A16	123 - 1A14	54 - 1F3	70 - 1D2
6 - 9C2	41 - 1C3	5 - 1C4	57 - 1A16	124 - 1A18	56 - 1F3	72 - 1D2
8 - 9C1	42 - 1C1	6 - 1C4	58 - 1A17	125 - 1A13	62 - 1F3	73 - 1D1
9 - 9C1	43 - 1C1	7 - 1C4	59 - 1A10	127 - 1A18	64 - 1F3	75 - 1D2
10 - 9C2	44 - 1C1	8 - 1C4	60 - 1A10	128 - 1A7		78 - 1D2
11 - 9C1	45 - 1C2	9 - 1C4	62 - 1A16	129 - 1A7	AWV (WHITE)	81 - 1D2
12 - 9C2	46 - 1C2		63 - 1A16	130 - 1A18	AWNING WINDOW	82 - 1D5
13 - 9C2	50 - 1C3	AWO (WHITE)	64 - 1A16	131 - 1A22	VENT PARTS	83 - 1D5
14 - 9C2	51 - 1C3	AWNING WINDOW	65 - 1A17	132 - 1A18	1 - 1C2, 1D5	86 - 1D5
	55 - 1C3	OPERATORS	66 - 1A17	133 - 1A22	2 - 1D1	91 - 1D3
ATB (WHITE)	56 - 1C3	1 - 1A12	67 - 1A16	137 - 1A18	3 - 1D5	92 - 1D3
AWNING WINDOW	58 - 1C2	2 - 1A11	68 - 1A11	139 - 1A22	4 - 1D5	93 - 1D5
TORQUE BAR	59 - 1C3	3 - 1A16	69 - 1A16	140 - 1A10	5 - 1D5	96 - 1D5
ASSEMBLY	60 - 1C3	4 - 1A16	70 - 1A14	150 - 1A23	6 - 1D5	
1 - 1A8	61 - 1C3	5 - 1A12	71 - 1A17	157 - 1A16	7 - 1D3	
3 - 1A8	62 - 1C3	6 - 1A16	72 - 1A7		8 - 1D5	
11 - 1A8	64 - 1C3	7 - 1A11	73 - 1A7	AWT (WHITE)	9 - 1D1	
16 - 1A8	65 - 1C3	8 - 1A12	74 - 1A17	AWNING WINDOW	10 - 1D3	
20 - 1A8	69 - 1C3	9 - 1A12	75 - 1A14	TORQUE BAR ARMS	11 - 1D3	
23 - 1A8	70 - 1C3	10 - 1A11	75REP-1A14	1 - 1F2	12 - 1D5	
24 - 1A8		11 - 1A12	76 - 1A22	2 - 1F2	13 - 1D1	
26 - 1A8	AWB (WHITE)	12 - 1A15	77 - 1A14	3 - 1F2	14 - 1D3	
30 - 1A8	AWNING WINDOW	13 - 1A16	78 - 1A7	4 - 1F2	15 - 1D3	
34 - 1A8	TORQUE BAR	14 - 1A15	79 - 1A10	5 - 1F2	16 - 1D1	
35 - 1A8	BEARINGS	15 - 1A16	80 - 1A17	6 - 1F2	17 - 1D4	
37 - 1A8	1 - 1E1	16 - 1A12	81 - 1A17	7 - 1F2	20 - 1D2	
39 - 1A8	2 - 1E1	17 - 1A11	82 - 1A23	8 - 1F1	21 - 1D3	
45 - 1A8	3 - 1E1	18 - 1A16	83 - 1A10	10 - 1F1	22 - 1A8	
46 - 1A8	4 - 1E1	19 - 1A11	84 - 1A13	11 - 1F2	23 - 1D4	
49 - 1A8	5 - 1E1	20 - 1A16	85 - 1A10	12 - 1F2	24 - 1D4	
60 - 1A8	6 - 1E1	21 - 1A7	87 - 1A23	15 - 1F1	25 - 1D4	
62 - 1A8	7 - 1E1	22 - 1A13	88 - 1A18	16 - 1F1	26 - 1D4	
	8 - 1E1	23 - 1A16	89 - 1A22	17 - 1F2	27 - 1D4	
	9 - 1E1	24 - 1A13	90 - 1A22	18 - 1F1	28 - 1D3	
AVH (WHITE)	10 - 1E1	25 - 1A16	92 - 1A12	20 - 1F2	29 - 1D3	
AWNING WINDOW	12 - 1E1	27 - 1A19	93 - 1A13	21 - 1F2	30 - 1D5	
HINGES	13 - 1E1, 1E2	28 - 1A19	94W - 1A23	23 - 1F2	31 - 1D3	
3 - 1C1	14 - 1E1	29 - 1A19	95 - 1A10	24 - 1F1	32 - 1D4	
6 - 1C1	15 - 1E1	30 - 1A19	96 - 1A23	25 - 1F2	33 - 1D4	
8 - 1C1	16 - 1E1	31 - 1A19	97 - 1A12,	26 - 1F2	34 - 1D4	
9 - 1C3	17 - 1E1	32 - 1A7	1A13	27 - 1F3	35 - 1C4, 1D4	
10 - 1C1	18 - 1E1	33 - 1A12	98 - 1A22	29 - 1F2	36 - 1D3	
11 - 1C1	19 - 1E1	34 - 1A15	99 - 1A11	30 - 1F2	40 - 1D5	
12 - 1A19, 1C1	20 - 1E1	36 - 1A19	103 - 1A23	31 - 1F2	41 - 1D4	
13 - 1A19, 1C1	21 - 1E1	37 - 1A15	104 - 1A13	32 - 1F2	42 - 1D1	
14 - 1C1	22 - 1E1	38 - 1A17	105 - 1A13	33 - 1F2	43 - 1D4	
15 - 1C1	27 - 1E1	39 - 1A10	106 - 1A14	34 - 1F2	44 - 1D4	
17 - 1C1	28 - 1E1	40 - 1A15	107 - 1A18	36 - 1F1	45 - 1D2	
18 - 1C2	29 - 1E1, 1E2	41 - 1A10	108 - 1A16	37 - 1F2	48 - 1D1	
19 - 1C2	30 - 1E2	42 - 1A12	109 - 1A12	38 - 1F2	49 - 1D1	
20 - 1C3	31 - 1E1	43 - 1A11	110 - 1A7	39 - 1F2	51 - 1D1	
23 - 1C1	33 - 1E1	44 - 1A15	111 - 1A8	40 - 1F1	53 - 1D1	
24 - 1C2	34 - 1E1	45 - 1A11	112 - 1A13	41 - 1F1	54 - 1D1	
25 - 1C1	35 - 1E1	46 - 1A13	113 - 1A15	42 - 1F1	56 - 1D1	
26 - 1C1	36 - 1E1	48 - 1A15	114 - 1A23	43 - 1F1	58 - 1D3	
27 - 1C2	37 - 1E1	49 - 1A11	114M - 1A22	44 - 1F1	59 - 1D3	
31 - 1C2	39 - 1E2	50 - 1A14	115 - 1A22	45 - 1F1	63 - 1D1	
32 - 1C2	40 - 1E2	50S - 1A14	116 - 1A18	46 - 1F1	64 - 1D1	
33 - 1C1	41 - 1E2	51 - 1A17	117 - 1A13	47 - 1F1	65 - 1D2	
34 - 1C2	44 - 1E2	52 - 1A12	118 - 1A18	49 - 1F1	66 - 1D2	
35 - 1C1						

CDB (SALMON) CLOSET DOOR BY-PASS

4 - 7A5
5 - 7A3
6 - 7A3
7 - 7A3
8 - 7A1
9 - 7A1
10 - 7A1
12 - 7A2
13 - 7A2
16 - 7A1
17 - 7A3
18 - 7A1
19 - 7A1
20 - 7A1
21 - 7A1
22 - 7A1
23 - 7A2
24 - 7A2
25 - 7A2
26 - 7A2
27 - 7A2
28 - 7A2
29 - 7A1
30 - 7A2
33 - 7A2
34 - 7A3
36 - 7A1
38 - 7A2
39 - 7A1
40 - 7A4
41 - 7A1
42 - 7A4
43 - 7A4
44 - 7A2
45 - 7A2
46 - 7A2
47 - 7A2
48 - 7A2
49 - 7A3
50 - 7A4
51 - 7A4
52 - 7A4
53 - 7A2



REPLACEMENT HARDWARE Mfg., Inc.

500 West 84 Street, Hialeah, FL 33014

(305) 558-5051 • FAX 305-557-5239 • NATIONAL 800-780-5051

INDEX

PART - PAGE	PART - PAGE	PART - PAGE	PART - PAGE	PART - PAGE	PART - PAGE	PART - PAGE
CDB (SALMON) CLOSET DOOR BY-PASS 54 - 7A1 56 - 7A2 57 - 7A1, 7A5 58 - 7A1 59 - 7A2 60 - 7A1 61 - 7A5 62 - 7A3 63 - 7A2 64 - 7A2 65 - 7A2 66 - 7A2 67 - 7A2 68 - 7A2 71 - 7A1 73 - 7A3 74 - 7A3 75 - 7A3 77 - 7A3 78 - 7A3 81 - 7A3 88 - 7A4 97 - 7A3 98 - 7A3 99 - 7A3 100 - 7A3 101 - 7A3 102 - 7A3 104 - 7A4 105 - 7A4 106 - 7A4 107 - 7A4 110 - 7A1 111 - 7A3 112 - 7A4 113 - 7A4 118 - 7A2, 7A4 119 - 7A4 120 - 7A4 122 - 7A4, 7A5 123 - 7A3 125 - 7A4 126 - 7A4, 7A5 129 - 7A1, 7A3 130 - 7A1, 7A3 131 - 7A4 132 - 7A4 133 - 7A4 134 - 7A4 135 - 7A4 136 - 7A4 176 - 7A1 185 - 7A5 186 - 7A5 190 - 7A5 190CC - 7A5 301 - 7A1 401 - 7A1	CDF (SALMON) CLOSET DOOR BI-FOLD 5 - 7C3 6 - 7C2 7 - 7B7 9 - 7C2 10 - 7C3 15 - 7C2 16 - 7C2 17 - 7C2 18 - 7C4 19 - 7C3 20 - 7C2 21 - 7C2 22 - 7C2 23 - 7C2 25 - 7C2 26 - 7C2 27 - 7C2 28 - 7C2 29 - 7C2 30 - 7C3 31 - 7C2 35 - 7C2 36 - 7C3 37 - 7C3 38 - 7C3 39 - 7C3 41 - 7C2 42 - 7C3 43 - 7B7, 7C2 44 - 7B7, 7C2 51 - 7C3 53 - 7B7 65 - 7C4 66 - 7C4 67 - 7C4 69 - 7C4 72 - 7C2 73 - 7C2 74 - 7C2 75 - 7C3 76 - 7B7 77 - 7C3 78 - 7B7 80 - 7C3 81 - 7C3 83 - 7C3 84 - 7C3 86 - 7C3 88 - 7C3 89 - 7C3 90 - 7C3 91 - 7C3 94 - 7C3 96 - 7C3 97 - 7C3 98 - 7B7 99 - 7B7 100 - 7B7 102 - 7B7 103 - 7B7 104 - 7B7 105 - 7B7 106 - 7B7	CDF (SALMON) CLOSET DOOR BI-FOLD 107 - 7B7 108 - 7B7 109 - 7B7 110 - 7C4 111 - 7B7 112 - 7B7 113 - 7B7 114 - 7B7 115 - 7B7 116 - 7B7 117 - 7B7 118 - 7B7 119 - 7B7 120 - 7B7 122 - 7B6 129 - 7C4 130 - 7C4 131 - 7C4 133 - 7C4 303 - 7C2 304 - 7C2 450 - 7B6 496 - 7B6 516 - 9B6 517 - 9B6 518 - 7B1 519 - 9B6 604 - 7B2, 7B3 605 - 7B2, 7B3 607 - 7B2, 7B3 611 - 7B1 612 - 7B3 613 - 7B4 614 - 7B3 616 - 7B3 617 - 7B3 618 - 7B5 620 - 7B3 621 - 7B4 622 - 7B4 623 - 7B3 624 - 7B3 625 - 7B3 626 - 7B3 627 - 7B3 628 - 7B2, 7B3 629 - 7B2, 7B3 630 - 7B2, 7B3 631 - 7B5 632 - 7B4 633 - 7B2, 7B3 634 - 7B2, 7B3 635 - 7B4 636 - 7B4 637 - 7B4 638 - 7B4 639 - 7B4 640 - 7B4 641 - 7B5 643 - 7B3 645 - 7B5 646 - 7B3 648 - 7B5	CDF (SALMON) CLOSET DOOR BI-FOLD 649 - 7B4 650 - 7B4 651 - 7B5 652 - 7B5 653 - 7B5 654 - 7B4 655 - 7B5 656 - 7B4 657 - 7B4 660 - 7B4 670 - 7B4 671 - 7B4 672 - 7B5 673 - 7B5 674 - 7B5 675 - 7B5 676 - 7B5 677 - 7B5 678 - 7B5 679 - 7B5 680 - 7B5 682 - 7B1 700 - 7B6 702 - 7B2, 7B6 703 - 7B2, 7B6 704 - 7B2, 7B6 706 - 7B6 709 - 7B2, 7B6 711 - 7B6 712 - 7B6 714 - 7B2, 7B6 715 - 7B6 716 - 7B1 717 - 7B1 718 - 7B1, 7B2 800 - 7B6 803 - 7C2 804 - 7C2 805 - 7B2	CHM (PINK) CHEMICALS 20 - 9D1 40 - 9D1 50 - 9D1 57 - 9D1 61 - 9D1 CPDH (TAN) VARIETY PAK CAMS 501 - 5A11 CWH (IVORY) CASEMENT WINDOW HINGES 12 - 4A4 CWL (IVORY) CASEMENT WINDOW HANDLES 1 - 4B2 2 - 4B2 3 - 4B2 4 - 4B2 15 - 4B4 16 - 4B2 18 - 4B4 19 - 4B4 22 - 4B5 23 - 4B3 24 - 4B5 25 - 4B5 26 - 4B3 27 - 4B5 29 - 4B5 30 - 4B5 31 - 4B5 32 - 4B5 33 - 4B5 34 - 4B5 35 - 4B5 36 - 4B5 37 - 4B5 38 - 4B5 39 - 4B5 40 - 4B5 41 - 4B2 42 - 4B2 44 - 4B4 46 - 4B4 47 - 4B4 48 - 4B4 49 - 4B6 51 - 4B3 52 - 4B6 53 - 4B3 54 - 4B2 55 - 4B2 56 - 4B4 57 - 4B3 60 - 4B4 61 - 4B4 65 - 4B1 66 - 4B1 67 - 4B1	CWL (IVORY) CASEMENT WINDOW HANDLES 68 - 4B6 69 - 4B2 90 - 4B3 91 - 4B4 92 - 4B6 93 - 4B4 94 - 4B4 95 - 4B6 96 - 4B4 101 - 4B1 102 - 4B1 105 - 4B1 109 - 4B1 110 - 4B1 111 - 4B1 112 - 4B3 113 - 4B4 114 - 4B6 115 - 4B2 116 - 4B2 117 - 4B4 118 - 4B5 119 - 4C1 120 - 4B2 121 - 4B5 122 - 4B3 200 - 4B4 201 - 4B6 202 - 4B6 204 - 4B6 205 - 4B2 206 - 4B3 207 - 4B2 208 - 4B4 210 - 4C1 211 - 4C1 212 - 4B2 213 - 4B2 217 - 4C1 218 - 4B6 219 - 4B6 220 - 4B6 221 - 4B2 222 - 4B6 223 - 4B4 224 - 4B3 225 - 4B3 226 - 4B3 227 - 4B6 228 - 4B6 229 - 4B6 230 - 4B6 248 - 4B6 254 - 4B6 500 - 4B5 501 - 4B6	CWO (IVORY) CASEMENT WINDOW OPERATORS 3 - 4A3 4 - 4A3 5 - 4A1 7 - 4A1 8 - 4A2 9 - 4A2 10 - 4A1 11 - 4A1 12 - 4A1 13 - 4A2 14 - 4A1 15 - 4A1 16 - 4A1 17 - 4A2 18 - 4A2 19 - 4A3 22 - 4A3 24 - 4A3 26 - 4A3 27 - 4A3, 8A2 29 - 4A3 30 - 4A3 CWT (IVORY) CASEMENT WINDOW TRACK 1 - 4A4 2 - 4A2, 4A4 5 - 4A2, 4A4 6 - 4A4 7 - 4A4 8 - 4A4 DSG (PINK) DRAWER SLIDES & GUIDES 2 - 9G1 9 - 9G2 11 - 9G2 12 - 9G2 13 - 9G2 14 - 9G2 15 - 9G2 16 - 9G1 17 - 9G1 18 - 9G1 19 - 9G1 21 - 9G2 23 - 9G1 24 - 9G1 25 - 9G1 26 - 9G2 27 - 9G2 28 - 9G2 32 - 9G1 37 - 9G2 38 - 9G2 39 - 9G2 40 - 9G1 41 - 9G1 200 - 9G4 201 - 9G4
CDF (SALMON) CLOSET DOOR BI-FOLD 3 - 7C3			CHM (PINK) CHEMICALS 10 - 9D1		CWO (IVORY) CASEMENT WINDOW OPERATORS 1 - 4A1 2 - 4A1	



REPLACEMENT HARDWARE Mfg., Inc.

500 West 84 Street, Hialeah, FL 33014
(305) 558-5051 • FAX 305-557-5239 • NATIONAL 800-780-5051

INDEX

PART - PAGE	PART - PAGE	PART - PAGE	PART - PAGE	PART - PAGE	PART - PAGE	PART - PAGE
DSG (PINK) DRAWER SLIDES & GUIDES	FAS (PINK) FASTENERS	FAS (PINK) FASTENERS	FAS (PINK) FASTENERS	FAT (PINK) FASTENERS	HWB (BLUE) HUNG WINDOW BALANCES	HWL (BLUE) HUNG WINDOW LATCHES
202 - 9G4	89 - 9B6	852 - 6C1, 7E1	984 - 9B2	602 - 9B5	LO - 2B2	75 - 2C6
203 - 9G4	90 - 5C9, 9B1, 9B2	861 - 9B1	985 - 5C9, 9B2	603 - 9B5	M - 2A3	77 - 2C3
204 - 9G3	91 - 3A8, 5C9, 9B1, 9B7	870 - 9B5	986 - 9B8	604 - 9B5	MC - 2A3	78 - 2C3
205 - 9G3		871 - 9B7	987 - 9B2	605 - 9B5	MD - 2A3	79 - 2C2
301 - 9G3	91SS - 5C9	874 - 9B7	988 - 9B1, 9B3	606 - 9B5	ME - 2A3	80 - 2C2, 3A1
302 - 9G3	92 - 5C9, 9B1, 9B7	877 - 9B8	989 - 9B2	608 - 9B5	MJ - 2A3	81 - 2C2
400 - 9G4	95 - 5C9, 9B1, 9B2	901 - 2B3, 2B5, 9B2	990 - 9B2	610 - 9B5	MK - 2A3	82 - 2C2
600 - 9G2		902 - 1D4, 9B2	992 - 9B3	611 - 9B5	N - 2A2	83 - 2C3
601 - 9G2		904 - 9B2	993 - 1C1, 1C2	613 - 9B5	NC - 2A2	84 - 2C2
800 - 9G3	96 - 3A8, 5C9, 9B1, 9B7	906 - 1C2, 1C4, 1D4, 9B2	994 - 9B2	614 - 9B5	O - 2A8	87 - 2C4
	97 - 9B1, 9B3	907 - 1C4, 1D4, 9B2	995 - 2B5, 9B2	901 - 9B1, 9B2	PT - 2B16	88 - 2C5, 3A1
FAS (PINK) FASTENERS	98 - 9B6	913 - 9B2	996 - 2A4	902 - 9B2	R - 2A5	89 - 2C1, 2C5
1 - 9B8, 9C1	99 - 9B3	915 - 9B3	997 - 9B2	904 - 9B2	T - 2B2	92 - 2C1
2 - 9B8, 9C1	102 - 9B5	917 - 9B3	998 - 9B1, 9B2	905 - 9B2	TD - 2B16	94 - 2C4
3 - 9B8, 9C2	106 - 5A11	918 - 2B5	999 - 9B1, 9B2	906 - 9B2	U - 2B2	95 - 2C5
4 - 9B4, 9C1	107 - 5A11	924 - 9B2		907 - 9B2	V - 2A8	100 - 2C4
9 - 9B2	107L - 5A11	929 - 2A3, 9B2	FAT (PINK) FASTENERS	908 - 9B1, 9B2	W - 2B2	101 - 2C4
10 - 9B1, 9B3	107S - 5A11	930 - 2B2, 9B2	3 - 9B7	909 - 9B2	WM - 2B19	104 - 2C5
11 - 1A19, 9B1, 9B3	116 - 9B8	931 - 1G3	6 - 9B5	911 - 9B2		107 - 2C4
12 - 9B1, 9B6	143 - 9B8	932 - 9B2	7 - 9B1, 9B3	912 - 9B1, 9B2	HWL (BLUE) HUNG WINDOW LATCHES	108 - 2C5
13 - 9B1, 9B6	150 - 2A8	933 - 1D5, 9B2	9 - 9B1, 9B6	913 - 9B3	1 - 2C2	109L - 2C4, 3A1
14 - 9B1, 9B3	157 - 2A8	934 - 1C1, 9B2	10 - 9B6	914 - 9B1, 9B3	2 - 2C2	109S - 2C4
15 - 9B1, 9B3	174 - 9B8	936 - 9B3	11 - 9B1, 9B6	915 - 9B3	3 - 2C2	110 - 2C5
20 - 5C9, 9B7	176 - 9B8	937 - 9B3	15 - 3A8	916 - 9B2	4 - 2C2	111 - 2C4
22 - 1A19, 9B3	190 - 9B8	940 - 9B5	16 - 9B5	917 - 9B3	5 - 2C2	112 - 2C5
25 - 9B1, 9B3	195 - 9B8	941 - 9B2	18 - 9B6	918 - 2B5, 9B2	6 - 2C4	113 - 2C4
26 - 9B1, 9B3	239 - 9B8	942 - 9B2	20 - 9B6	919 - 9B2	8 - 2C3	114 - 2C4
27 - 5A11, 9B1, 9B7	242 - 9B5	944 - 9B2	21 - 5C9, 9B7	920 - 9B3	13 - 2C3	117 - 2C5
28 - 9B1, 9B6	244 - 9B8	947 - 9B2	22 - 5C9, 9B7	922 - 9B3	14 - 2C2, 3A1	118 - 2C4
29 - 9B6	245 - 9B5	948 - 9B2	23 - 5C9, 9B7	925 - 9B2	15 - 2C2	119 - 2C5
30 - 9B3	246 - 9B8	949 - 9B2	24 - 5C9, 9B7	926 - 9B1, 9B2	18 - 2C2	121 - 2C4
31 - 9B3	263 - 1A6	950 - 9B2	25 - 5C9, 9B7		20 - 2C3	122 - 2C4
39 - 9B3	301 - 9B5	952 - 9B2	35 - 9B8	HWB (BLUE) HUNG WINDOW BALANCES	21 - 2C6	123 - 2C4
42 - 9B3	302 - 9B5	953 - 9B2	36 - 3A8	A - 2A4	23 - 2C4	142 - 2C1
45 - 1A8	302SS - 9B5	954 - 9B2	37 - 3A8	AB - 2B3	25 - 2C2	146 - 2C1
49 - 9B8	309 - 9B5	955 - 9B2	38 - 3A8	AF - 2B3	27 - 2C3	150 - 2C1
50 - 9B1, 9B3	450 - 9B5	956 - 9B7	39 - 3A8	AS - 2B3	30 - 2C6	151 - 2C1
51 - 9B3	523 - 4B5	957 - 9B1, 9B3	43 - 9B1, 9B3	B - 2A2	31 - 2C2	
52 - 9B1	602 - 6D3	958 - 9B1, 9B3	44 - 3A8, 5C9, 9B7	BC - 2A2	43 - 2C4	HWP (BLUE) HUNG WINDOW PARTS
53 - 6D5	611 - 9B8	959 - 9B2	45 - 9B6	C - 2B2	44 - 2C3	1 - 2A6
58 - 9B3	622 - 9B8	960 - 9B2	48 - 9B7	CAT - 2B1	45 - 2C2	2 - 2A6
59 - 9B3	624 - 9B8	961 - 9B1, 9B3	103 - 9B5	CB - 2A4	46 - 2C3	6 - 2A6
61 - 9B4	655 - 9B5	962 - 9B3	115 - 9B8	CC - 2A4	52 - 2C1	7 - 2A6
62 - 9B1, 9B7	659 - 9B7	963 - 9B3	116 - 9B8	CFT - 2B1	54 - 2C3	8 - 2A6
65 - 9B7	701 - 9B7	964 - 9B2	128 - 6D3	CJS - 2B1	56 - 2C3	9 - 2A11, 2A13
67 - 9B7	702 - 9B7	966 - 9B2, 9B3	151 - 9B1	D - 2B3	57 - 2C3	10 - 2A6, 2A7
68 - 9B1	703 - 9B7	967 - 9B1, 9B3	162 - 9B5	DD - 2A16	58 - 2C2	14 - 2A4
69 - 5C9, 9B1, 9B2	704 - 9B7	968 - 9B1, 9B3	163 - 9B7	E - 2B3	59 - 2C3	15 - 2A2, 2A3, 2A8
73 - 9B6	705 - 9B7	969 - 9B2	165 - 9B5	EE - 2A15	60 - 2C2	16 - 2A4, 2A11
74 - 3A8	706 - 9B7	971 - 9B2	168 - 5A11	ET - 2A15	61 - 2C2	18 - 2A6
76 - 9B3	707 - 9B7	972 - 9B2	171 - 5A11	F - 2A5	62 - 2C6	19 - 2A12
77 - 9B3	708 - 9B7	973 - 9B1, 9B3	180 - 5A11, 9B1	FF - 2A15	63 - 2C6	20 - 2A6
82 - 9B3	709 - 9B7	974 - 9B2	181 - 5A3, 5A11	FG - 2A15	64 - 2C6	21 - 2B7
83 - 9B8	750 - 9B4	975 - 9B2	182 - 5A11	FT - 2A15	65 - 2C6	22 - 2A11
84 - 9B2	750NC - 9B4	976 - 9B3	301 - 9B8	G - 2B2	66 - 2C6	23 - 2B7
85 - 9B3	751 - 9B4	977 - 9B3	302 - 9B8	H - 2B3	67 - 2C6	24 - 2A6
86 - 5C9, 9B2	752 - 9B4	978 - 9B3	304 - 9B8	I - 2B3	68 - 2C3	25 - 2A6, 2A7
87 - 5C9, 9B2	802 - 6D3	979 - 9B2	305 - 9B8	J - 2B16	71 - 2C3	27 - 2A6
88 - 5C9, 9B2	803 - 1D5	980 - 9B2	306 - 9B8	K - 2A5	72 - 2C2	
	809 - 9B5	981 - 9B3	307 - 9B8	KS - 2A5	73 - 2C2	
	836 - 6C5	982 - 9B3	403 - 9B5	L - 2A4	74 - 2C6	
			601 - 9B5			



REPLACEMENT HARDWARE Mfg., Inc.

500 West 84 Street, Hialeah, FL 33014

(305) 558-5051 • FAX 305-557-5239 • NATIONAL 800-780-5051

INDEX

PART - PAGE	PART - PAGE	PART - PAGE	PART - PAGE	PART - PAGE	PART - PAGE	PART - PAGE
HWP (BLUE) HUNG WINDOW PARTS	HWP (BLUE) HUNG WINDOW PARTS	HWP (BLUE) HUNG WINDOW PARTS	HWP (BLUE) HUNG WINDOW PARTS	HWP (BLUE) HUNG WINDOW PARTS	HWP (BLUE) HUNG WINDOW PARTS	HWP (BLUE) HUNG WINDOW PARTS
28 - 2B8	99 - 2A12	184M - 2B2	266 - 2A4, 2A10	347 - 2B11	435 - 2A8	508 - 2B4
29 - 2A11	100 - 2A11	185 - 2B2	267 - 2A13	348 - 2B12	436 - 2B15	509 - 2B4
30 - 2B7	101 - 2A12	186 - 2B11	271 - 2B2	349 - 2A7	437 - 2B11	510 - 2B4
31 - 2B7	102 - 2A5, 2A6	187 - 2B10	272 - 2A7	350 - 2A2, 2A7	439 - 2B11	511 - 2A6
32 - 2A6	103 - 2A2, 2A7	188 - 2B10	274 - 2A14	351 - 2B15	440 - 2A11	512 - 2B4
33 - 2A12	104 - 2B7	190 - 2B10	276 - 2B2	358 - 2A9	442 - 2A4, 2A7	513 - 2B4
34 - 2A12	105 - 2B7	191 - 2B10	277 - 2B2	360 - 2A9	443 - 2A8	514 - 2B4
35 - 2A12	106 - 2B7	193 - 2A2	279 - 2A7	361 - 2A9	444 - 2A13	515 - 2B2
36 - 2A12	107 - 2B7	194 - 2A2, 2A15	280 - 2A13	362 - 2A9	445 - 2A12	516 - 2B4
37 - 2B7	108 - 2B7	195 - 2B17	282 - 2B11	363 - 2A11	446 - 2B1	517 - 2A6
38 - 2B7	109 - 2A6	196 - 2B18	283 - 2A10	366 - 2B11	447 - 2B1	518 - 2B5
39 - 2B7	110 - 2A6	197 - 2B17	286 - 2A8, 2C1	367 - 2A7	448 - 2A13	520 - 2B5
40 - 2B7	111 - 2A6	198 - 2B17	287 - 2B12	368 - 2C1	449 - 2B11, 2B12	523 - 2B5
43 - 2A12	112 - 2A10	199 - 2B18	288 - 2B12	369 - 2A10	450 - 2B11, 2B12	524 - 2B5
44 - 2A12	114 - 2A6	200 - 2B18	289 - 2B12	370 - 2A10	451 - 2B7	525 - 2B5
45 - 2A6	115 - 2A12	201 - 2B16	294 - 2B12	371 - 2B6	452 - 2B6	526 - 2B5
47 - 2A13, 2B11	116 - 2A11	203 - 2B11	296 - 2A13	372 - 2B6	453 - 2B6	527 - 2B5
48 - 2B10	117 - 2A11	204 - 2B11	298 - 2A9	375 - 2B2	454 - 2A16	528 - 2A16
49 - 2A6	119 - 2B8	205 - 2A11	299 - 2A9	376 - 2B15	455 - 2B12	529 - 2B5
50 - 2A6	120 - 2B2	206 - 2B2	300 - 2A9	377 - 2A7	456 - 2B12	532 - 2B5
51 - 2B3, 2B10, 2B16	121 - 2B2	207 - 2B2	301 - 2A9	378 - 2B15	457 - 2B11	533 - 2B5
52 - 2B7	122 - 2B10	208 - 2B11	302 - 2A9	379 - 2B15	458 - 2B2, 2B14	534 - 2B5
54 - 2A12	125 - 2A11	209 - 2B13	303 - 2A9	380 - 2B15	459 - 2B15	546 - 2B3
55 - 2A12	126 - 2A5, 2A11	210 - 2B18	304 - 2A9	381 - 2B15	466 - 2B9	547 - 2B3
56 - 2B6	130 - 2B10	211 - 2B17	305 - 2A9	382 - 2A6, 2A7	467 - 2B9	560 - 2B4
57 - 2B6	135 - 2A7	212 - 2B16	306 - 2A8	383 - 2A15	468 - 2A7	561 - 2B3
58 - 2B7	136 - 2B10	214 - 2B13	308 - 2B6	384 - 2B12	469 - 2B14	562 - 2B5
59 - 2A6	137 - 2A12	215 - 2A10	309 - 2A10	387 - 2B11	470 - 2A12	700 - 2C1
60 - 2A11	140 - 2B7	216 - 2A10	310 - 2B11	390 - 2A7	473 - 2B18	701 - 2B8
62 - 2A6	141 - 2B13	217 - 2B10, 2B11	311 - 2B15	392 - 2A4, 2A7	474 - 2B18	702 - 2B8
63 - 2B8	142 - 2B13	220 - 2A12	312 - 2A7	393 - 2A7	475L - 2B18	703 - 2A10
64 - 2A12	143 - 2B13	221 - 2A8, 2C1	313 - 2A4, 2A7	394 - 2A6, 2A7	475R - 2B18	704 - 2B14
65 - 2A12	144 - 2B7	223 - 2A6, 2A7	314 - 2B2, 2B12	396 - 2A7	476 - 2A14	705 - 2B8
66 - 2A12	145 - 2B17	224 - 2B10	315 - 2A10	397 - 2A7	477 - 2B14	706 - 2B11, 2B13
68 - 2A12	146 - 2B17	225 - 2B10	316 - 2B12	401 - 2A7	478 - 2B14	708 - 2B17
69 - 2A12	147 - 2B13	226 - 2B13	317 - 2B6	403 - 2B12	479 - 2B14	709 - 2B8
71 - 2A12	150 - 2B17	230 - 2A16	318 - 2B6	404 - 2B17	480 - 2A12	711 - 2A12
74 - 2A11	151 - 2B17	231 - 2A16	319 - 2A8	405 - 2B11	481 - 2B14	712 - 2B18
75 - 2A5, 2A6	156 - 2B10	232 - 2B2	321 - 2A10	406 - 2B6	482 - 2B9	713 - 2A11
76 - 2A6	159 - 2B10	233 - 2B6	322 - 2B6	408 - 2B11	483 - 2B9	714 - 2A12
77 - 2A3, 2A6	161 - 2B15	234 - 2A13	323 - 2A13	409 - 2B17	484 - 2B9	718 - 2B14
78 - 2A6, 2B2	162 - 2B10	235 - 2B6	324 - 2B6	410 - 2A10	485 - 2B9	719 - 2B8
79 - 2A11	163 - 2B10	236 - 2B6	325 - 2B12	412 - 2A8	486 - 2B9	720 - 2A8, 2C1
80 - 2A11	165 - 2A11	237 - 2B8	326 - 2B12	413 - 2B12	487 - 2B9	724 - 2B17
81 - 2A11	166 - 2A11	241 - 2B6	327 - 2A3, 2A10	414 - 2B6	488 - 2B14, 2B2	725 - 2A7
82 - 2A11	167 - 2A11	242 - 2B9	328 - 2B2	415 - 2A7	489 - 2B9	726 - 2A8
83 - 2A11	168 - 2A6, 2A7	247 - 2B17	330 - 2A10	416 - 2B12	490 - 2B9	727 - 2B9
85 - 2A11	169 - 2A6	248 - 2B18	331 - 2A10	417 - 2B18	491 - 2B14	728 - 2A10
86 - 2A11	170 - 2B7	249 - 2B17	332 - 2A7	418 - 2B18	492 - 2B14	729 - 2B9
87 - 2A11	171 - 2B10	250 - 2B16	333 - 2A10	419 - 2B12	493 - 2B14	731 - 2A14
88 - 2A11	172 - 2B10	251 - 2B18	334 - 2A8	420 - 2A13	494 - 2B13	733 - 2B2
89 - 2A3, 2A11	173 - 2B10	252 - 2B17	336 - 2A13	421 - 2B14	495 - 2A11	734 - 2B13
90 - 2A11	174 - 2B10	253 - 2B18	337 - 2A7	422 - 2A9	496 - 2B15	736 - 2B14
91 - 2A12, 2A13, 2B11	175 - 2B10	254L - 2B17	338 - 2A10	423 - 2B18	497 - 2B15	737 - 2B14
92 - 2B7	176 - 2B8	254R - 2B17	339 - 2A4, 2A8, 2A10	424 - 2A10	498 - 2A14	738 - 2B13
93 - 2B2, 2B3, 2B10	177 - 2B8	255 - 2B18	340 - 2A13	426 - 2B18	499 - 2A11	739 - 2B14
95 - 2B13	178 - 2B7	256 - 2A5, 2A7	341 - 2A13	427 - 2B18	501 - 2B4	740 - 2A11
96 - 2B6	179 - 2B7	257 - 2A13	342 - 2A13	428 - 2B18	502 - 2B2	741 - 2A14
97 - 2B6, 2B7	180 - 2B8	258 - 2A16	343 - 2A13	429 - 2B2, 2B12	503 - 2B4	742 - 2A14
98 - 2B7	181 - 2B7	261 - 2A3, 2A10	344 - 2A8	430 - 2B18	504 - 2B4	743 - 2A14
	182 - 2B13	263 - 2B6	345 - 2A8	431 - 2B18	505 - 2B4	745 - 2A7
	183 - 2B2	264 - 2B12	346 - 2A8	432 - 2B17	506 - 2B4	746 - 2A10
	184 - 2B2	265 - 2A12		434 - 2B16	507 - 2B4	747 - 2A10



REPLACEMENT HARDWARE Mfg., Inc.

500 West 84 Street, Hialeah, FL 33014
(305) 558-5051 • FAX 305-557-5239 • NATIONAL 800-780-5051

PAGE 7
REV. 9/98

INDEX

PART - PAGE	PART - PAGE	PART - PAGE	PART - PAGE	PART - PAGE	PART - PAGE	PART - PAGE
HWP (BLUE) HUNG WINDOW PARTS	JOL (WHITE) JALOUSIE OPERATOR LINKS	JWO (WHITE) JALOUSIE WINDOW OPERATORS	MHH (GREEN) MOBILE HOME HINGES	MOH (GREEN) MOBILE HOME OPERATOR HANDLES	PDG (TAN) PATIOR DOOR GUIDES	PDH (TAN) PATIO DOOR LOCKS & HANDLES
749 - 2A12	15 - 1G4	2 - 1A1	1 - 8C1	55 - 5B3	47 - 5A2	
750 - 2C1	17 - 1G4	3 - 1A1	2 - 8C1	56 - 5B3	48 - 5A2	
789 - 2C1		4 - 1A1	3 - 8C1	57 - 5B2	49 - 5A2	
790 - 2B10	JWC (WHITE)	5 - 1A2	6 - 8C1	58 - 5B2	50 - 5A10	
791 - 2A9	JALOUSIE CLIPS	6 - 1A2		59 - 5B3	51 - 5A9	
792 - 2B13	& WEDGES	7 - 1A2	MHO (GREEN)	61 - 5B3	52 - 5A8	
793 - 2B13	1 - 1G1	8 - 1A3	MOBILE HOME	62 - 5B2	54 - 5A9	
794 - 2B10	2 - 1G3	9 - 1A2	OPERATORS	63 - 5B3	55 - 5A2	
795 - 2B10	4 - 1G3	10 - 1A2	2 - 8A2	64 - 5B2	56 - 5A2	
798 - 2B13	6 - 1G1	11 - 1A2	3 - 8A2	65 - 5B3	57 - 5A4	
799 - 2B10	11 - 1G3	12 - 1A2	4 - 8A2	66 - 5B3	58 - 5A9	
800 - 2C1	12 - 1G3	13 - 1A2	19 - 8A2	67 - 5B3	59 - 5A4	
801 - 2B10	13 - 1G1	14 - 1A1	21 - 8A2	69 - 5B3	60 - 5A6	
802 - 2A8	14 - 1G1	15 - 1A3	22 - 8A2	71 - 5B2	61 - 5A1	
803 - 2C1	15 - 1G1	16 - 1A3	24 - 8A2	72 - 5B1	62 - 5A11	
809 - 2B10	17 - 1G1	17 - 1A4	28 - 8A2	74 - 5B1	63 - 5A11	
810 - 2B17	18 - 1G1	21 - 1A2	29 - 8A2	75 - 5B1	64 - 5A11	
815 - 2A14	19 - 1G1	22 - 1A1	30 - 8A1	76 - 5B1	65 - 5A11	
816 - 2A14	21 - 1G1	23 - 1A3	40 - 8A1	77 - 5B1	66 - 5A11	
817 - 2A14	22 - 1G1	26 - 1A2	45 - 8A1	78 - 5B1	67 - 5A2	
818 - 2A14	23 - 1G1	28 - 1A4	50 - 8A1	79 - 5B1	68 - 5A2	
821 - 2C1	24 - 1G1	34 - 1A1	51 - 8A1	80 - 5B1	69 - 5E2	
824 - 2A9	25 - 1G1	35 - 1A3	61 - 8A1	81 - 5B1	70 - 5A10	
829 - 2C1	27 - 1G3	36 - 1A4	62 - 8A1	82 - 5B1	71 - 5A10	
831 - 2C1	28 - 1G1	37 - 1A1	65 - 8A1	83 - 5B1	72 - 5A10	
832 - 2A10	30 - 1G3	39 - 1A4	66 - 8A1	84 - 5B1	73 - 5A4	
833 - 2B17, 2B19	31 - 1G3	42 - 1A3	67 - 8A1	85 - 5B1	74 - 5A9	
835 - 2A10	32 - 1G1	46 - 1A3	68 - 8A1	86 - 5B1	77 - 5E4	
840 - 2B18	33 - 1G3	47 - 1A4	70 - 8A1	21 - 5E3	80 - 5A11	
842 - 2B17	36 - 1G3	48 - 1A4	94 - 8A2	22 - 5E3	81 - 5A3	
848 - 2A8	37 - 1G1	55 - 1A3	99 - 8A2	30 - 5E3	82 - 5A2	
849 - 2B17, 2B19	40 - 1G3	58 - 1A5		32 - 5E3	84 - 5A5	
863 - 2B6	41 - 1G3	59 - 1A5	MHT (GREEN)		85 - 5A4	
864 - 2A14	45 - 1G3	60 - 1A5	MOBILE HOME	PDG (TAN)	87 - 5A4	
865 - 2A10	46 - 1G2	62 - 1A5	TORQUE BAR	PATIO DOOR	88 - 5A3	
869 - 2B17	47 - 1G3	64 - 1A1, 1A5	BEARINGS	GUIDES	90 - 5E4	
870 - 2A7	48 - 1G3	72 - 1A1	1 - 8C1	3 - 5B2	91 - 5A3	
871 - 2A7, 2A15	52 - 1G2	500 - 1A6	2 - 8C1	4 - 5B2	93 - 5A7	
872 - 2A7, 2A15	53 - 1G2	501 - 1A3, 1A6	3 - 8C1	8 - 5B2	94 - 5A3	
873 - 2A14	55 - 1G2	502 - 1A3, 1A6	4 - 8C1	10 - 5B2	95 - 5A10	
874 - 2A14	56 - 1G3	503 - 1A6	7 - 4C1	11 - 5B2	98 - 5A3	
876L - 2B17	57 - 1G2	504 - 1A6	9 - 8C1	12 - 5B2	99 - 5A10	
877R - 2B17	58 - 1G2	506 - 1A3	11 - 8C1	13 - 5B2	101 - 5A10	
881 - 2A14	61 - 1G2		13 - 8C1	20 - 5B2	102 - 5A4	
882 - 2B18	65 - 1G2	MDH (PINK)	18 - 8C1	21 - 5B2	103 - 5A4	
883 - 2B15	67 - 1G2	SECURITY	19 - 8C1	23 - 5B2	106 - 5A3	
	68 - 1G2	DOOR	100 - 8C1	24 - 5B3	109 - 5A7, 5A8	
	69 - 1G2	ACCESSORIES	101 - 8C1	25 - 5B3	110 - 5A3	
JOL (WHITE)	70 - 1G2		102 - 8C1	26 - 5B3	113 - 5A3	
JALOUSIE	71 - 1G2		201 - 8C1	27 - 5B3	118 - 5A4	
OPERATOR LINKS	72 - 1G2			29 - 5B2	119 - 5A7	
1 - 1G4	73 - 1G2		MOE (GREEN)	30 - 5B3	120 - 5A4	
2 - 1G4	74 - 1G2		MOBILE HOME	31 - 5B3	122 - 5A7	
3 - 1G4	75 - 1G2		OPERATOR	32 - 5B2	124 - 5A3	
4 - 1G4	76 - 1G2		EXTENSIONS	38 - 5B1	128 - 5A7	
5 - 1G4	77 - 1G1		2 - 8B1	39 - 5B2	133 - 5A4	
6 - 1G4	98 - 1G1		4 - 8B1	41 - 5B3	134 - 5A4	
7 - 1G4				43 - 5B3	135 - 5A10	
8 - 1G4			MOH (GREEN)	48 - 5B3	136 - 5A5	
9 - 1G4	JWO (WHITE)		MOBILE HOME	50 - 5B2	137 - 5A3	
10 - 1G4	JALOUSIE		OPERATOR	51 - 5B3	138 - 5A3	
11 - 1G4	WINDOW		HANDLES	53 - 5B3	139 - 5A7	
12 - 1G4	OPERATORS			54 - 5B2	140 - 5A4	
13 - 1G4	1 - 1A1		1 - 8B1			



REPLACEMENT HARDWARE Mfg., Inc.

500 West 84 Street, Hialeah, FL 33014

(305) 558-5051 • FAX 305-557-5239 • NATIONAL 800-780-5051

INDEX

PART - PAGE	PART - PAGE	PART - PAGE	PART - PAGE	PART - PAGE	PART - PAGE	PART - PAGE
PDH (TAN) PATIO DOOR LOCKS & HANDLES	PDR (TAN) PATIO DOOR ROLLERS	PDR (TAN) PATIO DOOR ROLLERS	PDR (TAN) PATIO DOOR ROLLERS	PSL (YELLOW) PATIO SCREEN DOOR HANDLES & LATCHES	PSR (YELLOW) PATIO SCREEN DOOR ROLLERS	PSR (YELLOW) PATIO SCREEN DOOR ROLLERS
141 - 5A7	1 - 5C1	107 - 5C3	509 - 5C9	14 - 6B1	29 - 6C2	170 - 6C1
142 - 5A4	2 - 5C1	109 - 5C7	520 - 5C9	18 - 6B1	30 - 6C4	171 - 6C1
143 - 5A4	4 - 5C1	110 - 5C7	524 - 5C9	22 - 6B2	31 - 6C3	174 - 6C1
144 - 5A3	6 - 5C1	111 - 5C3	526 - 5C9	27 - 6B2	34 - 6C4	175 - 6C1
145 - 5A9	8 - 5C1	112 - 5C2	528 - 5C9	34 - 6B2	35 - 6C3	178 - 6C5
146 - 5A9	10 - 5C1	115 - 5C7	529 - 5C9	39 - 6B1	36 - 6C2	179 - 6C5
147 - 5A6	12 - 5C1	116 - 5C3	530 - 5C9	40 - 6B2	37 - 6C4	200 - 6C5
148 - 5A6	13 - 5C3	117 - 5C4		41 - 6B2	38 - 6C4	201 - 6C3
151 - 5A9	15 - 5C1	118 - 5C4	PDS (PINK)	43 - 6B2	40 - 6C2	202 - 6C4
153 - 5A9	16 - 5C1	119 - 5C1	PATIO DOOR	46 - 6B2	45 - 6C2	300 - 6C5
157 - 5A9	17 - 5C6	120 - 5C3	SECURITY	48 - 6B2	51 - 6C3	
159 - 5A6	21 - 5C1	121 - 5C7	1 - 9A1	49 - 6B2	52 - 6C2	PWO (IVORY)
165 - 5E4	23 - 5C1	122 - 5C3	2 - 9A1	50 - 6B1	53 - 6C2	PROJECTED
166 - 5A6	24 - 5C1	123 - 5C8	9 - 3A1, 9A1	51 - 6B1	54 - 6C5	WINDOW
172 - 5A11	25 - 5C1	124 - 5C3	11 - 9A4	52 - 6B2	55 - 6C3	OPERATORS
174 - 5A6	27 - 5C1	128 - 5C7	12 - 9A4	57 - 6B1	61 - 6C2	1 - 4D2
175 - 5A6	28 - 5C1	128SS-5C7	13 - 9A4	58 - 6B1	62 - 5C7, 6C4	3 - 4D2
177 - 5A6	29 - 5C1	129 - 5C4	14 - 9A4	59 - 6B1	63 - 6C2	4 - 4D2
178 - 5A9	31 - 5C1	130 - 5C4	15 - 9A4	61 - 6B2	64 - 6C5	5 - 4D2
182 - 5A6	32 - 5C3	131 - 5C8	16 - 9A4	62 - 6B2	65 - 6C5	6 - 4D2
183 - 5A9	33 - 5C2	132 - 5C4	17 - 9A4	63 - 6B1	66 - 6C3	7 - 4D2
184 - 5A9	35 - 5C2	137 - 5C4	22 - 3A1, 9A3	64 - 6B2	67 - 6C3	8 - 4D2
185 - 5A6	36 - 5C2	138 - 5C3	24 - 9A1	66 - 6B1	68 - 6C5	9 - 4D2
186 - 5A5	40 - 5C3	139 - 5C4	25 - 9A1	201 - 6B3	69 - 6C5	10 - 4D2
187 - 5A5	40N - 5C3	140 - 5C7	26 - 9A1	202 - 6B3	72 - 6C2	11 - 4D2
188 - 5A9	40SS - 5C3	141 - 5C7	29 - 9A1	203 - 6B3	73 - 6C2	
189 - 5A5	41 - 5C2	142 - 5C8	30 - 9A1	204 - 6B3	75 - 6C3	PWP (IVORY)
190 - 5A6	49 - 5C2	143 - 5C8	31 - 9A3	205BL - 6B1	76 - 6C2	PIVOT WINDOW
191 - 5E4	53 - 5C8	144 - 5C8	37 - 9A1	205N - 6B1	77 - 6C3	HINGES & LATCHES
192 - 5A5	58 - 5C2	149 - 5C7	38 - 9A2	206 - 6B3	78 - 6C3	3 - 4D4
193 - 5A5	60 - 5C2	150 - 5C7	40 - 9A3	208 - 6B3	79 - 6C3	4 - 4D4
197 - 5E4	63 - 5C3	152 - 5C8	42 - 9A3	209 - 6B3	80 - 6C3	5 - 4D4
C501 - 5A9	64 - 5C7	153 - 5C4	44 - 9A2	210 - 6B3	81 - 6C3	6 - 4D4
1400 - 5A1	65 - 5C7	154 - 5C4	45 - 9A2	211 - 6B3	82 - 6C5	7 - 4D4
	65N - 5C7	155 - 5C4	46 - 9A2	213 - 6B3	83 - 6C3	8 - 4D4
PDK (TAN)	66 - 5C2	158 - 5C3	47 - 9A2	214 - 6B3	84 - 6C2	9 - 4D4
PATIO	67 - 5C2	159 - 5C4	49 - 9A2	215 - 6B3	85 - 6C5	10 - 4D4
DOOR	68 - 5C2	160SS-5C4	50 - 9A2	216 - 6B3	87 - 6C3	
KEEPERS	69 - 5C2	161 - 5C5	51 - 9A2	217 - 6B3	88 - 6C3	PWS (IVORY)
1 - 5E1	70 - 5C7	163 - 5C8	52 - 9A1		89 - 6C2	PROJECTED
2 - 5E2	71 - 5C7	164 - 5C5	53 - 9A1	PSR (YELLOW)	91 - 6C4	WINDOW
3 - 5E1	72 - 5C2	165 - 5C5	54 - 9A2	PATIO SCREEN	92 - 6C2	FRICTION SHOES
4 - 5E1	73 - 5C7	167 - 5C5	55 - 9A3	DOOR ROLLERS	94 - 6C3	1 - 4D3
5 - 5E1	75 - 5C2	169 - 5C6	101 - 9A3	1 - 6C2	96 - 6C5	5 - 4D3
6 - 5E1	76 - 5C2	170 - 5C5	102 - 9A3	2 - 6C3	97 - 6C4	14 - 4D3
7 - 5E2	77 - 5C3	171 - 5C5	103 - 9A3	5 - 6C3	98 - 6C2	15 - 4D3
8 - 5E1	78 - 5C2	172 - 5C5	120 - 9A3	6 - 6C3	99 - 6C5	16 - 4D3
9 - 5E2	79 - 5C7	173 - 5C5		7 - 6C2	104 - 6C1	18 - 4D3
10 - 5E2	80 - 5C3	174 - 5C6	PDT (TAN)	8 - 6C2	109 - 6C1	
12 - 5E2	81 - 5C3	176 - 5C9	PATIO DOOR	9 - 6C2	110 - 6C1	SDH
13 - 5E2	82 - 5C7	177 - 5C5	TRACK	11 - 6C2	121 - 6C1	(IVORY, YELLOW)
15 - 5E2	89 - 5C4	178 - 5C6	1 - 5D1	14 - 6C2	123 - 6C1	SLIDING DOOR
16 - 5E1	89N - 5C4	180 - 5C6	2 - 5D1	15 - 6C3	124 - 6C1	HINGES
18 - 5E2	90 - 5C3	181 - 5C6		16 - 6C2	125 - 6C1	1 - 6A1
20 - 5E2	95 - 5C1	182 - 5C6	PSL (YELLOW)	18 - 6C2	126 - 6C1	4 - 6A2
21 - 5E1	96 - 5C2	184 - 5C6	PATIO SCREEN	19 - 6C2	153 - 6C3	5 - 6A2
22 - 5E2	98 - 5C2	188 - 5C8	DOOR HANDLES	20 - 6C3	155 - 6C1	6 - 6A2
24 - 5E1	100 - 5C7	188KIT - 5C8	& LATCHES	21 - 6C3	156 - 6C1	9 - 6A2
25 - 5E2	100N - 5C7	501 - 5C9	1 - 6B1	22 - 6C2	157 - 6C1	10 - 6A1
26 - 5E1	101 - 5C2	502 - 5C9	2 - 6B2	26 - 6C3	163 - 6C1	12 - 6A2
29 - 5E1	103 - 5C1	503 - 5C9	4 - 6B2	27 - 6C4	167 - 6C1	13 - 6A1
30 - 5E2	105 - 5C4	504 - 5C9	9 - 6B1	28 - 6C2	168 - 6C1	14 - 6A1
31 - 5E1	106 - 5C2	506 - 5C9	11 - 6B2		169 - 6C1	15 - 6A1



REPLACEMENT HARDWARE Mfg. Inc.

500 West 84 Street, Hialeah, FL 33014
(305) 558-5051 • FAX 305-557-5239 • NATIONAL 800-780-5051

INDEX

PART - PAGE	PART - PAGE	PART - PAGE	PART - PAGE	PART - PAGE	PART - PAGE	PART - PAGE
SDH (IVORY, YELLOW) SLIDING DOOR HINGES 21 - 6A2 24 - 6A1 28 - 6A2 30 - 6A1 31 - 6A2 32 - 6A2 36 - 4A4, 6A2 37 - 4A4, 6A2 42 - 6A1 44 - 6A1 46 - 6A1 49 - 6A2 55 - 6A1 63 - 6A2 65 - 6A1 66 - 6A2 67 - 6A2	SWP (GOLD) SLIDING WINDOW GUIDES 35 - 3C1 36 - 3C1 37 - 3C1 38 - 3C1 39 - 3A1, 3C1 40 - 3C1 41 - 3C1 42 - 3C1 SWR (GOLD) SLIDING WINDOW ROLLERS 7 - 3A7 8 - 3A3 9 - 3A5 10 - 3A3 11 - 3A3 12 - 3A3 13 - 3A3 14 - 3A3 15 - 3A3 16 - 3A3 17 - 3A3 18 - 3A3 19 - 3A1, 3A3 20 - 3A5 23 - 3A8 30 - 3A4 31 - 3A4 34 - 3A3 35 - 3A3 36 - 3A5 38 - 3A3 39 - 3A6 40 - 3A3 41 - 3A2 42 - 3A3 43 - 3A6 45 - 3A2 47 - 3A3 48 - 3A8 49 - 3A3 50 - 3A4 52 - 3A4 53 - 3A6 56 - 3A2 57 - 3A6 60 - 3A5 61 - 3A5 62 - 3A5 64 - 3A3 65 - 3A8 66 - 3A3 67 - 3A4 68 - 3A4 70 - 3A4 71 - 3A4 72 - 3A4 73 - 3A4 75 - 3A4 77 - 3A4 78 - 3A4 79 - 3A4	SWR (GOLD) SLIDING WINDOW ROLLERS 80 - 3A4 81 - 3A3 81N - 3A3 82 - 3A2 83 - 3A1, 3A5 84 - 3A2 86 - 3A4 87 - 3A4 88 - 3A1, 3A4 88N - 3A4 89 - 3A3 90 - 3A2 91 - 3A4 92 - 3A2 94 - 3A2 95 - 3A7 96 - 3A1, 3A2 97 - 3A2 98 - 3A4 98SET-3A4 100 - 3A2 103 - 3A2 104 - 3A2 105 - 3A4 105S - 3A4 106 - 3A3 107 - 3A4 108 - 3A4 109 - 3A2 110 - 3A2 111 - 3A7 112 - 3A5 114 - 3A6 120 - 3A7 122 - 3A5 123 - 3A7 124 - 3A7 126 - 3A7 131N - 3A6 131S - 3A6 132 - 3A5 133 - 3A5 134 - 3A6 135 - 3A6 136 - 3A6 137M - 3A5 137N - 3A5 138 - 3A5 139 - 3A6 140 - 3A4 141 - 3A5 142 - 3A7 143 - 3A8 144 - 3A7 145 - 3A3 146 - 3A4 149 - 3A5 150 - 3A7 151 - 3A5 152 - 3A7 153R - 3A6 154 - 3A5 155 - 3A1, 3A2	SWR (GOLD) SLIDING WINDOW ROLLERS 157 - 3A6 158 - 3A7 159 - 3A7 160S - 3A5 161 - 3A5 162 - 3A5 163 - 3A7 164N - 3A6 164S - 3A6 165 - 3A1, 3A2 166 - 3A6 167 - 3A5 168 - 3A7 169 - 3A6 170 - 3A2 170BB-3A2 171 - 3A3 172 - 3A5 173L - 3A2 173R - 3A2 174 - 3A2 500 - 3A8 501 - 3A8 503 - 3A4 504 - 3A8 507 - 3A8 508 - 3A8 511 - 3A8 514 - 3A8 516 - 3A8 517 - 3A8 518 - 3A8 524 - 3A8 525 - 3A8 527 - 3A8 530 - 3A8 531 - 3A8 532 - 3A8 SWT (GOLD) SLIDING WINDOW TRACK 1 - 3B2 2 - 3B2 TEG (SALMON) TUB/SHOWER ENCLOSURE GUIDES 2 - 7E2 3 - 7E2 4 - 7E2 7 - 7E2 9 - 7E2 10 - 7E2 11 - 7E2 16 - 7E2 17 - 7E2 18 - 7E2 19 - 7E2 21 - 7E2 22 - 7E2 26 - 7E2	TEG (SALMON) TUB/SHOWER ENCLOSURE GUIDES 27 - 7E2 28 - 7E2 29 - 7E2 TEH (SALMON) TUB/SHOWER ENCLOSURE HARDWARE 1 - 7E4 3 - 7E4 5 - 7E3 9 - 7E3 10 - 7E3 11 - 7E3 12 - 7E4 13 - 7E4 14 - 7E3 15 - 7E3 16 - 7E4 17 - 7E3 18 - 7E4 19 - 7E3 20 - 7E2 22 - 7E2 23 - 7E3 24 - 7E3 25 - 7E3 TER (SALMON) TUB/SHOWER ENCLOSURE ROLLERS 2 - 7E1 3 - 7E1 4 - 7E1 6 - 7E1 7 - 7E1 8 - 7E1 10 - 7E1 11 - 7E1 12 - 7E1 16 - 7E1 20 - 7E1 21 - 7E1 23 - 7E1 24 - 7E1	WCK (YELLOW) SCREEN FRAME CORNER LOCKS 3 - 6D1 6 - 6D2 11 - 6D1 15 - 6D1 17 - 6D2 21 - 6D2 38 - 6D2 40 - 6D1 41 - 6D1 42 - 6D1 55 - 6D1 56 - 6D1 68 - 6D2 88 - 6D1 89 - 6D1 90 - 6D1 WCP (WHITE) AWNING WINDOW COVER PLATES 2 - 1G4 3 - 1G4 4 - 1G4 8 - 1G4 9 - 1G4 11 - 1G4 WDV (PINK) VENT SEAL & GLAZING VINYL 1 - 9E4 39 - 9E5 40 - 9E3 46 - 9E1 50 - 9E3 52 - 9E3 53 - 9E5 54 - 9E5 101 - 9E3 103 - 9E2 109 - 9E1 110 - 9E1 111 - 9E1 112 - 9E1 113 - 9E1 114 - 9E1 115 - 9E1 116 - 9E3 121 - 9E3 123 - 9E1 128 - 9E1 130 - 9E2 131 - 9E2 132 - 9E1 133 - 9E1 134 - 9E2 135 - 9E3 136 - 9E2 137 - 9E2 138 - 9E3 139 - 9E3 140 - 9E1 141 - 9E2	WDV (PINK) VENT SEAL & GLAZING VINYL 142 - 9E1 143 - 9E2 144 - 9E2 145 - 9E2 147 - 9E2 148 - 9E1 149 - 9E3 150 - 9E1 151 - 9E1 152 - 9E3 WDW (PINK) WOOLPILE WEATHERSTRIP 25 - 9E4 26 - 9E4 29 - 9E4 30 - 9E4 31 - 9E4 32 - 9E4 33 - 9E4 34 - 9E4 35 - 9E4 36 - 9E4 38 - 9E4 41 - 9E4 42 - 9E4 43 - 9E4 44 - 9E4 45 - 9E4 47 - 9E4 48 - 9E4 49 - 9E4 50 - 9E4 51 - 9E4 802 - 9E5 901 - 9E5 902 - 9E5 903 - 9E5 904 - 9E5 905 - 9E5 907 - 9E5 908 - 9E5 913 - 9E5 914 - 9E5 WGB (PINK) GLAZING BEAD 4 - 9H2 5 - 9H2 9 - 9H1 10 - 9H1 12 - 9H1 14 - 9H1 16 - 2A16, 9H2 18 - 9H1 19 - 9H1 20 - 9H1 21 - 9H2 22 - 9H1 23 - 2A16, 9H2 24 - 9H2 29 - 9H1



REPLACEMENT HARDWARE Mfg., Inc.

500 West 84 Street, Hialeah, FL 33014

(305) 558-5051 • FAX 305-557-5239 • NATIONAL 800-780-5051

INDEX

PART - PAGE	PART - PAGE	PART - PAGE	PART - PAGE	PART - PAGE	PART - PAGE	PART - PAGE
WGB (PINK)	WLK	WOH (WHITE)	WPA (WHITE,	WSC (YELLOW)	WSC (YELLOW)	WSC (YELLOW)
GLAZING BEAD	(BLUE, IVORY)	WINDOW	IVORY, PINK)	WINDOW	WINDOW	WINDOW
31 - 9H1	HUNG WINDOW	OPERATOR	WINDOW PARTS	SCREEN CLIPS	SCREEN CLIPS	SCREEN CLIPS
34 - 9H1	KEEPERS	HANDLES	& ACCESSORIES	9 - 6D3	115 - 6D4	205 - 6D5
35 - 9H1	66 - 4C2	49 - 1B1	72 - 9B1, 9B6	10 - 6D3	116 - 6D5	210 - 6D4
38 - 9H1	67 - 4C2	50 - 1B1	77 - 8A2	11 - 6D6	118 - 6D4	211 - 6D4
39 - 9H1	68 - 4C2	51 - 1B1	78 - 1A20	12 - 6D6	119 - 6D4	212 - 6D6
46 - 9H1	70 - 2C7	52 - 1A20, 1B1	81 - 1A21	13 - 6D2, 6D6	120 - 6D4	
52 - 9H1	71 - 2C7	53 - 1B1	84 - 1A21	14 - 6D6	124 - 6D4	WSL (YELLOW)
53 - 9H1	73 - 2C7	55 - 1B2	85 - 1A21, 4C1	15 - 6D6	127 - 6D4	SCREEN FRAME
54 - 9H2	74 - 4C1	56 - 1B2	86 - 1A21, 4C1	16 - 6D6	129 - 6D6	PULLS
55 - 9H1	78 - 2C5, 2C7	57 - 1B1	90 - 1A21, 4C1	17 - 6D6	130 - 6D4	3 - 6D1, 6D5
56 - 9H1	81 - 2C5, 2C7	62 - 1B2	91 - 1A21, 4C1	18 - 6D6	131 - 6D4	4 - 6D5
58 - 9H2	83 - 2C5, 2C7	63 - 1B2	92 - 1A21, 4C1	19 - 6D6	132 - 6D4	5 - 6D5
60 - 9H2	86 - 2C5	64 - 1B2	96 - 9B1, 9B6	20 - 6D6	133 - 6D6	6 - 6D5
61 - 9H1	87 - 2C5	65 - 1B2	97 - 1A21, 4C1	21 - 6D3	134 - 6D4	7 - 6D5
63 - 9H1		66 - 1B2	98 - 1A21, 4C1	22 - 6D3	137 - 6D5	
64 - 9H1	WOH (WHITE)	67 - 1B2	99 - 1A8	23 - 6D3	141 - 6D3	WSS (YELLOW)
65 - 9H2	WINDOW	68 - 1B2	100 - 1A8	25 - 6D6	142 - 6D3	SCREEN FRAMES
66 - 9H1	OPERATOR	69 - 1B2	101 - 1A8	26 - 6D6	144 - 6D6	6 - 6D2
67 - 9H1	HANDLES		102 - 1A8	27 - 6D6	145 - 6D3	11 - 6D1
68 - 9H1	1 - 1B2	WPA (WHITE,	109 - 1A21	30 - 6D3	147 - 6D3	12 - 6D2
70 - 9H2	2 - 1B2	IVORY, PINK)	111 - 9B6	31 - 6D3	148 - 6D5	15 - 6D1
71 - 9H1	4 - 1B2	WINDOW PARTS	112 - 9B6	32 - 6D6	149 - 6D3	20 - 6D2
72 - 9H1	5 - 1B2	& ACCESSORIES	114 - 1A21	33 - 6D6	150 - 6D6	55 - 6D1
73 - 9H1	6 - 1B2	1 - 1A20	115 - 1A20, 1A21	35 - 6D3	151 - 6D3	68 - 6D2
74 - 9H1	7 - 1A19, 1B2	2 - 1A20	116 - 9B1, 9B6	42 - 6D5	152 - 6D3	88 - 6D1
75 - 9H1	8 - 1A6, 1B2	3 - 1A20	119 - 1A21	43 - 6D5	153 - 6D4	
	9 - 1A22, 1B1	4 - 1A20	121 - 9B6	45 - 6D3	154 - 6D6	WSV (YELLOW)
WLK	10 - 1A19, 1B1	5 - 1A20	130 - 9B6	48 - 6D5	155 - 6D4	SCREEN VINYL
(BLUE, IVORY)	11 - 1A8, 1B2	8 - 1A20	131 - 9B6	53 - 6D3	156 - 6D4	SPLINE
HUNG WINDOW	14 - 1A19, 1B2	9 - 1A20	132 - 9B6	56 - 6D1, 6D5	157 - 6D4	1 - 6E1
KEEPERS	15 - 1B1	10 - 1A20	139 - 9B6	57 - 6D5	158 - 6D3	2 - 6E1
1 - 4C1	15S - 1B1	11 - 1A20	140 - 4D1	60 - 6D5	159 - 6D4	3 - 6E1
2 - 2C7	16 - 1B2	12 - 1A20	141 - 4D1	62 - 6D5	160 - 6D4	4 - 6E1
12 - 2C7	17 - 1B2	12A - 1A20	142 - 4D1	63 - 6D6	161 - 6D4	5 - 6E1
17 - 4C2	18 - 1B2	12S - 1A20	143 - 4D1	65 - 6D3	162 - 6D4	6 - 6E1
24 - 4C2	19 - 1B2	13 - 1A20	144 - 9B6	66 - 6D6	163 - 6D4	7 - 6E1
25 - 4C2	20 - 1B2	14 - 1A20	150 - 1A6	68 - 6D5	164 - 6D4	8 - 6E1
27 - 2C7	21 - 1B2	15 - 1A20	151 - 9B6	69 - 6D3	166 - 6D4	9 - 6D1, 6E1
30 - 2C7	22 - 1B2	17 - 1A20	158 - 9B6	70 - 6D6	167 - 6D5	10 - 6E1
31 - 2C5, 2C7	23 - 1B2	22 - 1A20, 4C1	175 - 2B1	71 - 6D3	168 - 6D5	11 - 6E1
33 - 2C5	24 - 1B1	23 - 1A1	201 - 9B6	72 - 6D5	171 - 6D3	12 - 6E1
34 - 2C6	25 - 1B2	24 - 1A19	500 - 1A19, 1A20	74 - 6D5	172 - 6D6	13 - 6E1
35 - 4C2	26 - 1B1	25 - 1A19		76 - 6D6	173 - 6D3	14 - 6E1
36 - 4C2	27 - 1B1	26 - 1A19	WPO (IVORY)	80 - 6D6	174 - 6D3	16 - 6E1
38 - 2C7	28 - 1B1	27 - 1A19	PROJECTED	81 - 6D6	175 - 6D6	21 - 6E1
39 - 2C5, 2C7	30 - 1B1	31 - 1A19	WINDOW PUSH	82 - 6D5	176 - 6D3	
41 - 2C7	31 - 1B1	43 - 9B1, 9B6	BAR	83 - 6D3	178 - 6D3	
42 - 2C7	32 - 1A22, 1B1	44 - 1A20, 1A23	7 - 4D1	86 - 6D5	179 - 6D6	
43 - 4C2	33 - 1A6, 1A22,	49 - 1D3, 1D5,	8 - 4D1	90 - 6D3	180 - 6D3	
44 - 4C2	1B1	9B8	9 - 4D1	91 - 6D5	181 - 6D6	
45 - 4C2	34 - 1A1, 1B1	51 - 9B1, 9B6	11 - 4D1	92 - 6D5	182 - 6D6	
46 - 2C7	35 - 1B1	52 - 1A20	12 - 4D1	93 - 6D5	183 - 6D3	
53 - 4C1	37 - 1B1	53 - 9B6	13 - 4D1	97 - 6D4	185 - 6D6	
54 - 4C2	38 - 1B1	54 - 9B6		98 - 6D4	186 - 6D6	
55 - 2C6	39 - 1A6, 1B2	55 - 1A23, 1B1	WSC (YELLOW)	100 - 6D4	187 - 6D5	
56 - 2C6	40 - 1B1	56 - 1A20	WINDOW	101 - 6D4	188 - 6D1, 6D5	
57 - 2C6	41 - 1B1	57 - 1A20	SCREEN CLIPS	102 - 6D4	189 - 6D5	
58 - 4C2	42 - 1B1	59 - 1A20,	1 - 6D3	104 - 6D3	196 - 6D3	
59 - 4C1	43 - 1B1	1A23, 1B1	2 - 6D3	105 - 6D6	197 - 6D6	
60 - 2C6	44 - 1A20, 1B1	65 - 9B8	3 - 6D3	107 - 6D6	198 - 6D5	
62 - 4C2	45 - 1B1	67 - 4A2	4 - 6D3	108 - 6D6	199 - 6D6	
63 - 4C2	46 - 1B1	68 - 1C1, 1C2,	5 - 6D3	110 - 6D3	200 - 6D6	
64 - 4C2	47 - 1A22, 1B1	9B6	6 - 6D3	111 - 6D3	201 - 6D6	
65 - 4C2	48 - 1A7, 1B1	70 - 9B1, 9B6	8 - 6D3	112 - 6D4	204 - 6D5	



REPLACEMENT HARDWARE Mfg. Inc.

500 West 84 Street, Hialeah, FL 33014
(305) 558-5051 • FAX 305-557-5239 • NATIONAL 800-780-5051

TERMS & CONDITIONS

WHEN ORDERING

It is impossible to catalog all items. new items are constantly being added to the thousands of parts in inventory. If the item you require is not listed, send your sample for identification. Samples will be returned with order, at your request.

Use complete address, including zip code on all orders.

HANDING/FINISH INFORMATION

Handing is determined on all windows and doors from the inside looking out. Finishes are furnished as close to original manufacturer's specifications as possible, depending upon availability.

PRICING/TERMS

Net 30 days to approved accounts. 1 1/2% service charge per month (18% annually) will be added to all balances over 30 days. All orders are subject to acceptance by Replacement Hardware Mfg. Possession of this price list or catalog does not necessarily constitute an offer by the company to sell to the holder on the basis of terms described hereon. Orders are accepted with the understanding that they will be billed at price in effect at the time of shipment. Prices are subject to change without notice. Freight F.O.B. Hialeah, FL. Florida customers are subject to Florida state sales tax, unless a tax exempt number card is furnished with order, or is on file.

RETURNED CHECKS

Checks returned for any reason will be charged a service fee of \$25.00.

NEW ACCOUNTS

Orders will be shipped on a cash in advance basis. Credit may be established by submitting credit application for approval. Allow six weeks for processing.

CLAIMS

All claims on merchandise lost or damaged in transit, shall be made by consignee, except parcel post claims, which shall be handled through our office. Once a shipment is signed for by truck, bus or express, our responsibility ceases, and it is the responsibility of the carrier to honor claim for damages or loss.

RETURN OF MERCHANDISE

No returns accepted without our authorization. If the error is your, there will be a 25% handling charge. Merchandise out of stock more than 30 days, or special order items, will not be accepted for credit.

PRICES SUBJECT TO CHANGE WITHOUT NOTICE

SEPTEMBER, 1998 REPLACEMENT HARDWARE MFG., INC.



REPLACEMENT HARDWARE Mfg., Inc.

500 West 84 Street, Hialeah, FL 33014

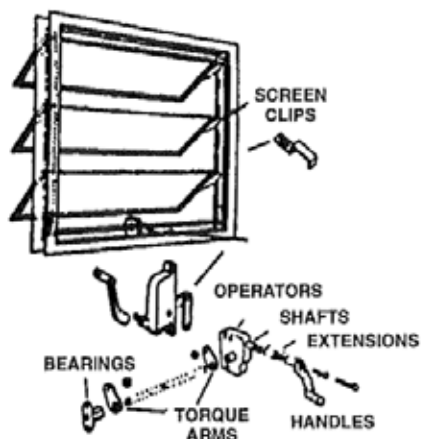
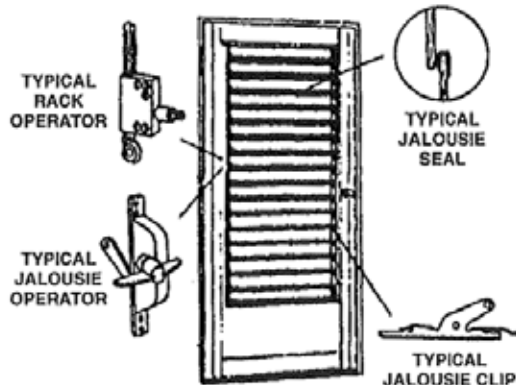
(305) 558-5051 • FAX 305-557-5239 • NATIONAL 800-780-5051



JALOUSIE WINDOW PARTS

SEE WHITE PAGES SECTION

- | | |
|----------------|---|
| ◆ CLIPS | G |
| ◆ COVER PLATES | G |
| ◆ HANDLES | B |
| ◆ LINKS | G |



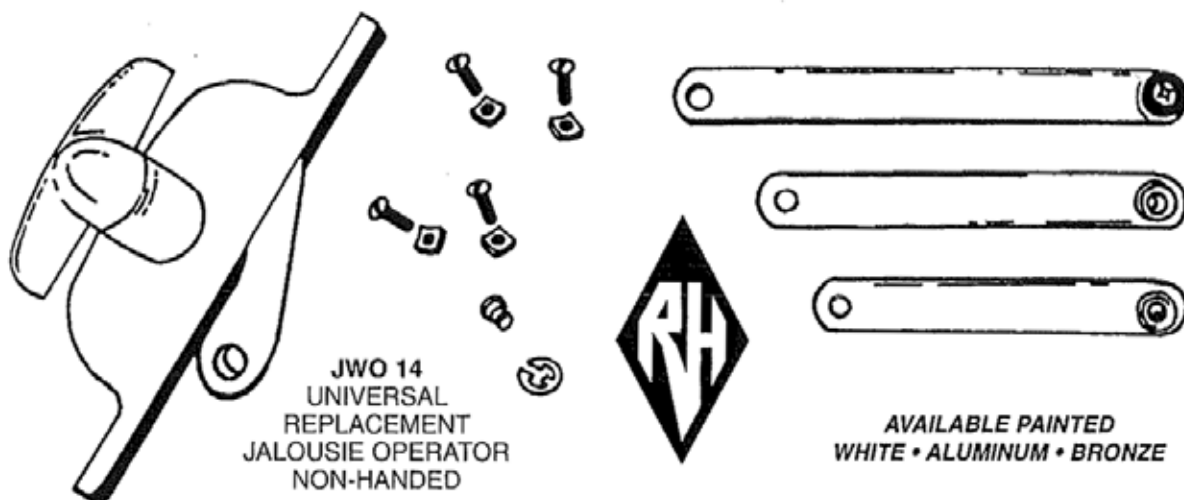
AWNING WINDOW PARTS

SEE WHITE PAGES SECTION

- | | |
|-----------------------|---|
| ◆ COVER PLATES | G |
| ◆ HANDLES | B |
| ◆ HINGES & PARTS | C |
| ◆ TORQUE BAR ARMS | F |
| ◆ TORQUE BAR BEARINGS | E |
| ◆ VENT PARTS | D |

SEE PINK SECTION FOR FASTENERS, WOOLPILE/WEATHERSTRIP,
METAL & VINYL GLAZING BEAD

REPLACES 95% OF ALL JALOUSIE OPERATORS
COMPLETE & READY FOR INSTALLATION



JWO 14
UNIVERSAL
REPLACEMENT
JALOUSIE OPERATOR
NON-HANDED

AVAILABLE PAINTED
WHITE • ALUMINUM • BRONZE

NEW ITEMS ARE CONSTANTLY BEING ADDED TO OUR EXTENSIVE INVENTORY OF PARTS
IF IN DOUBT ON ANY PART -- SEND SAMPLE FOR IDENTIFICATION

**#1
IN
SERVICE**

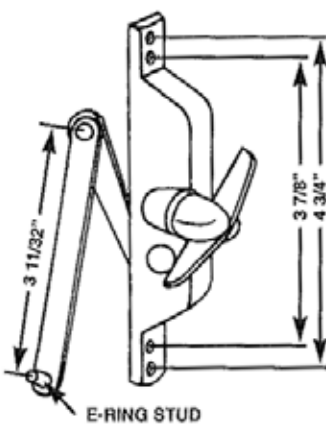


REPLACEMENT HARDWARE Mfg., Inc.

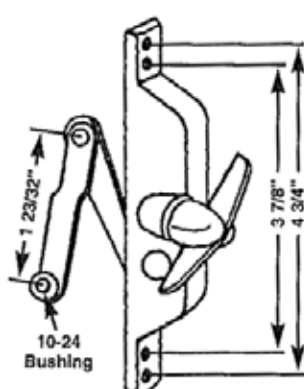
500 West 84th Street ♦ Hialeah ♦ Florida 33014 ♦ USA
305-558-5051 ♦ Fax: 305-557-5239 ♦ Toll Free: 1-800-780-5051
www.rhmf.com ♦ www.replacement-hardware.com

1A1
SECTION A
REV. 8/01

REPLACEMENT JALOUSIE WINDOW OR DOOR OPERATORS WITH HANDLE



JWO 5
STANLEY

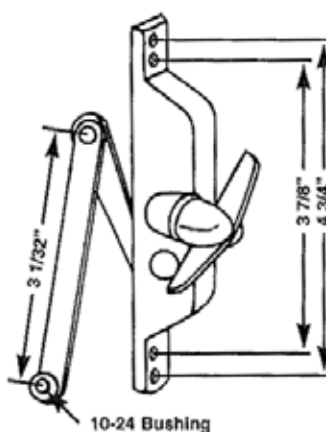


JWO 6
ABC

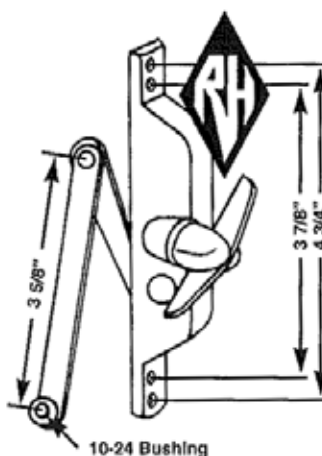


JWO 7
JWO 26 HD
NO LINK

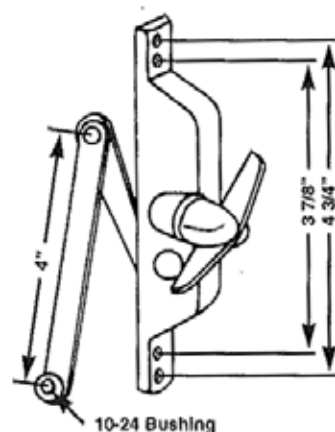
AVAILABLE
PAINTED
• ALUMINUM
• BRONZE
• WHITE



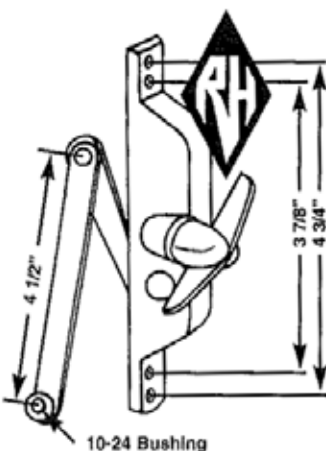
JWO 10
AIR CONTROL



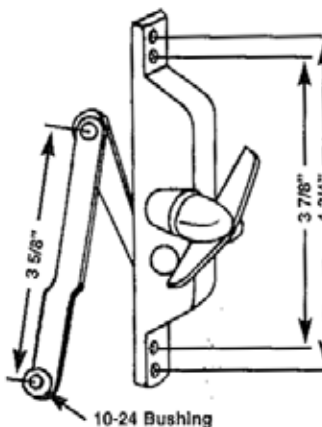
JWO 11
PAN AM/TUCKER



JWO 12
SUPERIOR

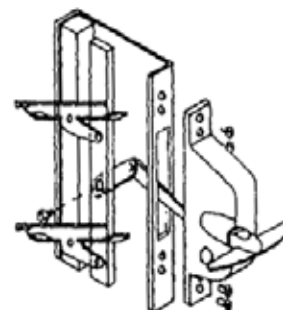


JWO 13
CROWN



JWO 41
GENERAL

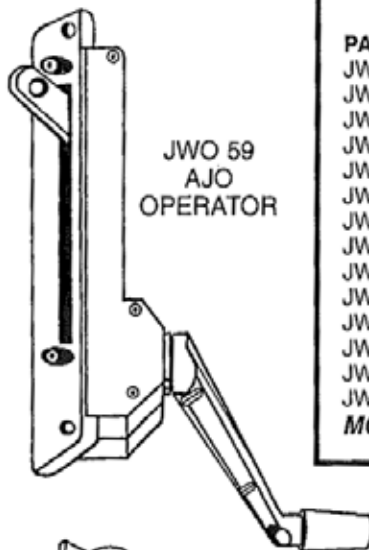
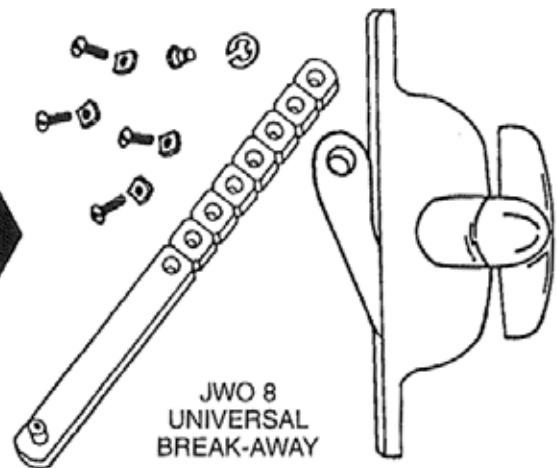
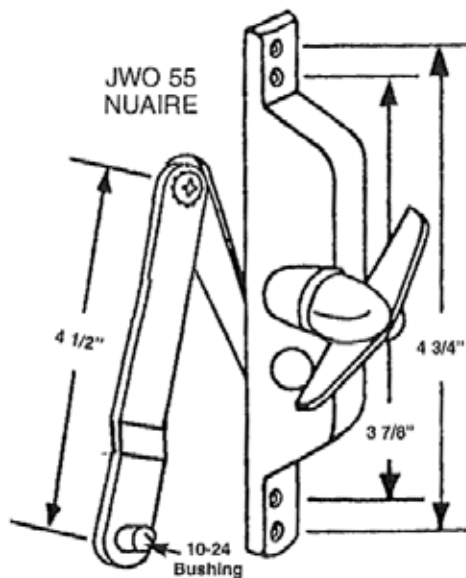
IF THE PART YOU REQUIRE
IS NOT SHOWN, SEND SAMPLE
FOR IDENTIFICATION.



TYPICAL JALOUSIE
MANY CONFIGURATIONS
AVAILABLE



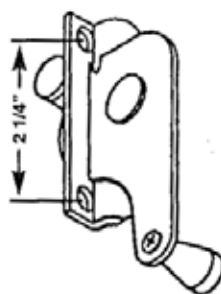
REPLACEMENT JALOUSIE WINDOW OR DOOR OPERATORS



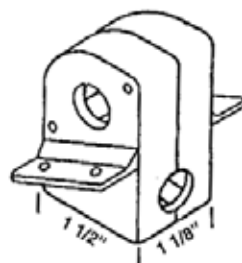
UNIVERSAL JALOUSIE NON-HANDED OPERATORS

PART #	DESCRIPTION	LINK #	SIZE	END
JWO 20	SPECIAL	JOL 14	1"	10-24 BUSH
JWO 6	ABC	JOL 3	1 23/32" BENT	10-24 BUSH
JWO 33	SPECIAL	JOL 29	1 7/8"	10-24 BUSH
JWO 10	AIR CONTROL	JOL 8	3 1/32"	10-24 BUSH
JWO 21	BASS 1/2 JAL	JOL 9	3 3/16"	10-24 BUSH
JWO 5	STANLEY	JOL 9	3 11/32"	E-RING STUD
JWO 9	TUCKER	JOL 6	3 5/8"	10-24 BUSH
JWO 11	PAN AM/BASS	JOL 6	3 5/8"	10-24 BUSH
JWO 41	SPECIAL	JOL 12	3 5/8" BENT	10-24 BUSH
JWO 84	EXPORT	JOL 37	3 11/16"	E-RING STUD
JWO 12	SUPERIOR	JOL 1	4"	10-24 BUSH
JWO 76	SCOTT WHITAKER	JOL 38	4 1/4"	10-24 BUSH
JWO 13	CROWN	JOL 7	4 1/2"	10-24 BUSH
JWO 55	NUAIRE	JOL 17	4 1/2" BENT	10-24 BUSH

MOST POPULAR JALOUSIE OPERATORS • MANY OTHERS AVAILABLE



JWO 46
PUSH
OPERATOR



JWO 42
JAL WIN



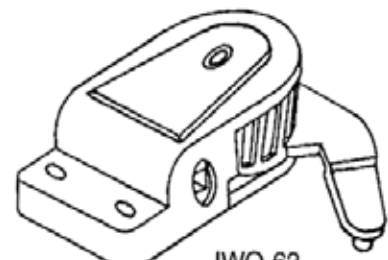
OPTIONAL
CRANK
HANDLE
AVAILABLE



FAS 508
INSTALLATION
PAK



WOH 35
JAL-WIN



JWO 62
OPERATOR

**#1
IN
SERVICE**



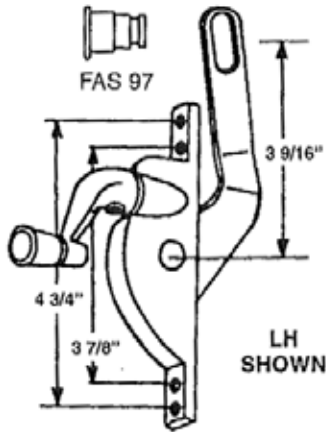
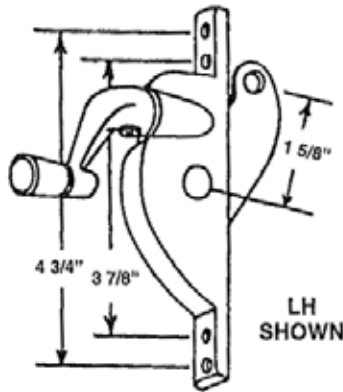
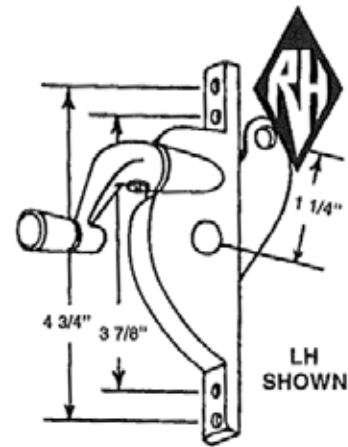
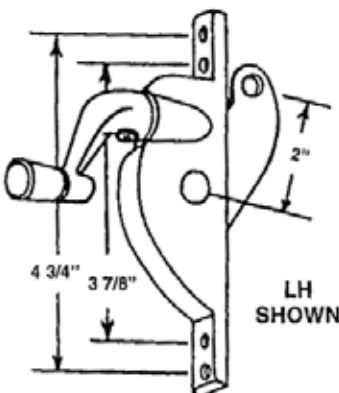
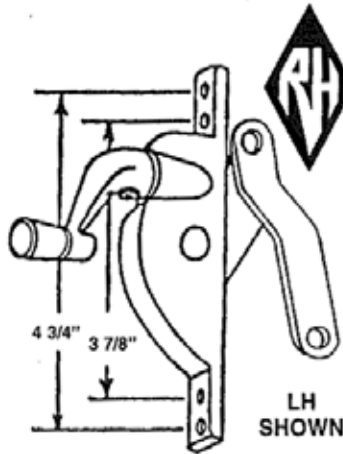
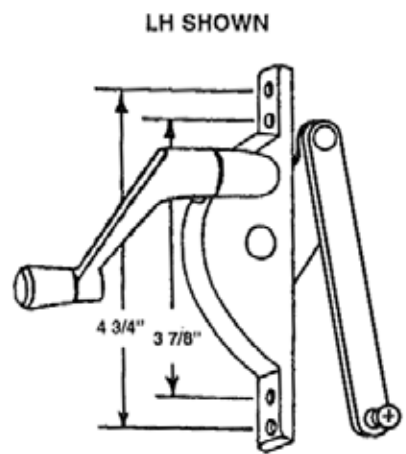
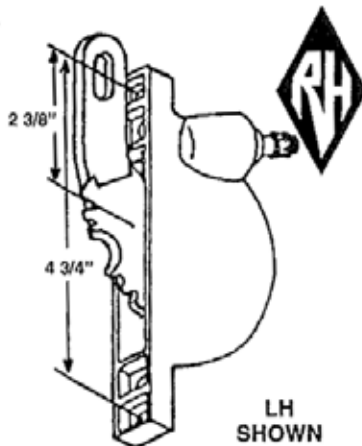
REPLACEMENT HARDWARE Mfg., Inc.

500 West 84th Street ♦ Hialeah ♦ Florida 33014 ♦ USA
305-558-5051 ♦ Fax: 305-557-5239 ♦ Toll Free: 1-800-780-5051
www.rhmfg.com ♦ www.replacement-hardware.com

1A3
SECTION A
REV. 2/02

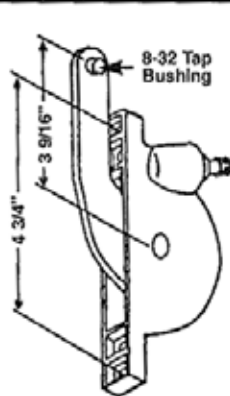
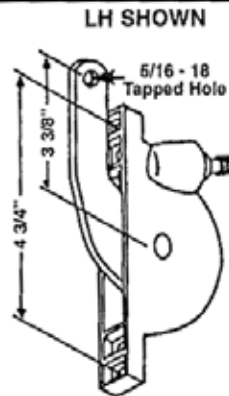
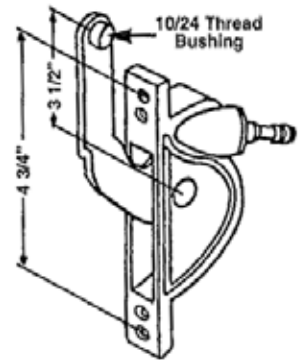
REPLACEMENT JALOUSIE WINDOW OR DOOR OPERATORS

REPLACEMENT JALOUSIE WINDOW OR DOOR OPERATORS

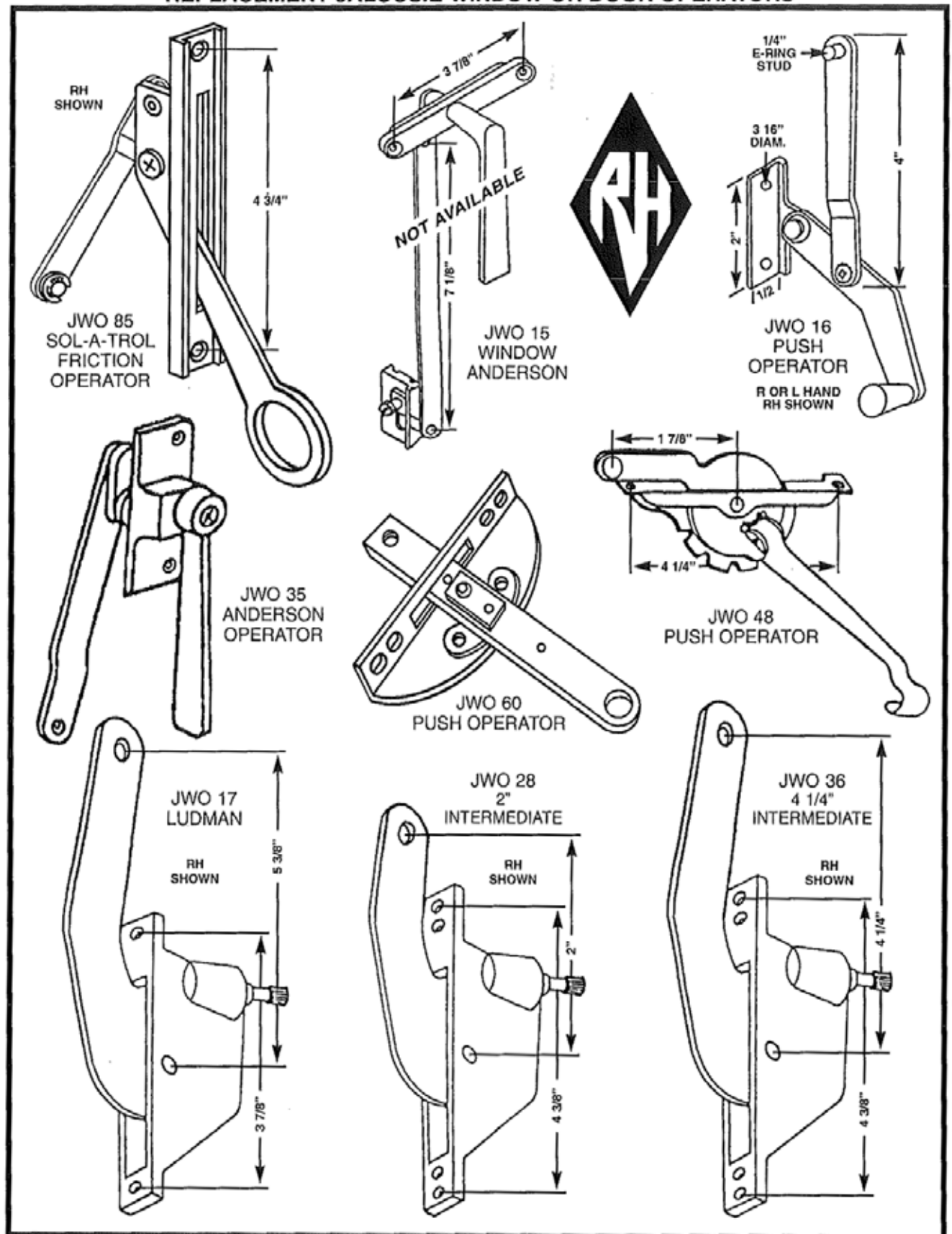

JWO 1 POW
TEARDROP

JWO 2 D71
1 1/2" ARM

JWO 3
1 1/4" ARM

DB HANDED - 2" ARM
JWO 4 3/6" HOLE
JWO 37 1/4" HOLE
JWO 64 1/4-28 TAP
JWO 72 5/16" HOLE
JWO 74 12-24 TAP

JWO 39
ABC HANDED

JWO 65
2" ARM


JWO 47

SIMILAR OPERATORS


AWO 59
AAA

AWO 60
PAN AM OLD

AWO 95
WILLIAMS OLD


REPLACEMENT JALOUSIE WINDOW OR DOOR OPERATORS



REPLACEMENT JALOUSIE WINDOW OR DOOR OPERATORS

**#1
IN
SERVICE**



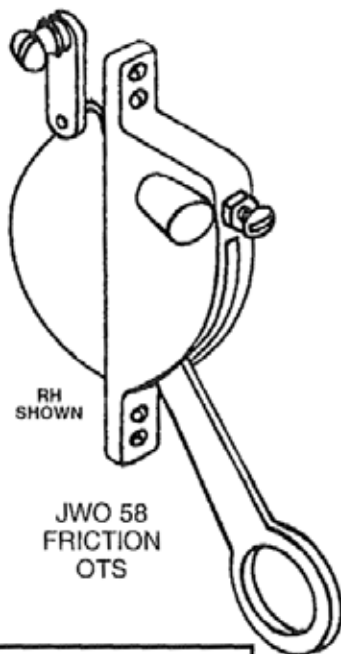
REPLACEMENT HARDWARE Mfg., Inc.

500 West 84th Street ♦ Hialeah ♦ Florida 33014 ♦ USA
305-558-5051 ♦ Fax: 305-557-5239 ♦ Toll Free: 1-800-780-5051
www.rhmfg.com ♦ www.replacement-hardware.com

1A5
SECTION A
REV. 2/02

REPLACEMENT JALOUSIE WINDOW OR DOOR OPERATORS

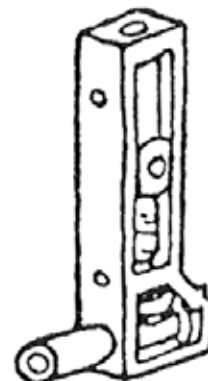
REPLACEMENT JALOUSIE WINDOW OR DOOR OPERATORS



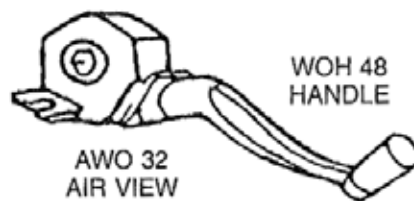
JWO 58
FRICTION
OTS



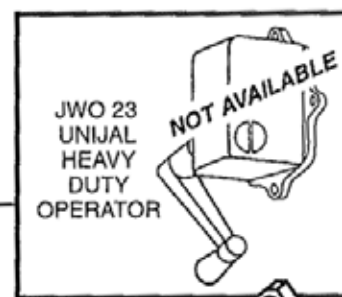
AWO 78
TELESCOPIC



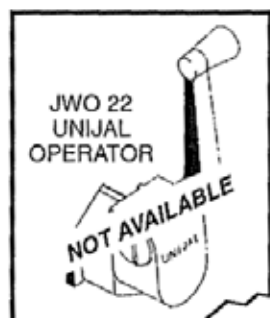
AWO 73
LEONARD
JACK



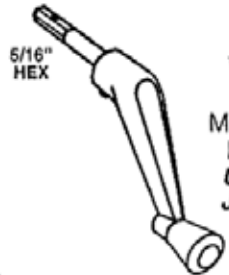
WOH 48
HANDLE



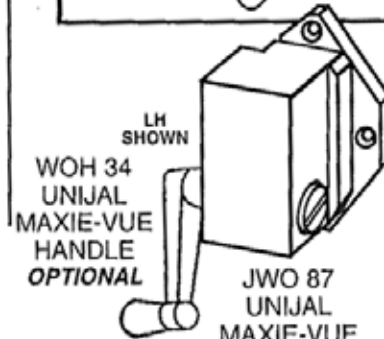
JWO 23
UNI-JAL
HEAVY
DUTY
OPERATOR



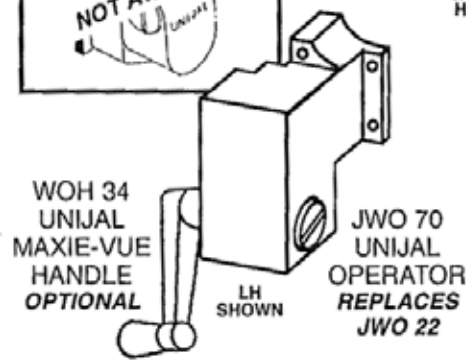
JWO 22
UNI-JAL
OPERATOR



WOH 34
UNI-JAL
MAXIE-VUE
HANDLE
USE WITH
JWO 70, 86
& 87

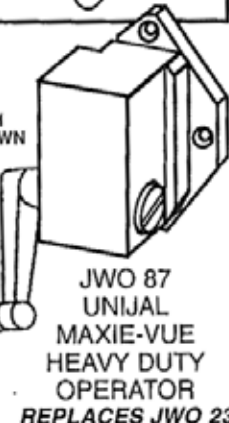


WOH 34
UNI-JAL
MAXIE-VUE
HANDLE
OPTIONAL



WOH 34
UNI-JAL
MAXIE-VUE
HANDLE
OPTIONAL

JWO 70
UNI-JAL
OPERATOR
REPLACES
JWO 22



JWO 87
UNI-JAL
MAXIE-VUE
HEAVY DUTY
OPERATOR
REPLACES JWO 23



WPA 23
UNI-JAL
MAXIE-VUE
GEAR

USE
WITH
JWO
70




JWO 508
OLD UNI-JAL
GEAR




WOH
34
UNI-JAL
HANDLE
OPTIONAL

JWO 86
MAXIE-VUE OPERATOR



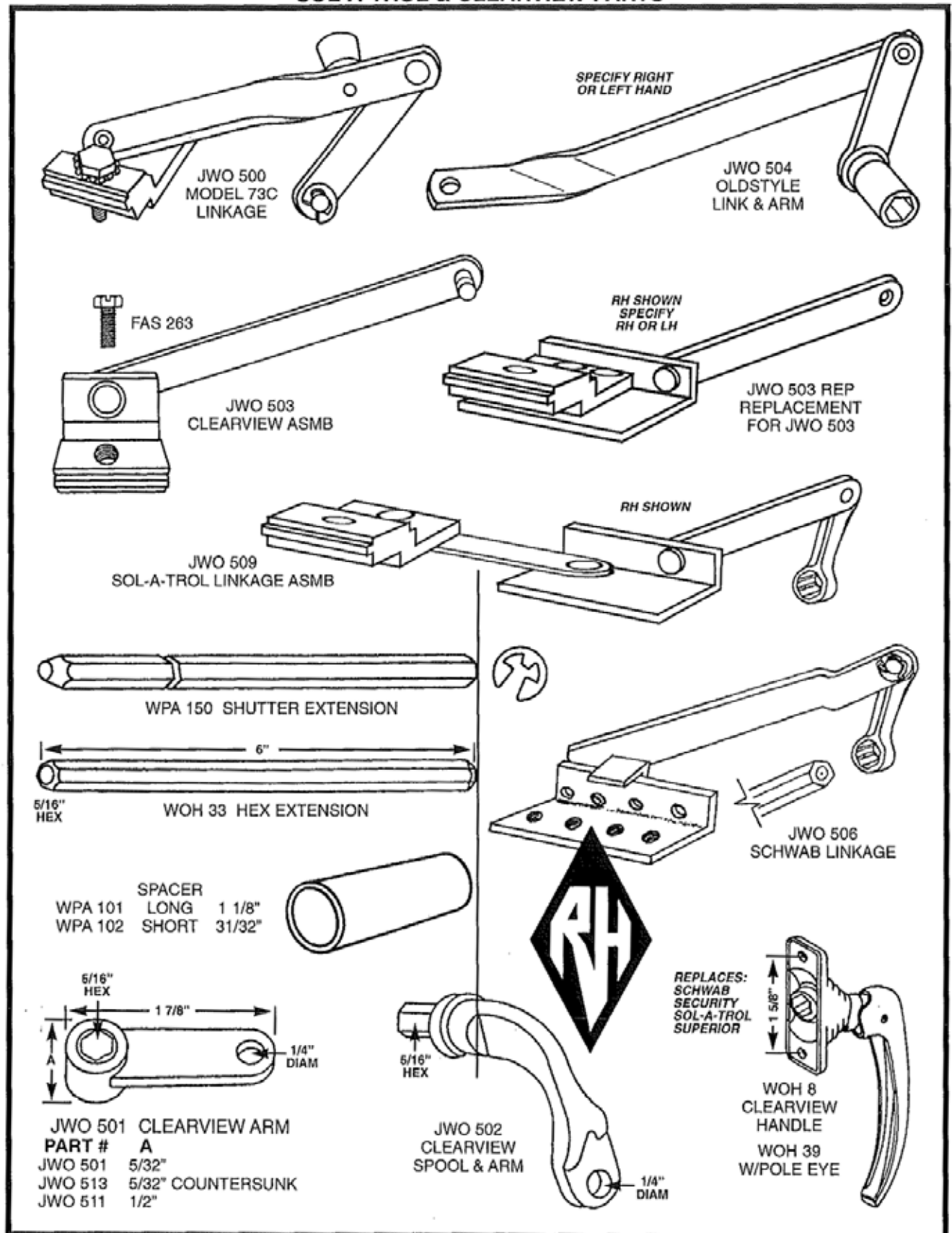
WPA 168
HEAVY DUTY GEAR
USE WITH JWO 87



WPA 504 REPLACEMENT TRACK FOR UNI-JAL



SOL-A-TROL & CLEARVIEW PARTS



SOL-A-TROL & CLEARVIEW PARTS

**#1
IN
SERVICE**



REPLACEMENT HARDWARE Mfg., Inc.

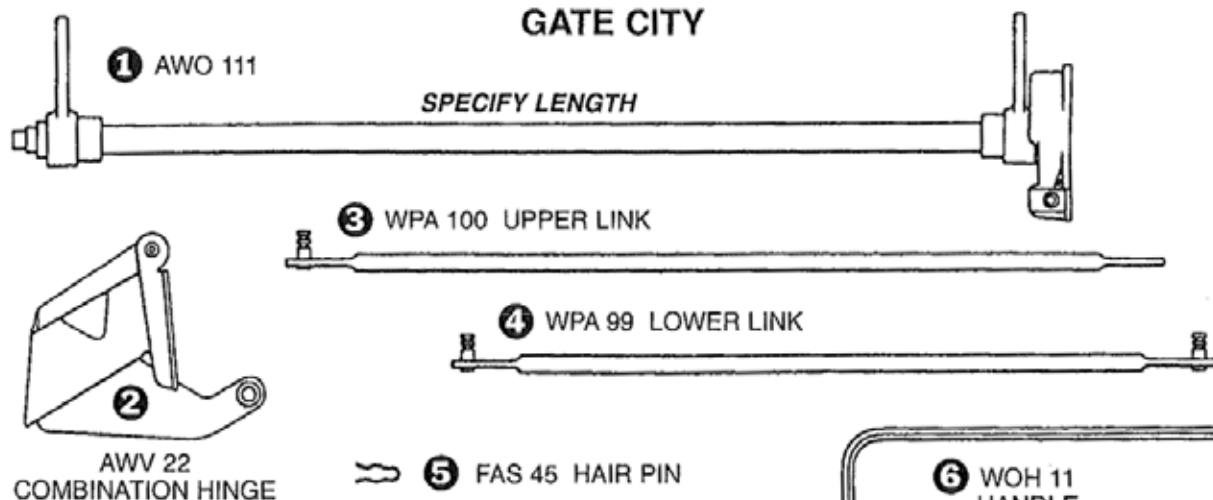
500 West 84th Street ♦ Hialeah ♦ Florida 33014 ♦ USA
305-558-5051 ♦ Fax: 305-557-5239 ♦ Toll Free: 1-800-780-5051
www.rhmfg.com ♦ www.replacement-hardware.com

**1A7
SECTION A**
REV. 2/02

WOOD & ALUMINUM AWNING WINDOW HARDWARE

WOOD AWNING WINDOW HARDWARE

GATE CITY



STANDARD HARDWARE FOR REGULAR UNITS

- ① **OPERATOR (Type G):** 1 per unit. Order by glass width. Right hand unless otherwise specified.
- ② **COMBINATION HINGE & SASH ARM:** 2 per sash, in pairs.
- ③ **UPPER LINK:** 2 per sash. Not used with bottom sash. Order by glass height.
- ④ **LOWER LINK:** 2 per sash. Used with bottom sash only. Order by glass height.
- ⑤ **SPRING CLIP:** 2 per sash, plus 2 per operator.
- ⑥ **CRANK:** 1 per unit. 8" standard. Order longer lengths if needed.

IF IN DOUBT ON ANY PART -- SEND
SAMPLE FOR IDENTIFICATION

ALUMINUM AWNING WINDOW TORQUE BAR ASSEMBLIES

TYPICAL
TORQUE BAR
ASSEMBLY

MANY TYPES IN STOCK
MINIMUM ORDER REQUIRED
FOR NON-STOCKED ITEMS



ATB 1 YALE OGRON
ATB 3 SUPERIOR
ATB 11 AIRELOK
ATB 16 TROPICAL
ATB 20 STANLEY 45
ATB 23 PAN AM
ATB 24 ABC
ATB 26 CROWN
ATB 30 TUCKER

ATB 34 KELLER
ATB 35 OLD WARE
ATB 37 MIAMI HIGHLANDER
ATB 39 WALLACE
ATB 45 STANLEY
ATB 46 LUDMAN
ATB 49 OLD CROSSLY
ATB 60 OLD, OLD CROSSLY W/GEAR
ATB 62 OLD, OLD TUCKER

WE ARE CONSTANTLY ADDING ADDITIONAL ITEMS TO SERVE YOU BETTER

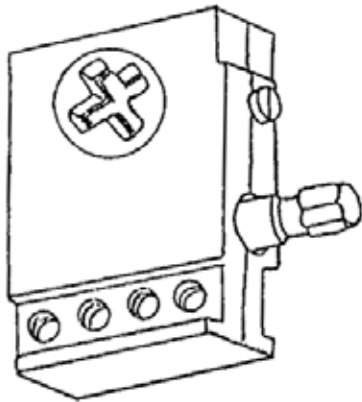


REPLACEMENT HARDWARE Mfg., Inc.

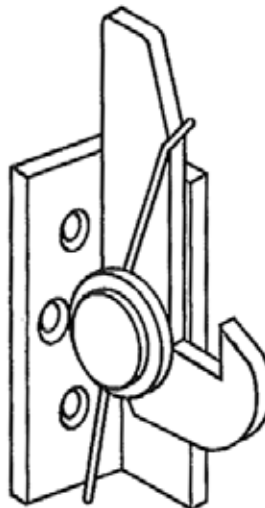
500 West 84th Street ♦ Hialeah ♦ Florida 33014 ♦ USA
305-558-5051 ♦ Fax: 305-557-5239 ♦ Toll Free: 1-800-780-5051
www.rhmf.com ♦ www.replacement-hardware.com

**#1
IN
SERVICE**

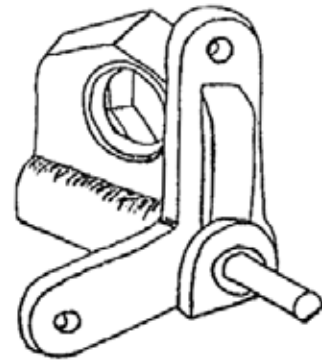
SPECIAL OPERATORS



AWO 128
OLD, OLD WARE

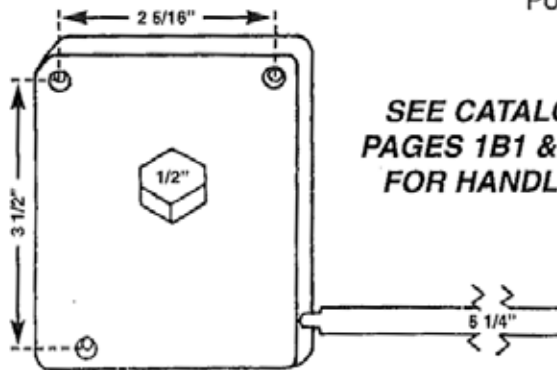


AWO 86
SUPERIOR
PUSH BUTTON



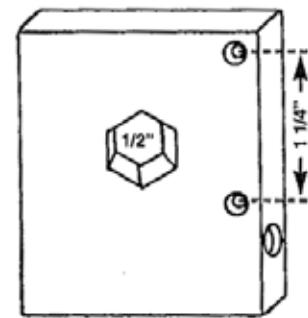
AWO 21

IF IN DOUBT
ON ANY PART
SEND SAMPLE FOR
IDENTIFICATION

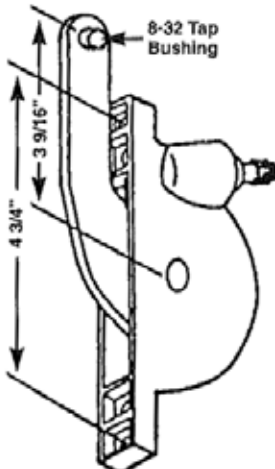


AWO 129

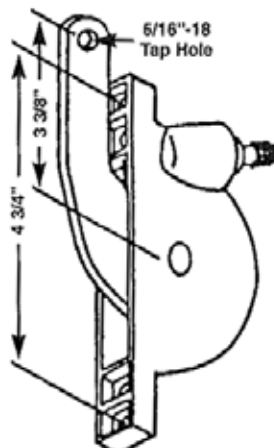
SEE CATALOG
PAGES 1B1 & 1B2
FOR HANDLES



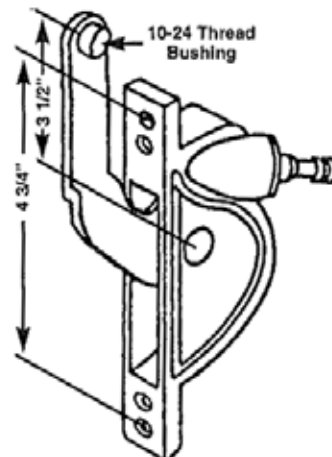
AWO 72
AWN WIN



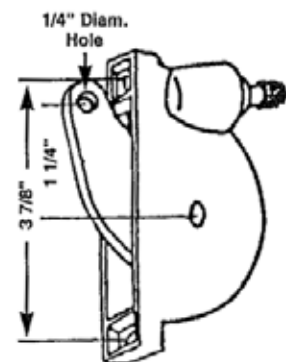
AWO 59
AAA



AWO 60
PAN AM OLD



AWO 95
WILLIAMS OLD



AWO 130
1 1/4" GEAR

SPECIAL OPERATORS

#1
IN
SERVICE



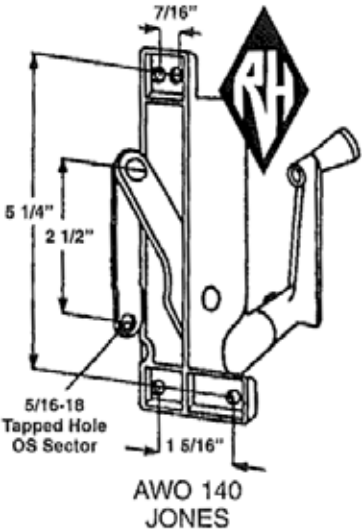
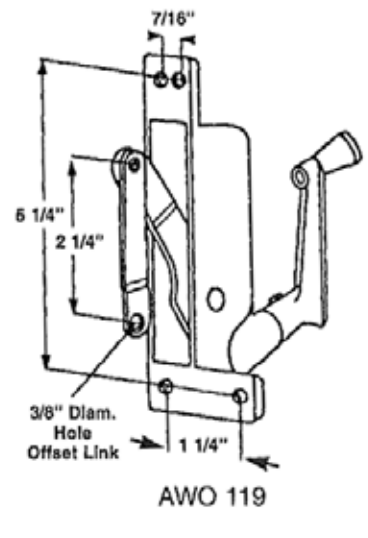
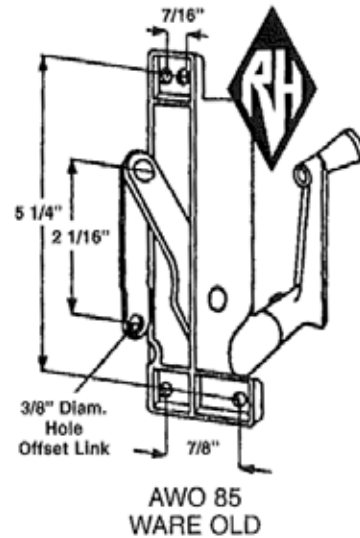
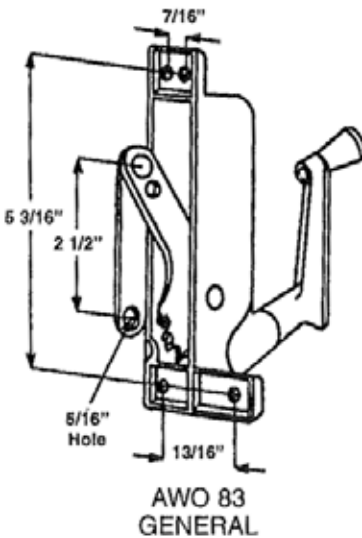
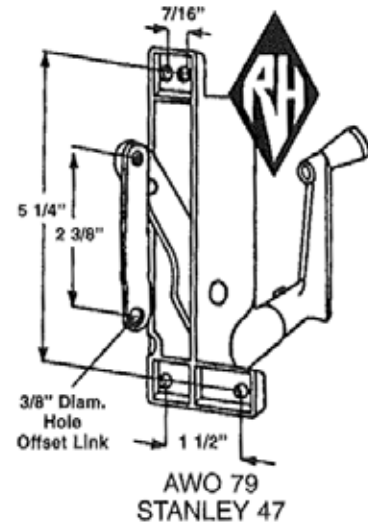
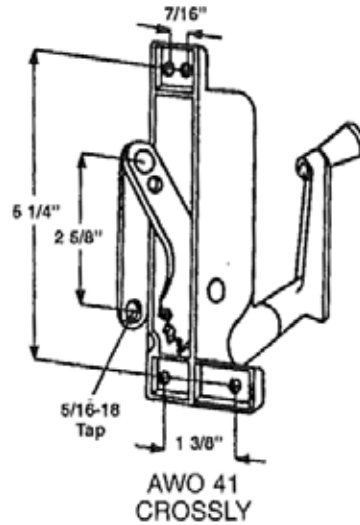
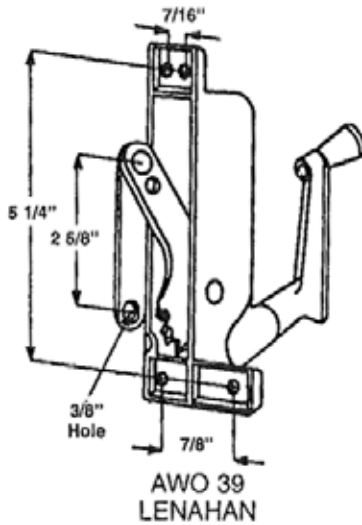
REPLACEMENT HARDWARE Mfg., Inc.

500 West 84th Street ♦ Hialeah ♦ Florida 33014 ♦ USA
305-558-5051 ♦ Fax: 305-557-5239 ♦ Toll Free: 1-800-780-5051
www.rhmfg.com ♦ www.replacement-hardware.com

1A9
SECTION A
REV. 12/02

TYPE I - TWO OVER TWO DOG LEG

TYPE I - TWO OVER TWO DOG LEG



**#1
IN
SERVICE**

REPLACEMENT HARDWARE MFG.

was established in August, 1981 as a supplier of obsolete hardware for windows and doors. From that small beginning, we have grown to a 15,000 square foot warehouse, where we manufacture and distribute to our customers around the world.

**IF IN DOUBT ON ANY PART
SEND SAMPLE FOR IDENTIFICATION**

1A10
SECTION A
REV. 12/02



REPLACEMENT HARDWARE Mfg., Inc.

500 West 84th Street ♦ Hialeah ♦ Florida 33014 ♦ USA
305-558-5051 ♦ Fax: 305-557-5239 ♦ Toll Free: 1-800-780-5051
www.rhmfg.com ♦ www.replacement-hardware.com

**#1
IN
SERVICE**

TYPE I - TWO OVER TWO DOG LEG

<p>AWO 2 PAN AM AWO 68 BRONZE</p>	<p>AWO 7 STANLEY MODEL 45</p>	<p>AWO 10 WARE</p>
<p>AWO 17 YALE AWO 99 BRONZE</p>	<p>AWO 19 AIR CONTROL OLD STYLE</p>	<p>AWO 43 GEORGIA/PALM BEACH WARE REPLACEMENT</p>
<p>AWO 45 PALM BEACH</p>	<p>#1 IN SERVICE IF IN DOUBT ON ANY PART SEND SAMPLE FOR IDENTIFICATION</p>	<p>AWO 49 DARYL</p>

TYPE I - TWO OVER TWO DOG LEG

**#1
IN
SERVICE**



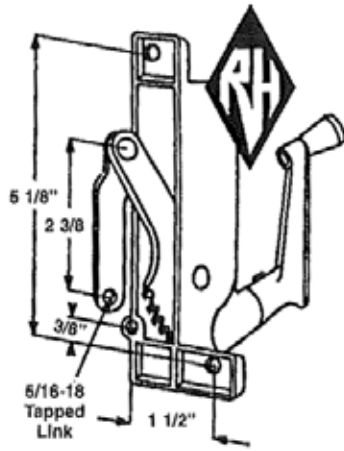
REPLACEMENT HARDWARE Mfg., Inc.

500 West 84th Street ♦ Hialeah ♦ Florida 33014 ♦ USA
305-558-5051 ♦ Fax: 305-557-5239 ♦ Toll Free: 1-800-780-5051
www.rhmfg.com ♦ www.replacement-hardware.com

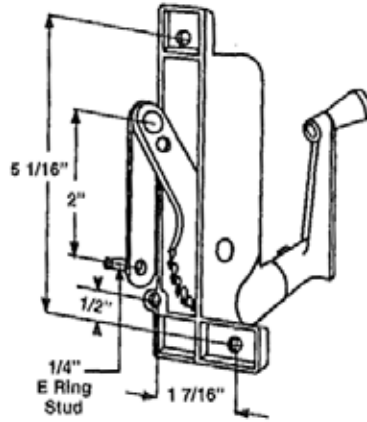
1A11
SECTION A
REV. 12/02

TYPE III - ONE OVER TWO OFFSET HOLE

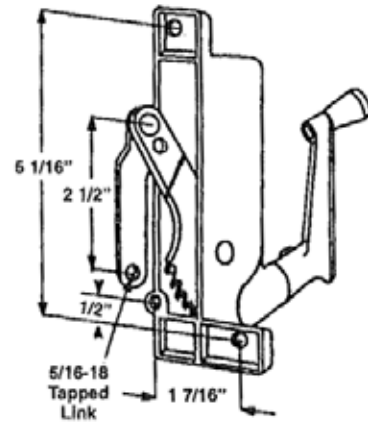
TYPE III - ONE OVER TWO OFFSET HOLE



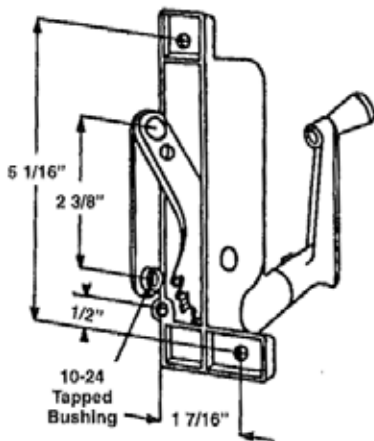
AWO 1
MIAMI



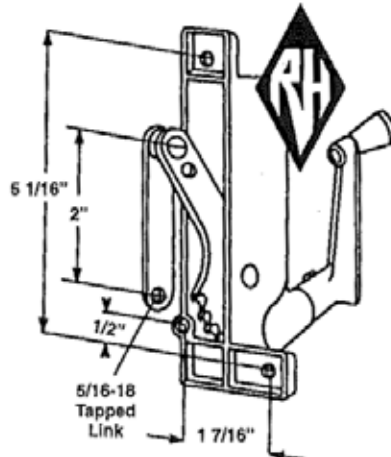
AWO 5
ABC OLD STYLE



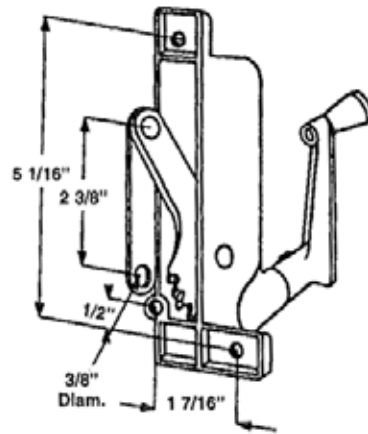
AWO 8 HAR CAR
AWO 61 BRONZE



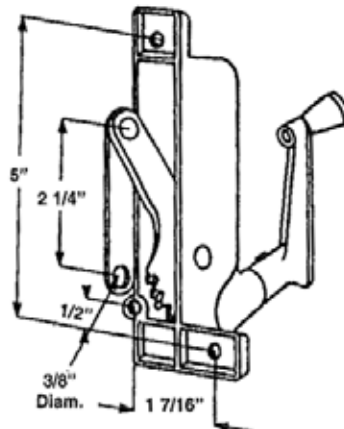
AWO 9
TUCKER 700 SERIES



AWO 11
SUPERIOR 600 SERIES
AWO 109 BRONZE



AWO 16 CROWN
AWO 92 BRONZE

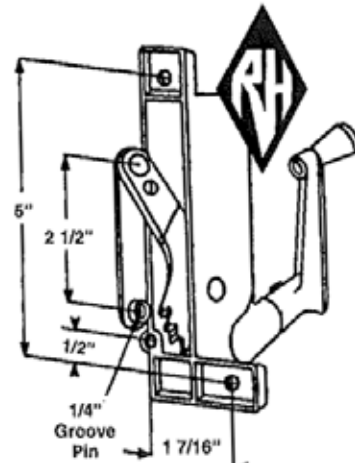


AWO 33
OLD STYLE CROWN



**#1
IN SERVICE**

IF IN DOUBT ON
ANY PART SEND SAMPLE
FOR IDENTIFICATION



AWO 42
PINO

1A12
SECTION A
REV. 12/02

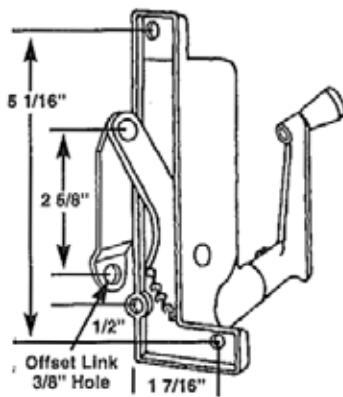


REPLACEMENT HARDWARE Mfg., Inc.

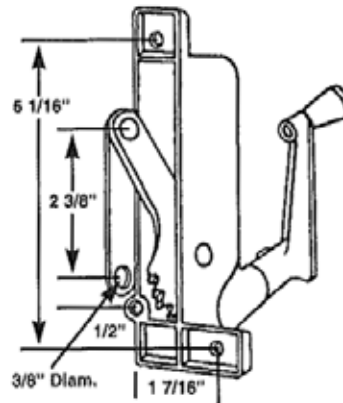
500 West 84th Street ♦ Hialeah ♦ Florida 33014 ♦ USA
305-558-5051 ♦ Fax: 305-557-5239 ♦ Toll Free: 1-800-780-5051
www.rhmfg.com ♦ www.replacement-hardware.com

**#1
IN
SERVICE**

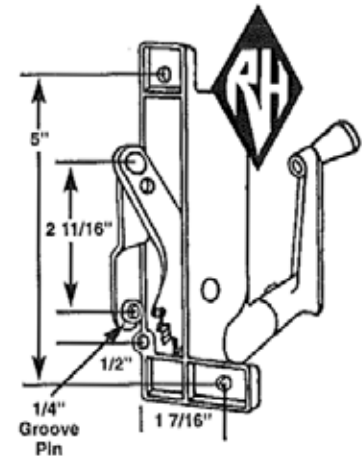
TYPE III • ONE OVER TWO OFFSET HOLE



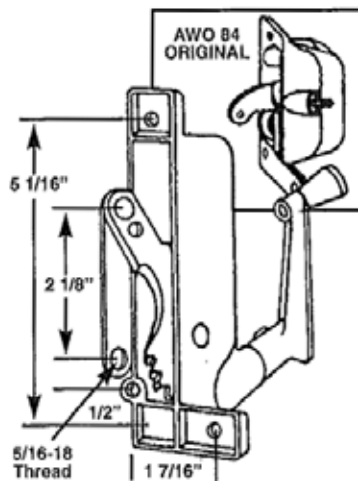
AWO 22 ALCAN/ANDERSON
AWO 93 WHITE
AWO 112 BRONZE



AWO 24
HARCAR OLD STYLE



AWO 46
DURAL/CENTRAL



AWO 84
TRUSEAL

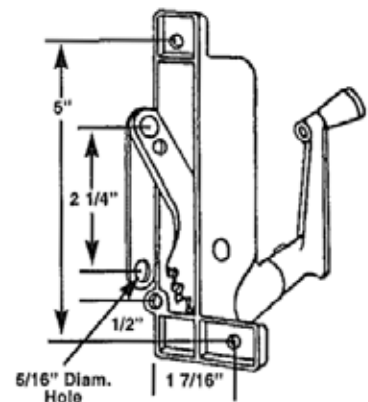


REPLACEMENT
HARDWARE

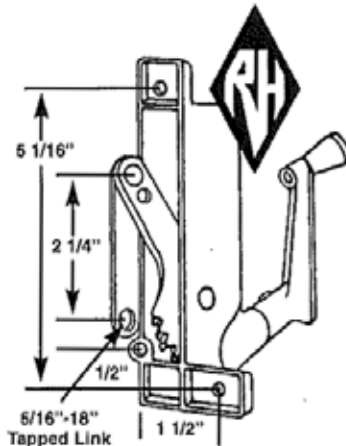
#1

IN
SERVICE

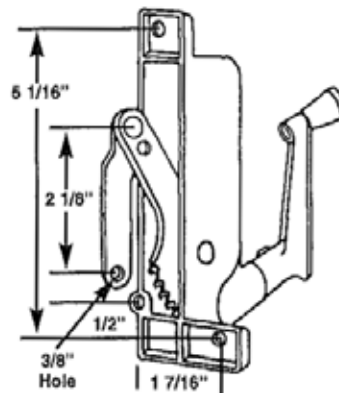
Replacement Hardware Mfg. was established in August, 1981 as a supplier of obsolete hardware for windows and doors. From that small beginning, we have grown to a 15,000 square foot warehouse, where we manufacture and distribute to our customers around the world.



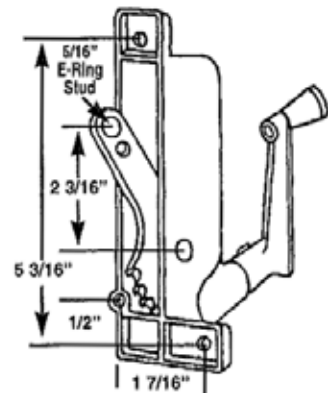
AWO 104
OLD ANDERSON



AWO 105
CROSSLY NEW



AWO 117



AWO 125
TUCKER HD

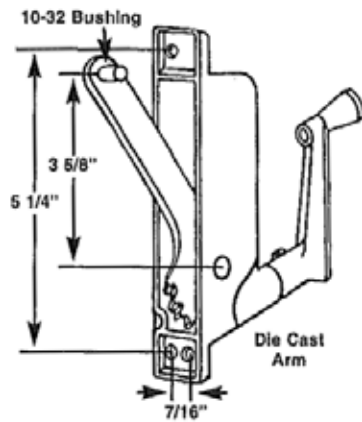


REPLACEMENT HARDWARE Mfg., Inc.

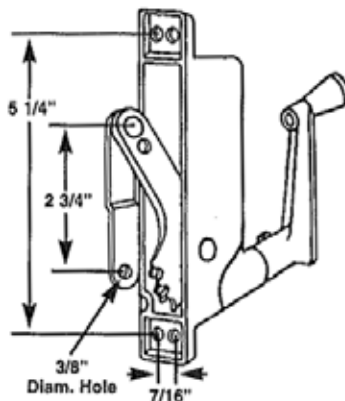
500 West 84 Street, Hialeah, FL 33014
(305) 558-5051 • FAX 305-557-5239 • NATIONAL 800-780-5051

1A13
SECTION A
REV. 7/99

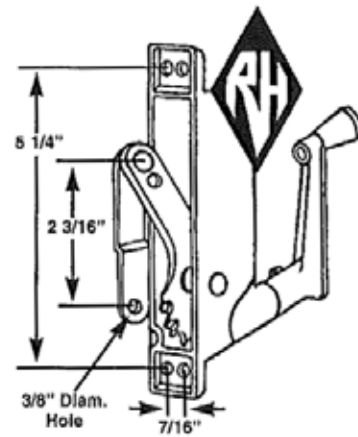
TYPE IV • TWO OVER TWO STRAIGHT



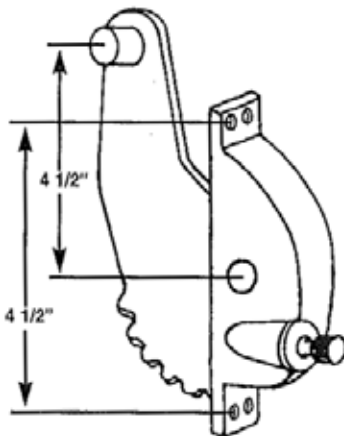
AWO 50 DIBBS
AWO 50S
2 5/8" SECTOR - 1/4-20 THREAD



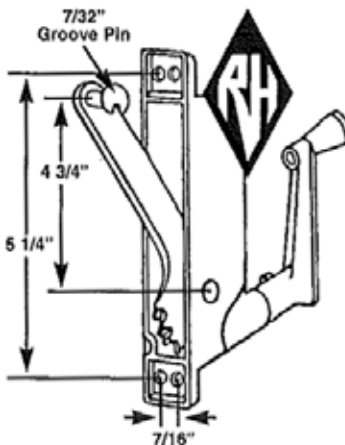
AWO 53
OLD WARE 2/2



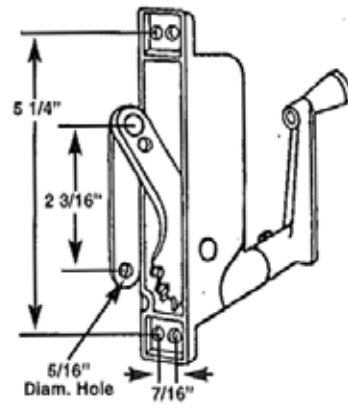
AWO 70
WARE 2/2



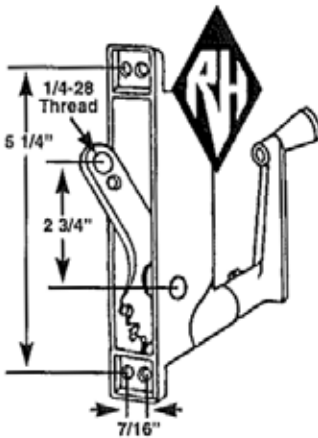
AWO 75
LUDMAN



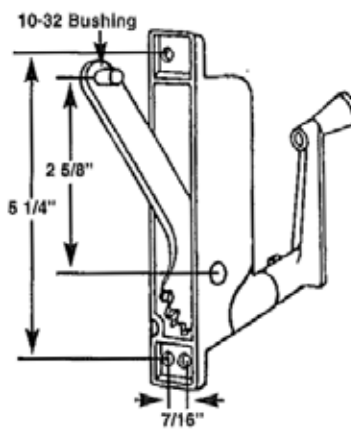
AWO 75 REP
LUDMAN REPLACEMENT



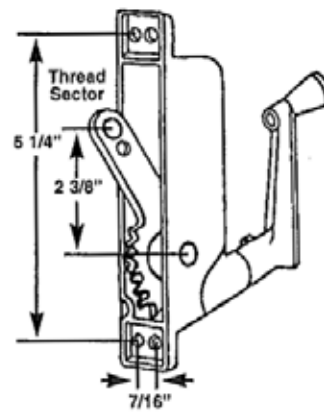
AWO 77



AWO 106

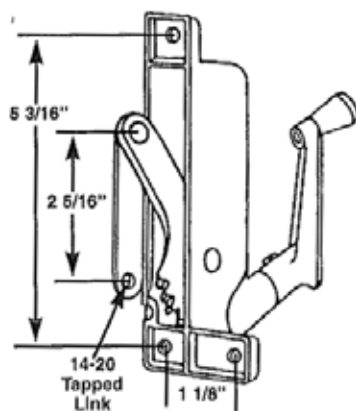


AWO 122
FLORIDA

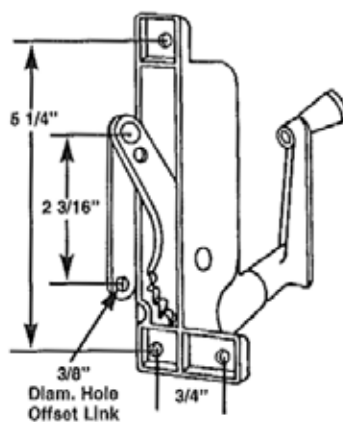


AWO 123

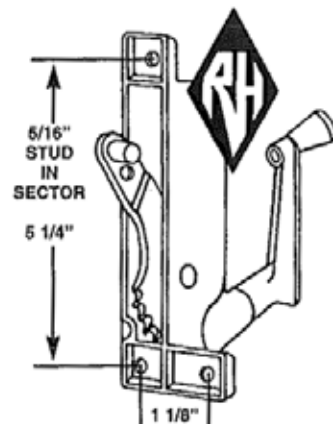




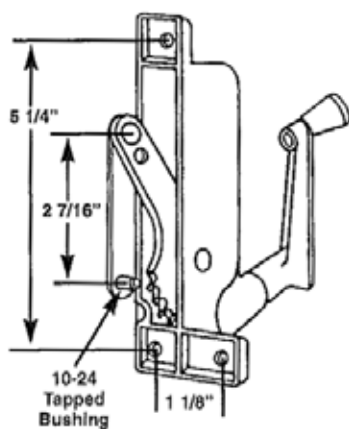
AWO 34 SECURITY
AWO 113 BRONZE



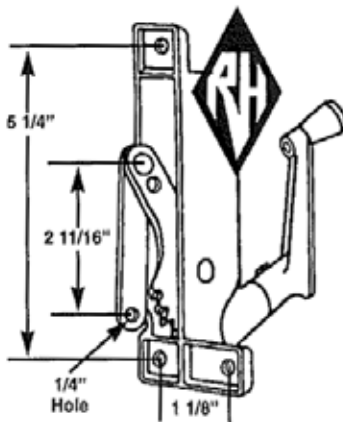
AWO 37
SUPERIOR 700



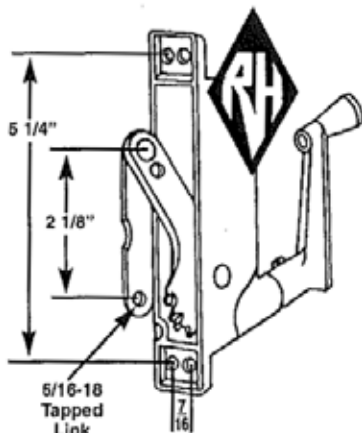
AWO 44
STANLEY MODEL 43



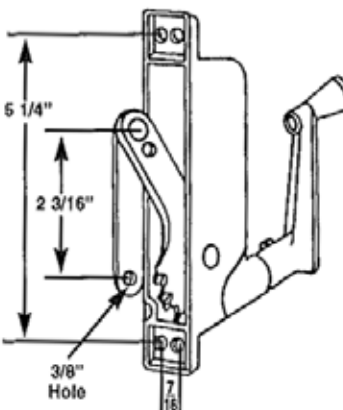
AWO 48
REMINGTON



AWO 40
ARNOLD

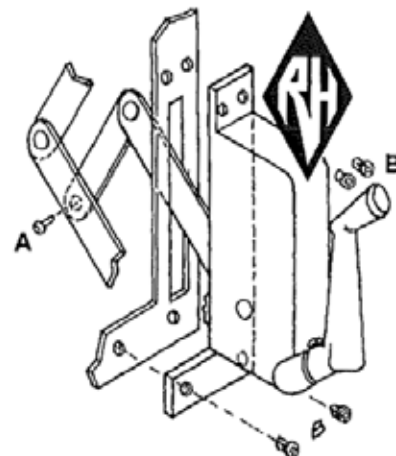


AWO 14
LOOK C/G-RUSCO



AWO 12
LEMCO/CROFT

IDENTIFICATION AND INSTALLATION INSTRUCTIONS



HANDING IS DETERMINED FROM
THE INSIDE LOOKING OUT.

Select operator according to link,
length and mounting-hole pattern.
Other dimensions are not critical.

1. Remove old operator by disconnecting attachment link from torque bar arm or moving bar A.
2. Remove mounting screws B.
3. Installation of New Operator: Attach link to torque bar or moving bar A.
4. Insert mounting screws in location shown and tighten B.

Operator with Offset Gear Arm Will
Replace Center Gear Operator.



REPLACEMENT HARDWARE Mfg., Inc.

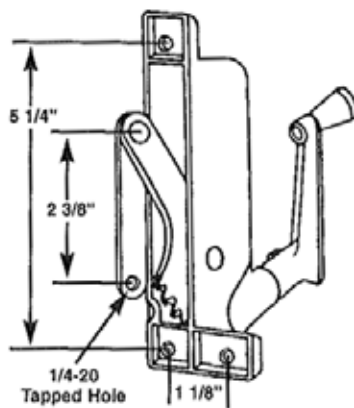
500 West 84 Street, Hialeah, FL 33014

(305) 558-5051 • FAX 305-557-5239 • NATIONAL 800-780-5051

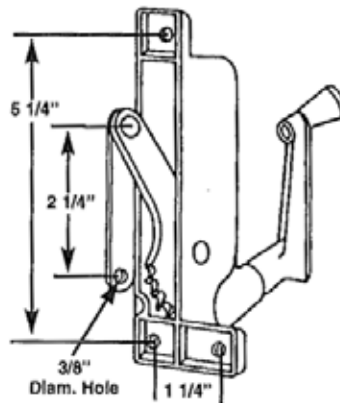
1A15
SECTION A

REV. 9/96

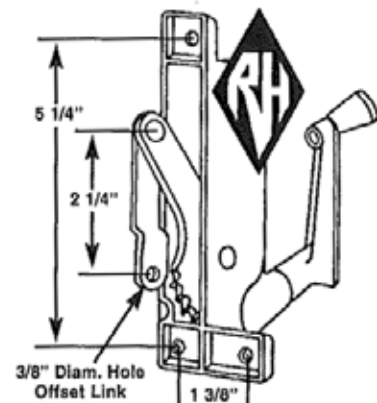
TYPE II - ONE OVER TWO DOG LEG



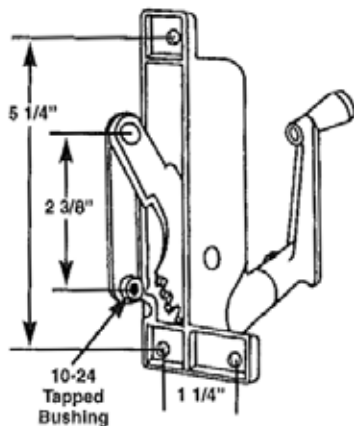
AWO 3 AIR CONTROL/KELLER
AWO 56 H.D. OPERATOR
AWO 62 BRONZE



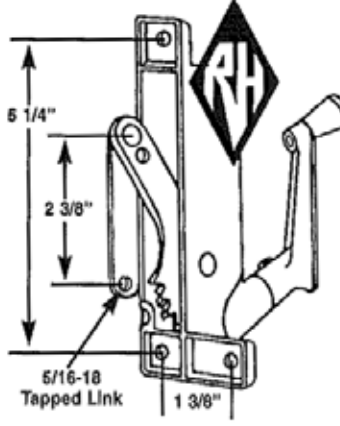
AWO 4
ABC NEW STYLE



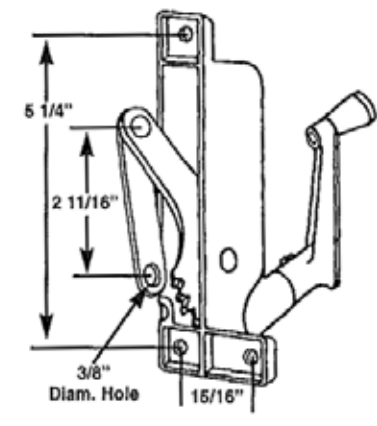
AWO 6 STANLEY/CE #46
AWO 63 BRONZE
AWO 157 WHITE



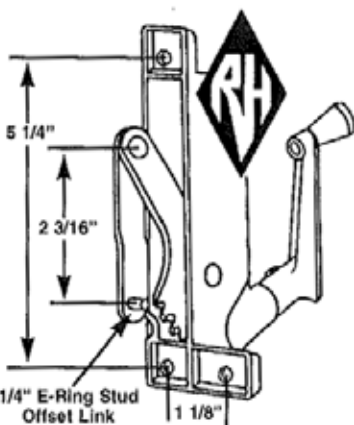
AWO 13 H.D.
TUCKER 600 LOCKMASTER
AWO 64 DECO



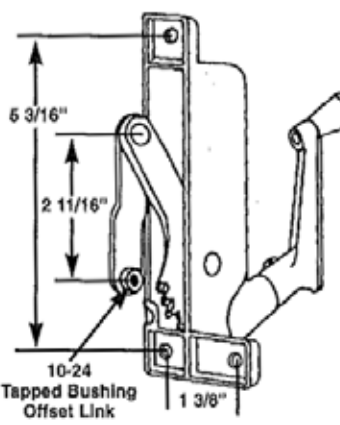
AWO 15 RUSCO/LOOK SERIES 600
AWO 54 H.D. OPERATOR
AWO 67 BRONZE



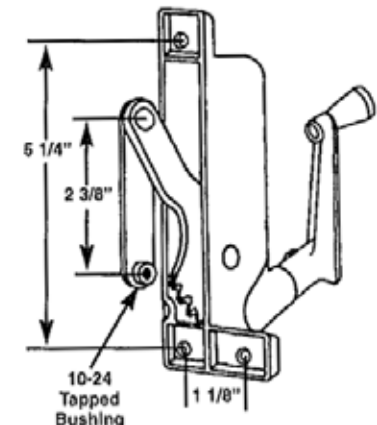
AWO 18 NU AIRE
AWO 57 BRONZE



AWO 20
AIRE-LOK



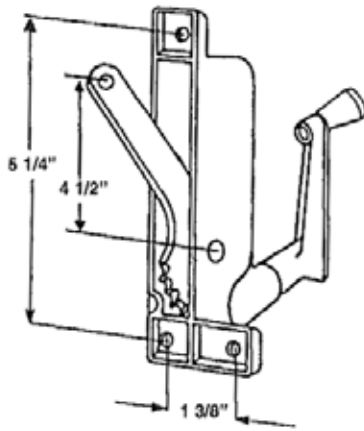
AWO 23
WELLS-CARMEL/WALLACE
AWO 108 BRONZE



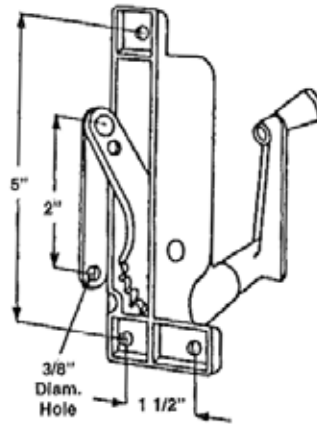
AWO 25 T.M.
AWO 69 BRONZE



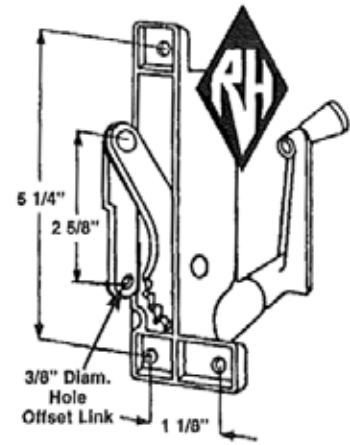
TYPE II - ONE OVER TWO DOG LEG



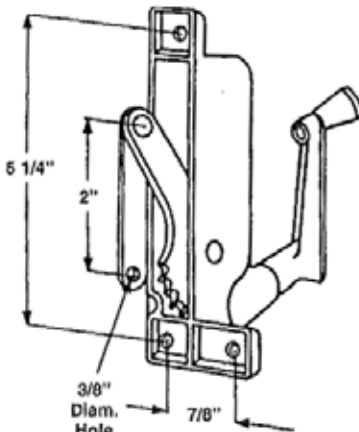
AWO 38 LUDMAN



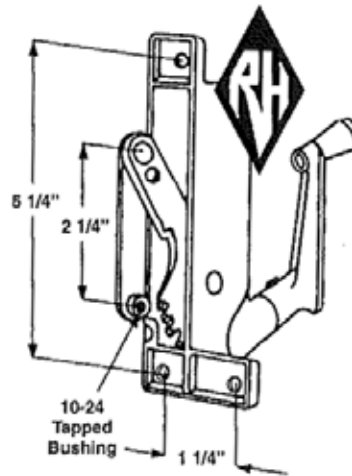
AWO 47 WINDOW MASTER



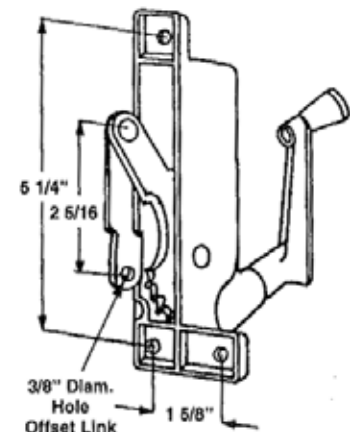
AWO 51 WILLIAMS



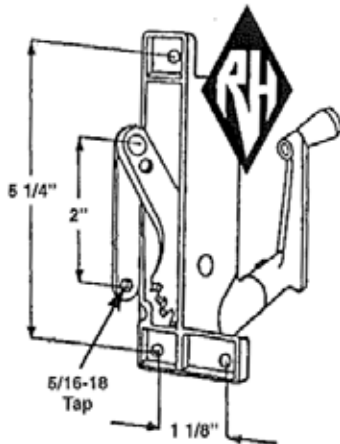
AWO 58 UALCO '95



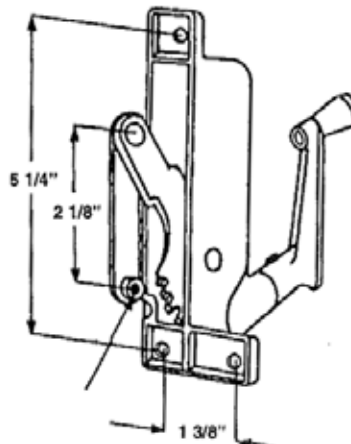
AWO 65 AIRELOK



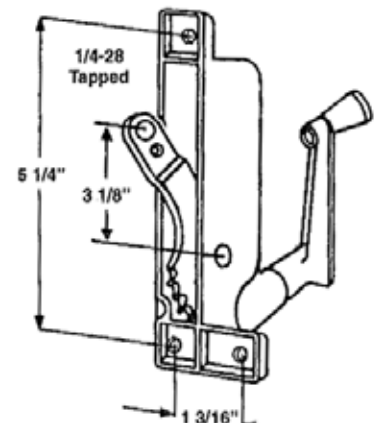
AWO 66 ROLLYSON



AWO 71 BELLHOUSE



AWO 74 AUTO LOCK



AWO 80 TROPICAL

TYPE II - ONE OVER TWO DOG LEG

**#1
IN
SERVICE**



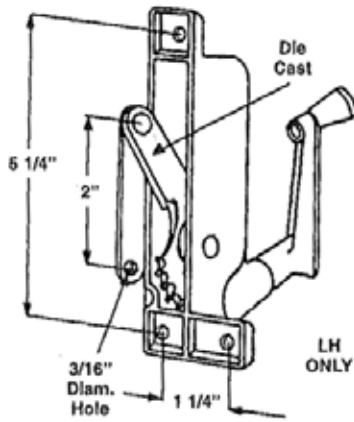
REPLACEMENT HARDWARE Mfg., Inc.

500 West 84th Street ♦ Hialeah ♦ Florida 33014 ♦ USA
305-558-5051 ♦ Fax: 305-557-5239 ♦ Toll Free: 1-800-780-5051
www.rhmfg.com ♦ www.replacement-hardware.com

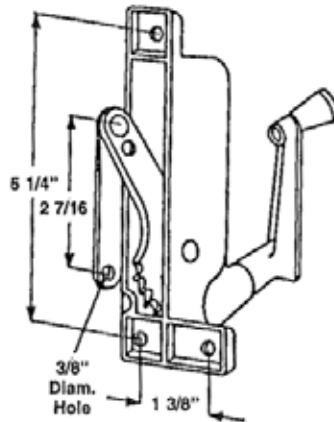
1A17
SECTION A
REV. 8/01

TYPE II - ONE OVER TWO DOG LEG

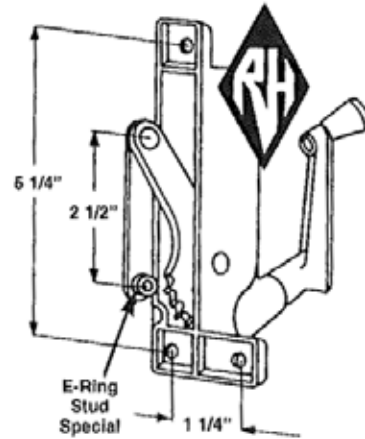
TYPE II - ONE OVER TWO DOG LEG



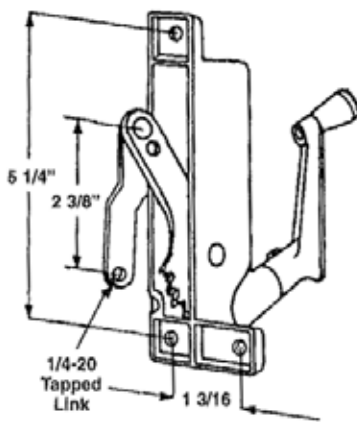
AWO 81 DIBBS



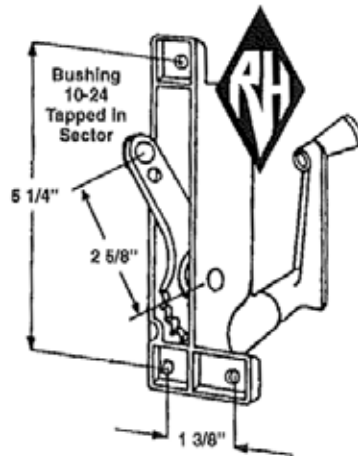
AWO 88 ABC



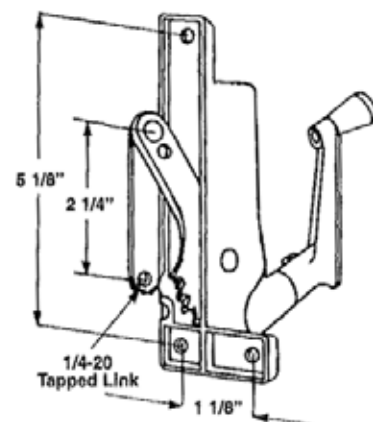
AWO 107 SILVERLINE



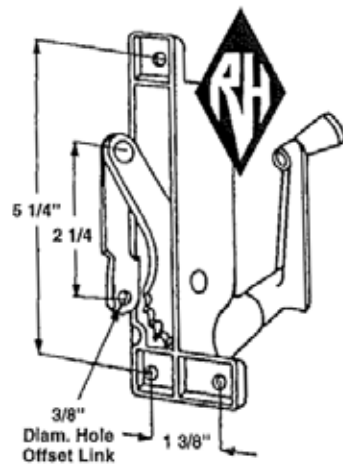
AWO 116 TRUSCON



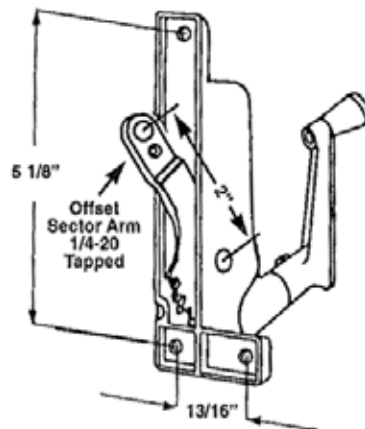
AWO 118 US ALUM



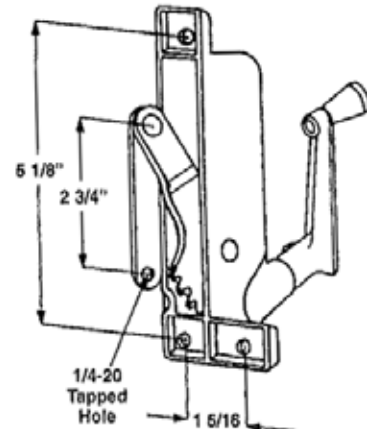
AWO 124



AWO 127 BASS



AWO 132 MIAMI HIGH



AWO 137 KELLER '90

1A18
SECTION A
REV. 8/01



REPLACEMENT HARDWARE Mfg., Inc.

500 West 84th Street ♦ Hialeah ♦ Florida 33014 ♦ USA
305-558-5051 ♦ Fax: 305-557-5239 ♦ Toll Free: 1-800-780-5051
www.rhmf.com ♦ www.replacement-hardware.com

**#1
IN
SERVICE**

STANLEY MODEL 40

LH SHOWN



3/8 HEX

WOH 10
SHAFT FOR
CENTER GEAR



FAS 11
#21 3/16"
E RING



AWO 29
ANGLE ADP
OPERATOR



5/16 HEX

AWO 27
CENTER GEAR
OPERATOR



3/8 HEX

WOH 7
HANDLE
CENTER GEAR

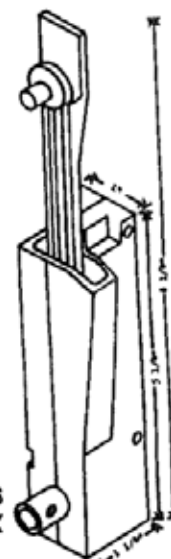


3/8 HEX

WOH 14
HANDLE
ANGEL ADP



WPA 500
5/16 HEX
ROD

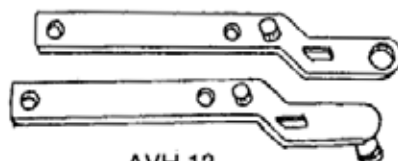


5/16
HEX

AWO 28
JACKSCREW
OPERATOR
SPECIFY
R OR L



AVH 13
HINGE
BRACKETS

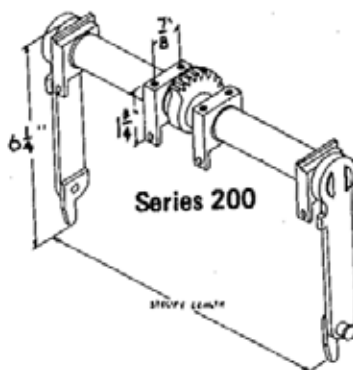


AVH 12
VENT
HINGE



FAS 22
VENT HINGE
PIN

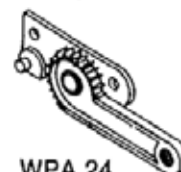
UALCO HARDWARE



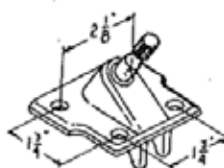
Series 200



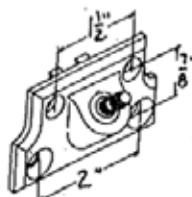
AWO 36
300 SERIES
W/POLE EYE



WPA 24
WPA 25



AWO 31
200 SERIES
CENTER GEAR



AWO 30
100 SERIES
CENTER GEAR



WPA 26



WPA 27



WPA 31



REPLACEMENT HARDWARE Mfg., Inc.

500 West 84th Street ♦ Hialeah ♦ Florida 33014 ♦ USA
305-558-5051 ♦ Fax: 305-557-5239 ♦ Toll Free: 1-800-780-5051

1A19
SECTION A
REV. 9/95

CLEARSTORY ACCESSORIES



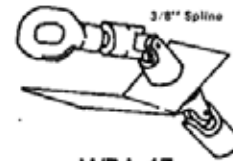
UNIVERSAL JOINT

WPA 12 3/8 SP - 3/8 SP
WPA 12A 5/16 HEX - 3/8 SP
WPA 12S 3/8 RD - 3/8 RD
WPA 13 5/16 SP - 5/16 SP
WPA 14 5/16 HEX - 5/16 HEX

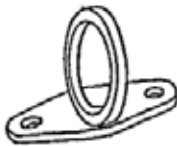


UNIVERSAL JOINT

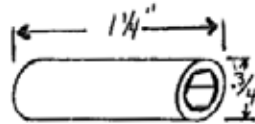
WPA 9 3/8 SP
WPA 10 5/16 SP
WPA 11 5/16 HEX



WPA 17
90° UNIVERSAL
JOINT W/POLE EYE
& SUPPORT BRACKET



WPA 22
POLE RING



WPA 56 3/8 SPLINE - 5/16 HEX
WPA 115 5/16 SPLINE - 5/16 HEX
WPA 57 5/16 HEX - 5/16 HEX
COUPLER




WPA 44 5/16 SPLINE - 5/16 HEX
WPA 59 3/8 SPLINE - 5/16 HEX



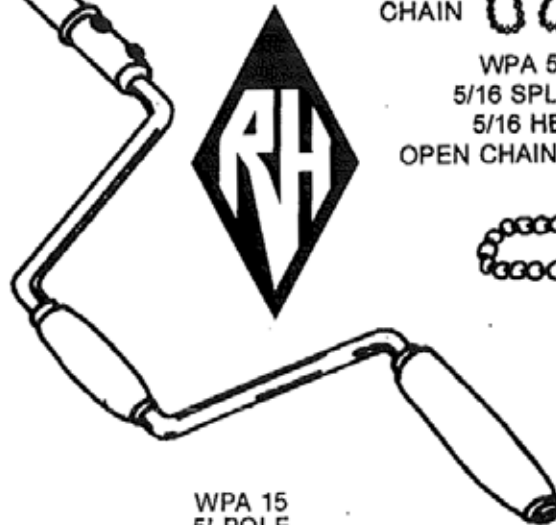
WPA 8
HOOK FOR
CLEARSTORY
POLE



WPA 5
HANDLE FOR
CLEARSTORY
POLE



WPA 500
5/16 HEX ROD

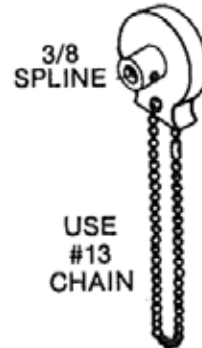


WPA 15
5' POLE
CONTACT CUSTOMER SERVICE
FOR OTHER LENGTHS




USE
#10
CHAIN

WPA 52
5/16 SPLINE
5/16 HEX
OPEN CHAIN WHEEL



USE
#13
CHAIN

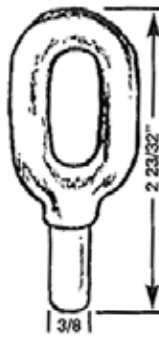
WPA 78
SMALL CHAIN
WHEEL



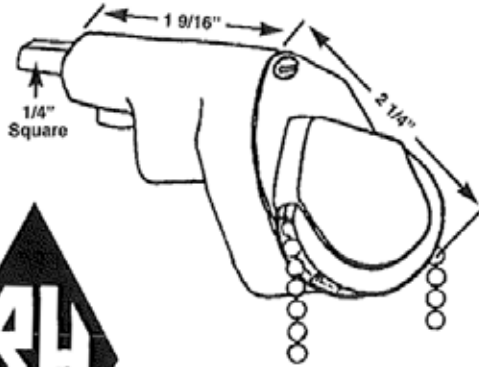
WPA 1
#13 BEADED
CHAIN 1/4"
WPA 2
COUPLING FOR
#13 CHAIN
WPA 3
#10 BEADED
CHAIN
WPA 4
COUPLING FOR
#10 CHAIN 3/16"



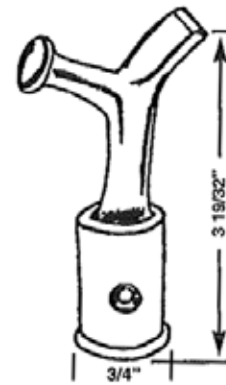
OVER-SILL WINDOW ACCESSORIES



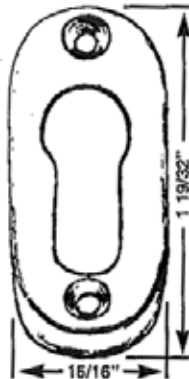
WPA 85
POLE-EYE



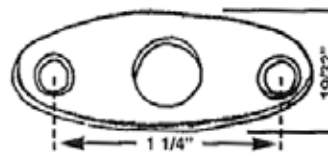
WPA 114
CHAIN
WHEEL



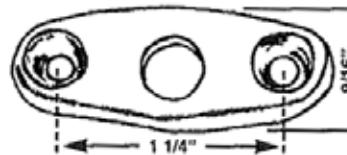
WPA 91
POLE HOOK



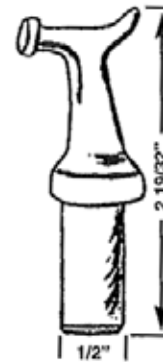
WPA 92
POLE
HANGER



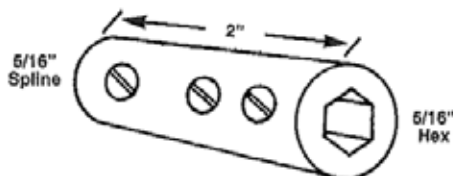
WPA 90
POLE RING



WPA 98
POLE RING

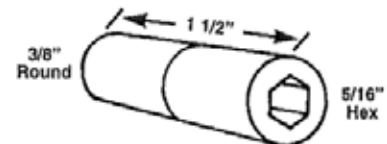


WPA 97
CAST ALUMINUM
WPA 97WB
WHITE BRONZE ALLOY
POLE HOOKS

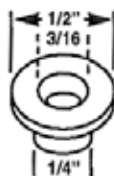


WPA 115
EXTENSION

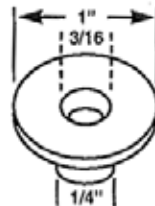
**IF IN DOUBT ON
ANY PART, SEND
SAMPLE FOR
IDENTIFICATION**



WPA 119
COUPLING



WPA 109
COLLETT
TM 700



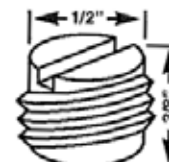
WPA 81
HAT
BUSHING



WPA 83
.180 PLUG



WPA 84
.235 PLUG



WPA 88
1/2 " NYLON
SET SCREW

**#1
IN
SERVICE**



REPLACEMENT HARDWARE Mfg., Inc.

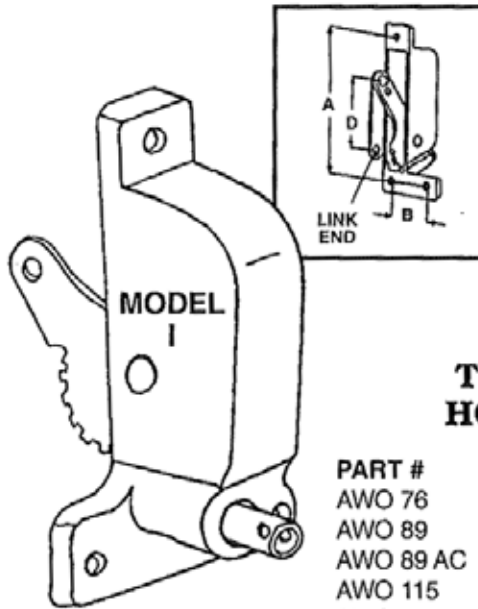
500 West 84th Street ♦ Hialeah ♦ Florida 33014 ♦ USA
305-558-5051 ♦ Fax: 305-557-5239 ♦ Toll Free: 1-800-780-5051
www.rhmfg.com ♦ www.replacement-hardware.com

1A21
SECTION A
REV. 2/03

OVER-SILL WINDOW ACCESSORIES

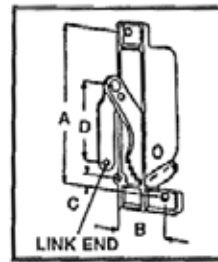
OVER-SILL OPERATORS

OVER-SILL OPERATORS



TYPE II HOUSING

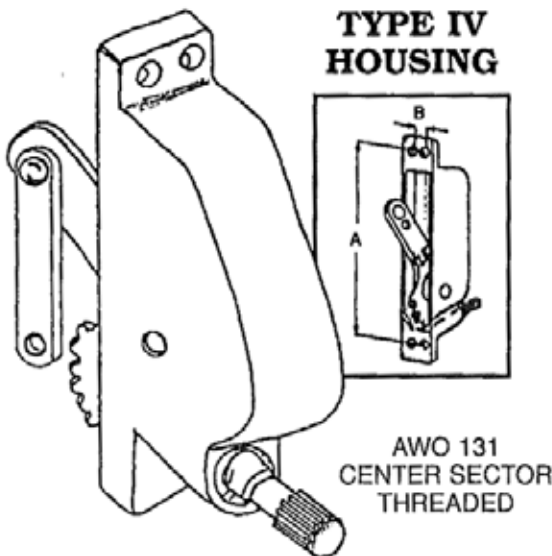
PART #	MODEL	A	B	C	D	LINK	LINK END
AWO 98	I	5 1/4	1 3/8	N/A	2 1/4	OS	8-32 BUS
AWO 114M	I	5 1/4	1 5/8	N/A			



**#1
IN
SERVICE**

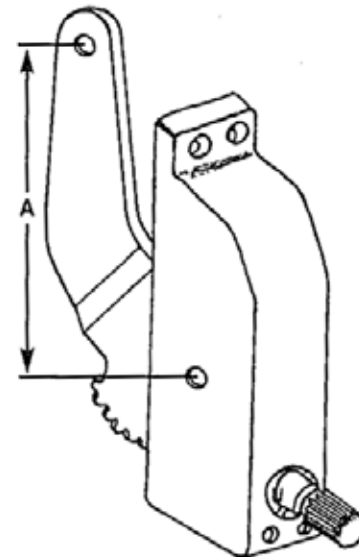
TYPE III HOUSING

PART #	MFR	MODEL	A	B	C	D	LINK	LINK END
AWO 76	MIAMI	I	5 1/8	1 1/2	3/8	2 3/16	OS	5/16-18
AWO 89	SUPERIOR	I	5 1/8	1 7/16	3/8	2 1/4	S	5/16-18
AWO 89 AC	SUPERIOR	A	5 1/8	1 7/16	3/8	2 1/4	OS	5/16-18
AWO 115	CROWN	I	5 1/16	1 7/16	1/2	2 1/4	S	3/8 HOLE
AWO 120	TRUSCON 600	I	5 1/8	1 3/8	1/2	2 3/8	OS	1/4-20 H
AWO 139	HARCAR	I	5 1/16	1 7/16	1/2	2 1/2	OS	5/16-18



TYPE IV HOUSING

AWO 131
CENTER SECTOR
THREADED



PART #	MFR	A
AWO 90	AUTOLOK	6 1/4"
AWO 133	AUTOLOK	4 3/4"




WOH 9
HANDLE
5/16" HEX



WOH 47
HANDLE
3/8" ROUND

WOH 32
5/16" HEX
6"

WOH 33
5/16" HEX
6"



USE WITH MODELS I, P & W



1A22
SECTION A
REV. 2/03



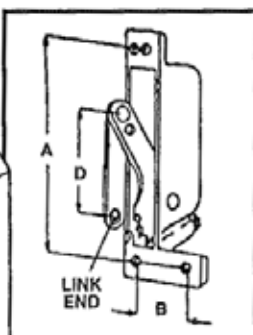
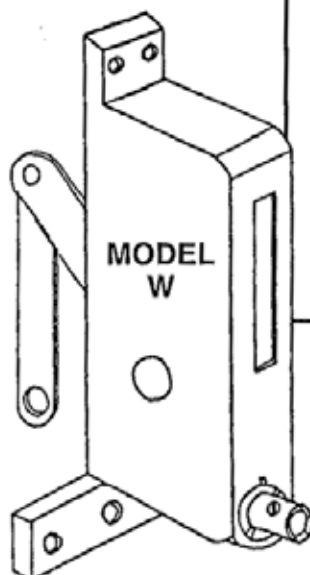
REPLACEMENT HARDWARE Mfg., Inc.

500 West 84th Street ♦ Hialeah ♦ Florida 33014 ♦ USA
305-558-5051 ♦ Fax: 305-557-5239 ♦ Toll Free: 1-800-780-5051
www.rhmfg.com ♦ www.replacement-hardware.com

**#1
IN
SERVICE**

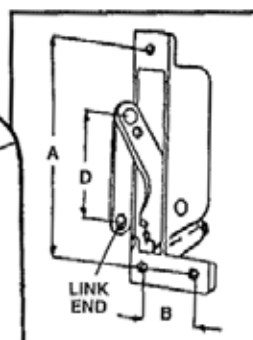
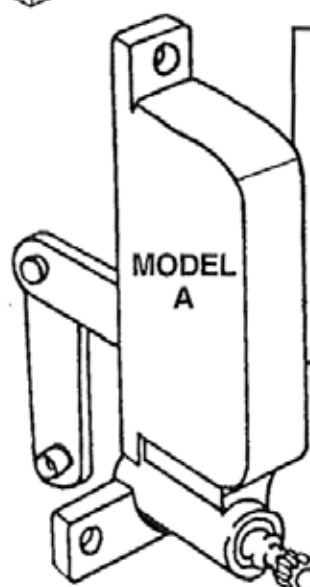
OVER-SILL OPERATORS ARE USED IN CLERESTORY DESIGN

NORMALLY OPERATED BY CHAIN
WHEEL OR UNIVERSAL JOINT




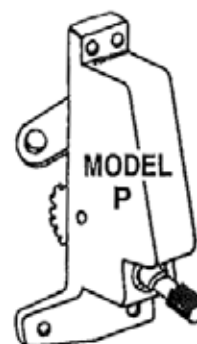
PART #	MFR	MODEL	A	B	C	D	LINK	LINK END
AWO 87	WARE	W	5 1/4	7/8	N/A	2 5/8	S	3/8 HOLE
AWO 96	WALLACE	W	5 1/4	7/8	N/A	2 5/16	S	10/24 BUS
AWO 114	YALE OGRON	I	5 1/4	7/8	N/A	2 3/16	S	3/8 HOLE
AWO 153	NU AIRE	A	5 1/4	1 1/8	N/A	2 3/16	S	1/4-20 TAP
AWO 164	PAN AM	A	5 1/4	15/16	N/A	2 5/8	S	5/16-18 TAP

TYPE I HOUSING




PART #	MFR	MODEL	A	B	C	D	LINK	LINK END
AWO 82	AIR CONTROL	A	5 3/16	1 1/8	N/A	2 1/2	S	1/4-20 TAP
AWO 103	WARE	P	5 1/4	1 1/4	N/A	2 1/8	OS	3/8 HOLE
AWO 121	AIRELOK	A	5 1/4	1 3/8	N/A	2 5/16	S	10/32 BUSH
AWO 156	NU AIRE	A	5 1/8	15/16	N/A	2 11/16	S	3/8 HOLE
AWO 160	LAWSON	A	5 1/4	1 3/8	N/A	2 1/4	OS	3/8 HOLE

TYPE II HOUSING



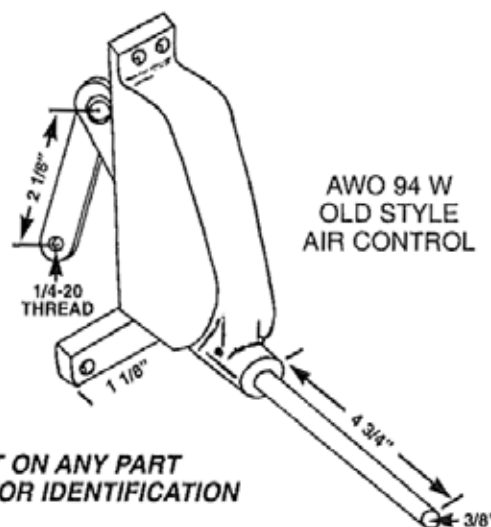
WPA 55
3/8" SPLINE
FEMALE/MALE
USE WITH MODEL A



WPA 44
5/16" SPLINE
5/16" HEX

WPA 59
3/8" SPLINE
5/16" HEX

WE'RE
#1
IN
SERVICE



IF IN DOUBT ON ANY PART
SEND SAMPLE FOR IDENTIFICATION

#1
IN
SERVICE



REPLACEMENT HARDWARE Mfg. Inc.

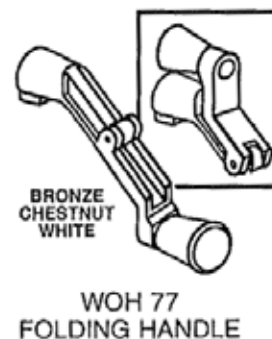
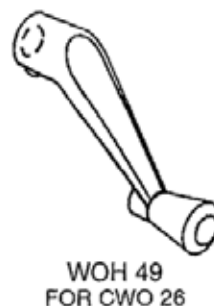
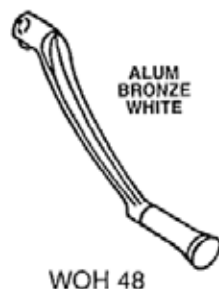
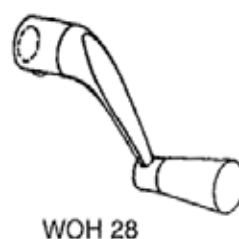
500 West 84th Street ♦ Hialeah ♦ Florida 33014 ♦ USA
305-558-5051 ♦ Fax: 305-557-5239 ♦ Toll Free: 1-800-780-5051
www.rhmf.com ♦ www.replacement-hardware.com

1A23
SECTION A
REV. 2/03

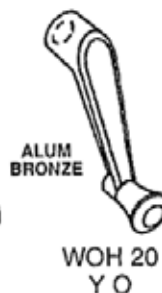
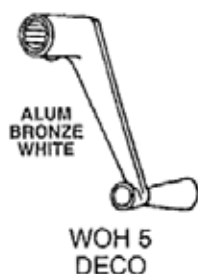
OVER-SILL OPERATORS

REPLACEMENT HANDLES FOR AWNING, CASEMENT & JALOUSIE OPERATORS

5/16" SPLINE HANDLES

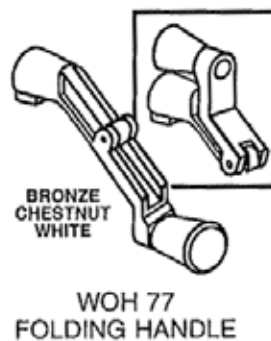
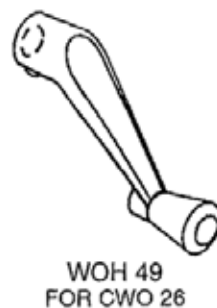


3/8" SPLINE HANDLES

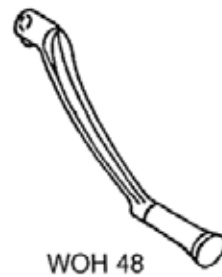
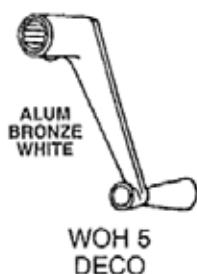
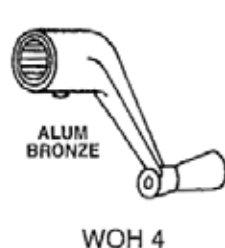


REPLACEMENT HANDLES FOR AWNING, CASEMENT & JALOUSIE OPERATORS

5/16" SPLINE HANDLES

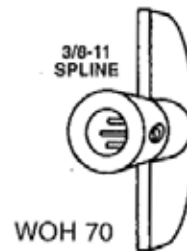
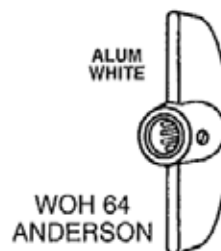
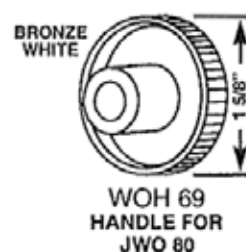
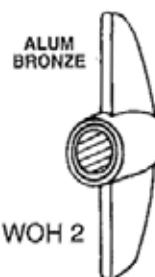
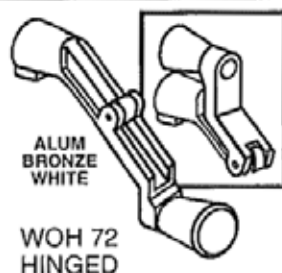


3/8" SPLINE HANDLES



REPLACEMENT HANDLES FOR AWNING, CASEMENT & JALOUSIE OPERATORS

3/8" SPLINE HANDLES



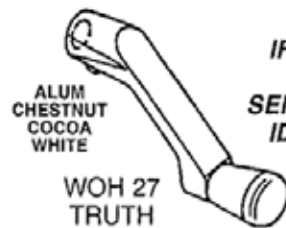
9/32" SPLINE HANDLES



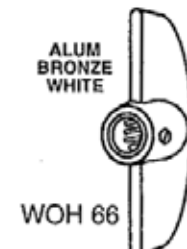
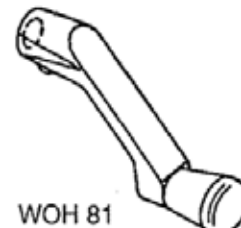
7/16" SPLINE HANDLES



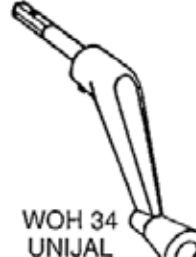
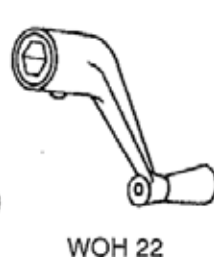
1 1/32" SPLINE HANDLES



IF IN DOUBT ON ANY PART --
SEND SAMPLE FOR IDENTIFICATION



5/16" HEX HANDLES



**#1
IN
SERVICE**



REPLACEMENT HARDWARE Mfg., Inc.

500 West 84th Street ♦ Hialeah ♦ Florida 33014 ♦ USA
305-558-5051 ♦ Fax: 305-557-5239 ♦ Toll Free: 1-800-780-5051
www.rhmfg.com ♦ www.replacement-hardware.com

1B2
SECTION B
REV. 2/03

REPLACEMENT HANDLES FOR AWNING, CASEMENT & JALOUSIE OPERATORS

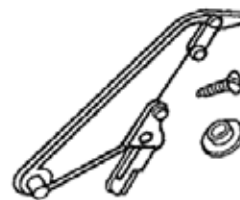
HINGES




AVH 3
ABC



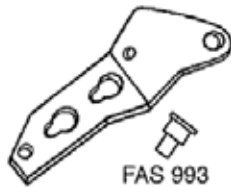
AVH 6
WILLIAMS
AAA



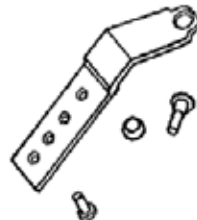
AVH 8
GENERAL



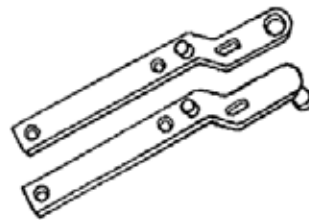
AVH 13
STANLEY
BRACKETS



AVH 10
SUPERIOR



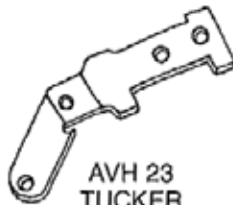
AVH 11
AIRE LOK



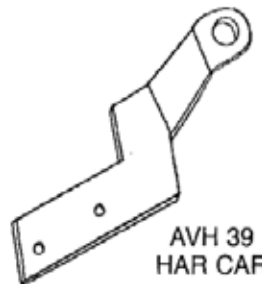
AVH 12
STANLEY #40



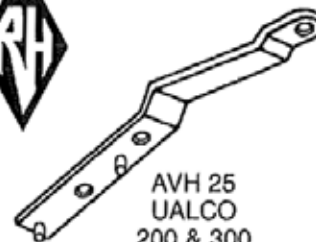
AVH 17
GATE CITY
D SASH ARM



AVH 23
TUCKER
700 SERIES



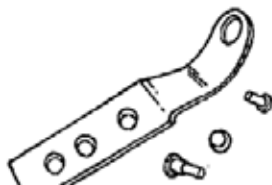
AVH 39
HAR CAR



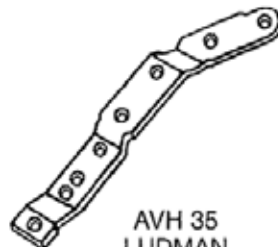
AVH 25
UALCO
200 & 300



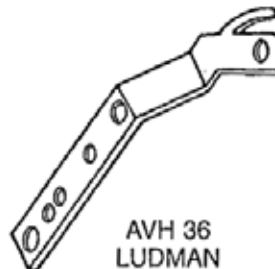
AVH 26
UALCO
350



AVH 33
YALE OGRON



AVH 35
LUDMAN



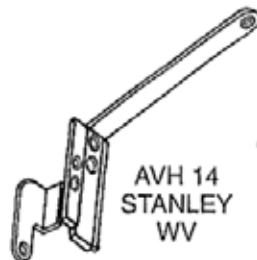
AVH 36
LUDMAN



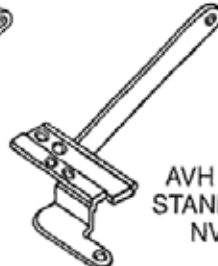
AVH 37
LUDMAN



AVH 44
SUPERIOR
OLD



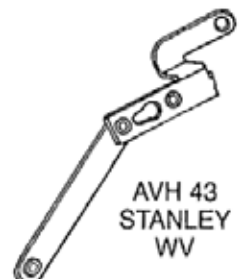
AVH 14
STANLEY
WV



AVH 15
STANLEY
NV



AVH 42
STANLEY
NV



AVH 43
STANLEY
WV

IF IN DOUBT ON ANY PART -- SEND SAMPLE FOR IDENTIFICATION.
WE ARE CONSTANTLY ADDING ADDITIONAL ITEMS TO SERVE YOU BETTER.

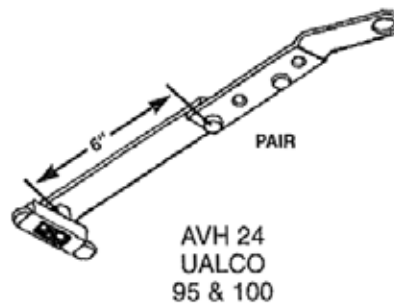
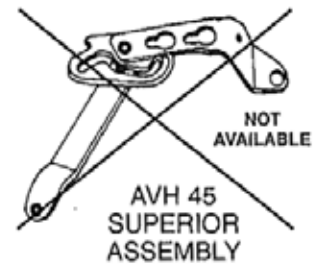
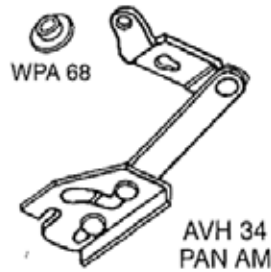
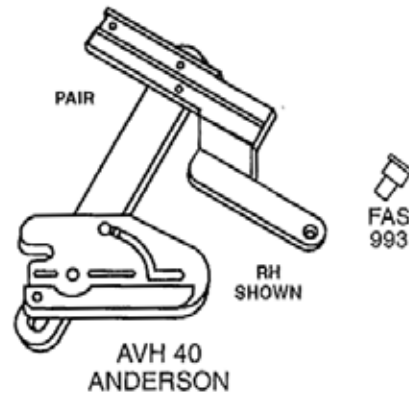
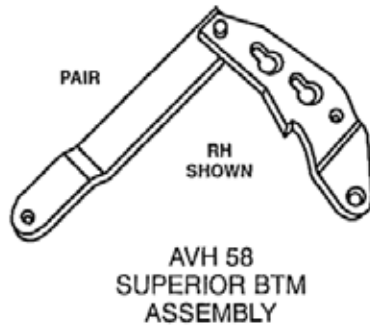
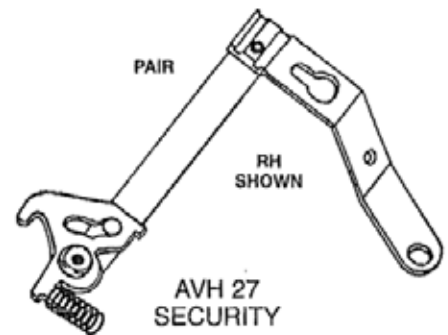
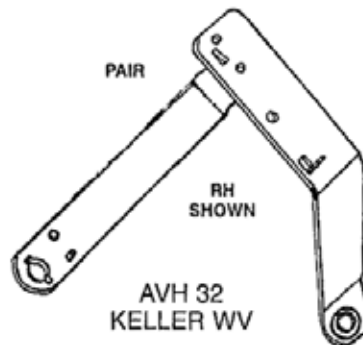
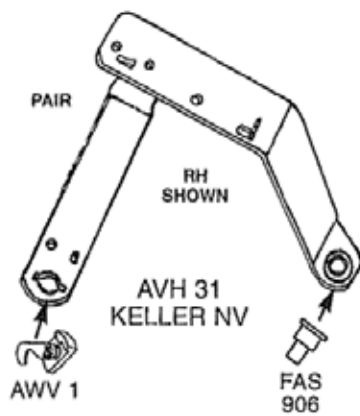


REPLACEMENT HARDWARE Mfg., Inc.

500 West 84 Street, Hialeah, FL 33014
(305) 558-5051 • FAX 305-557-5239 • NATIONAL 800-780-5051

1C1
SECTION C
REV. 1/97

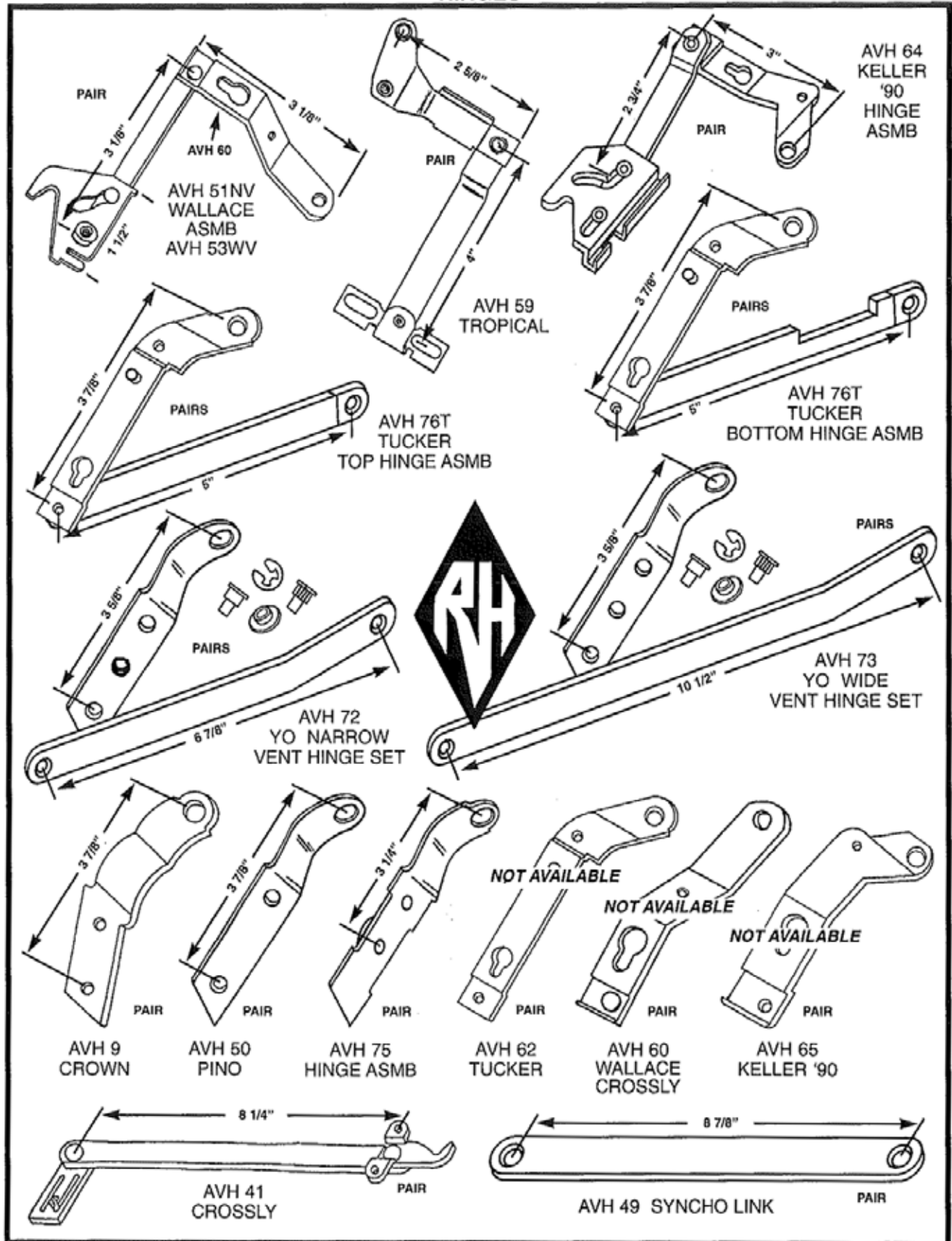
HINGES



IF IN DOUBT ON ANY PART -- SEND SAMPLE FOR IDENTIFICATION.
WE ARE CONSTANTLY ADDING ADDITIONAL ITEMS TO SERVE YOU BETTER.



HINGES



**#1
IN
SERVICE**



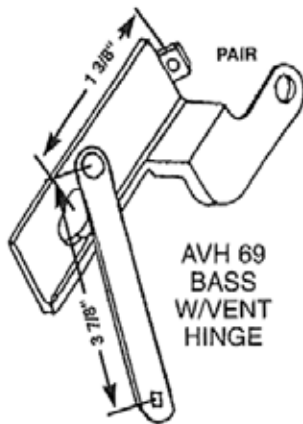
REPLACEMENT HARDWARE Mfg., Inc.

500 West 84th Street ♦ Hialeah ♦ Florida 33014 ♦ USA
305-558-5051 ♦ Fax: 305-557-6239 ♦ Toll Free: 1-800-780-5051
www.rhmfg.com ♦ www.replacement-hardware.com

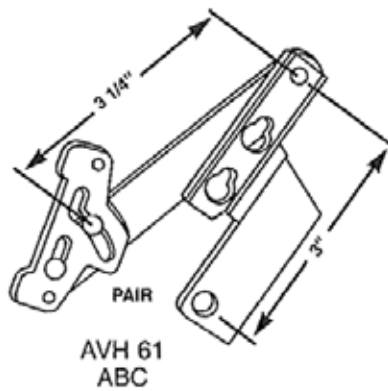
1C3
SECTION C
REV. 12/03

HINGES

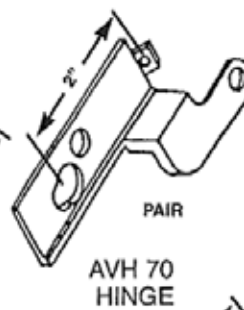
HINGES



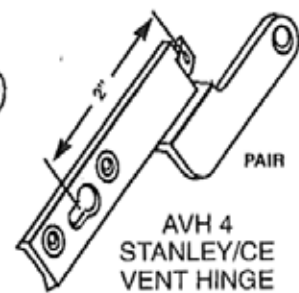
AVH 69
BASS
W/VENT
HINGE



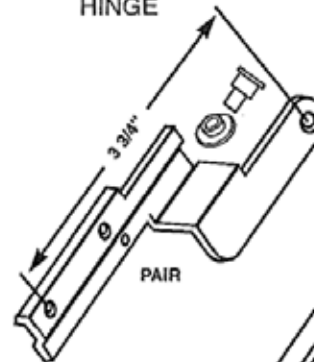
AVH 61
ABC



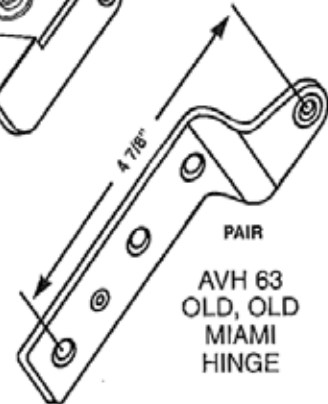
AVH 70
HINGE



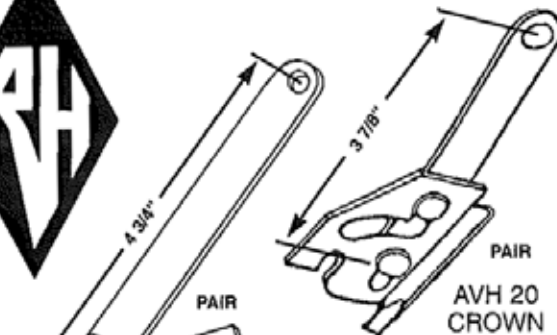
AVH 4
STANLEY/CE
VENT HINGE



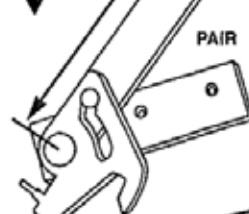
AVH 5
STANLEY/CE
VENT HINGE



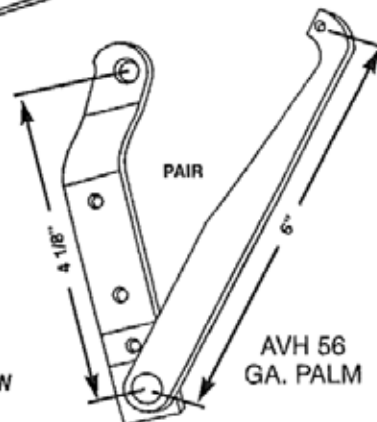
AVH 63
OLD, OLD
MIAMI
HINGE



AVH 20
CROWN

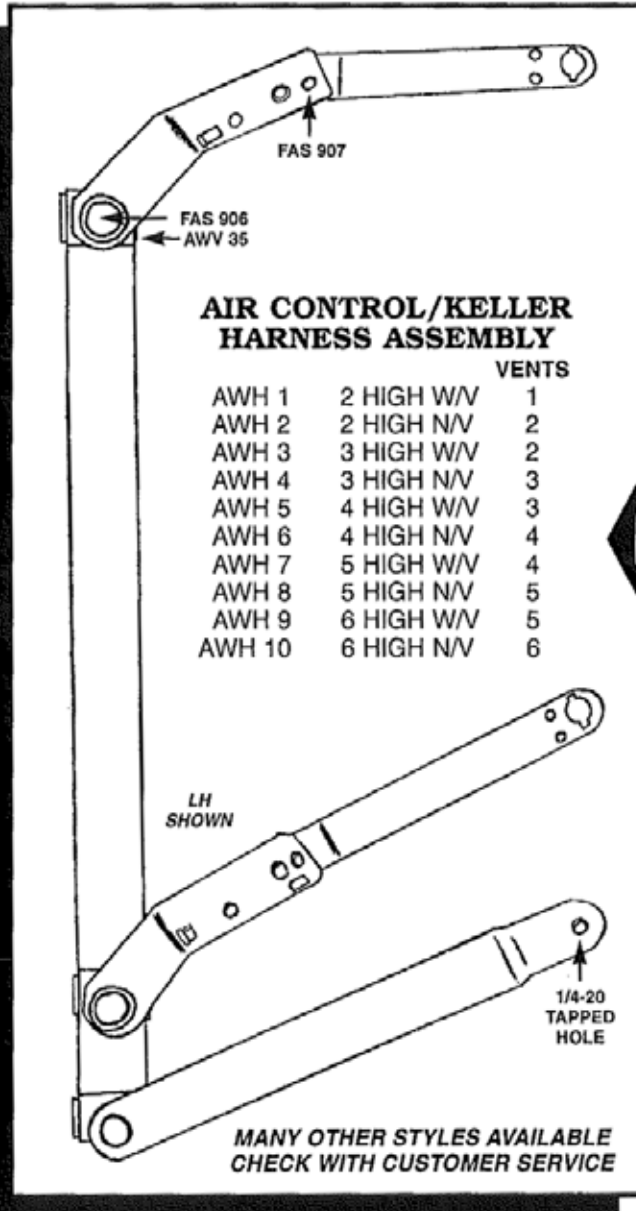


AVH 55
DURAL



AVH 56
GA. PALM

IF IN DOUBT
ON ANY
PART SEND
SAMPLE FOR
IDENTIFICATION



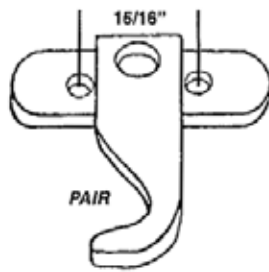
AIR CONTROL/KELLER HARNESS ASSEMBLY

VENTS		
AWH 1	2 HIGH W/V	1
AWH 2	2 HIGH N/V	2
AWH 3	3 HIGH W/V	2
AWH 4	3 HIGH N/V	3
AWH 5	4 HIGH W/V	3
AWH 6	4 HIGH N/V	4
AWH 7	5 HIGH W/V	4
AWH 8	5 HIGH N/V	5
AWH 9	6 HIGH W/V	5
AWH 10	6 HIGH N/V	6

MANY OTHER STYLES AVAILABLE
CHECK WITH CUSTOMER SERVICE

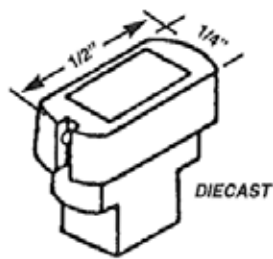


WINDOW ACCESSORIES



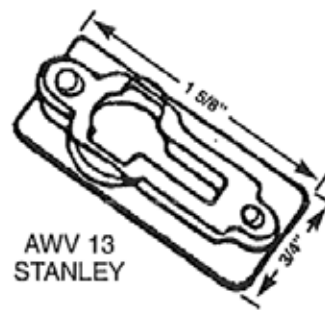
PAIR

AWV 2
TOP

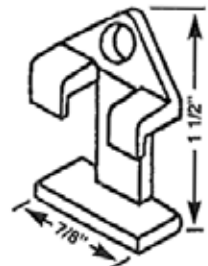


DIECAST

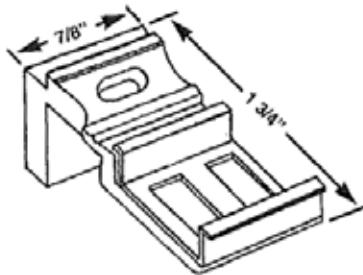
AWV 9
STANLEY



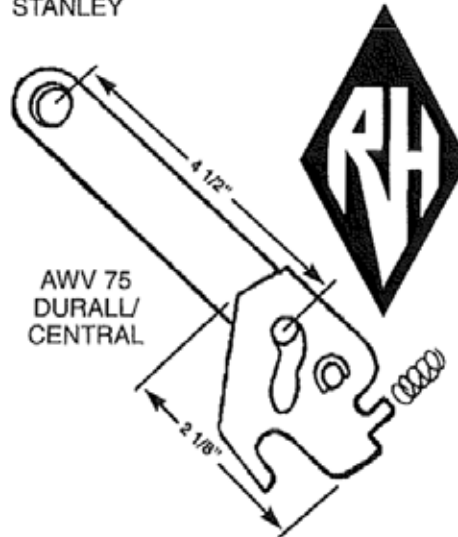
AWV 13
STANLEY



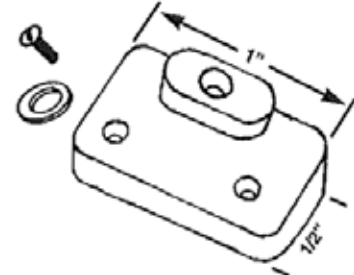
AWV 16
MIAMI



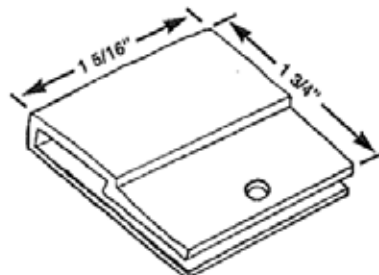
AWV 53
SUPERIOR
CLIP



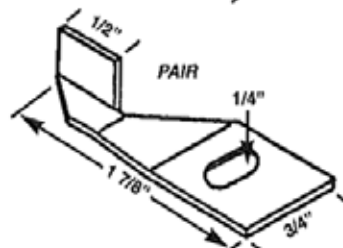
AWV 75
DURALL/
CENTRAL



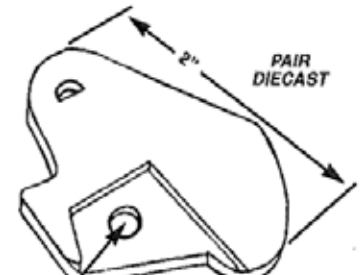
AWV 63
OLD ANDERSON



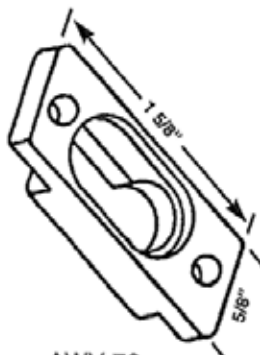
AWV 65
SUPERIOR
PB GUIDE



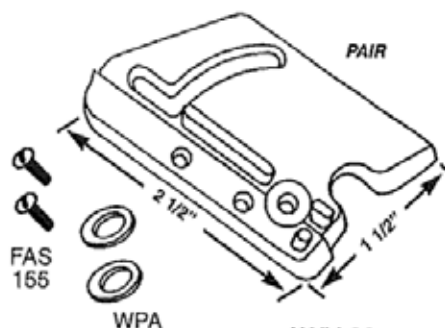
AWV 51
OLD SUPERIOR



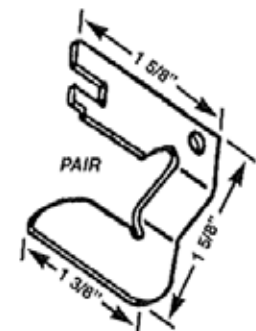
FAT 953
AWV 49
SUPERIOR



AWV 70
BALANCE
BLOCK



AWV 20
ANDERSON
CAMS



AWV 78
LUDMAN/
AUTOLOK

WINDOW ACCESSORIES

**#1
IN
SERVICE**



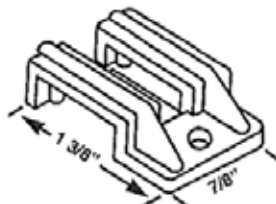
REPLACEMENT HARDWARE Mfg., Inc.

500 West 84th Street ♦ Hialeah ♦ Florida 33014 ♦ USA
305-558-5051 ♦ Fax: 305-557-5239 ♦ Toll Free: 1-800-780-5051
www.rhmfg.com ♦ www.replacement-hardware.com

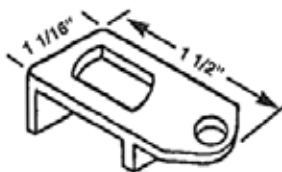
1D1
SECTION D
REV. 2/02

SLIDE BAR GUIDES

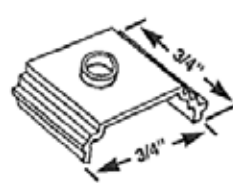
SLIDE BAR GUIDES



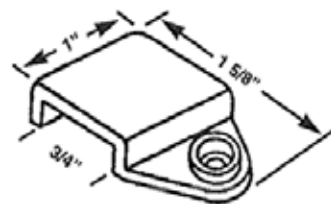
AWV 19
LUDMAN



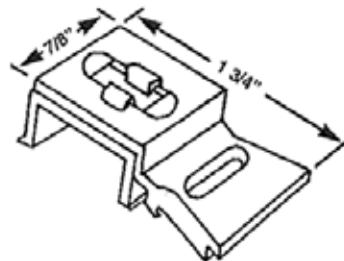
AWV 42
MIAMI



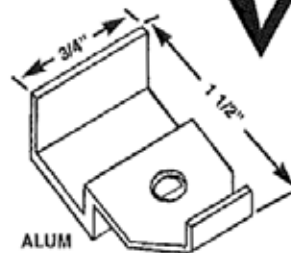
AWV 56
WALLACE



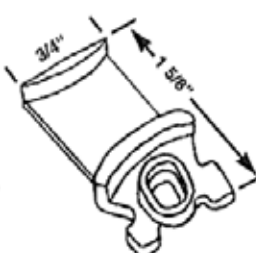
AWV 64
SUPERIOR
PB GUIDE



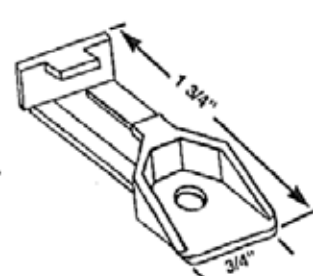
AWV 45
SUPERIOR
LEGLESS



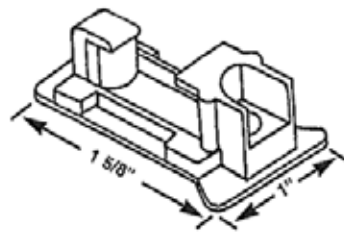
ALUM
AWV 69
SUPERIOR
BOTTOM



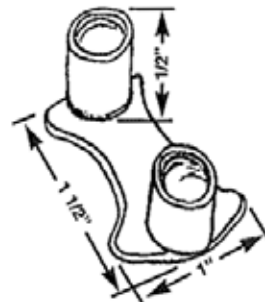
AWV 66
SUPERIOR
RETAINER



AWV 68
DURALL/PINO



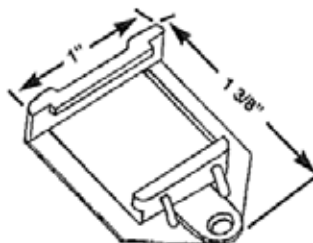
AWV 48
AUTOLOK



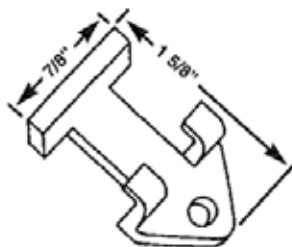
AWV 73
OLDANDERSON



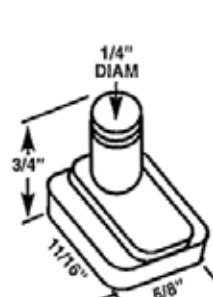
AWV 72
OLD AIRE LOK



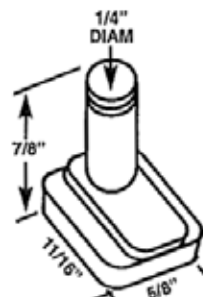
AWV 67
OLD PANAM



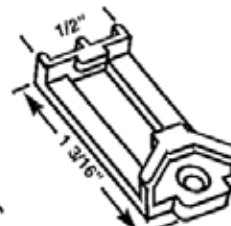
AWV 81
BASS



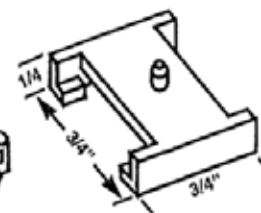
AWV 89S
LEONARD
SHORT PIN



AWV 89L
LEONARD
LONG PIN



AWV 90



AWV 99

IF IN DOUBT ON ANY PART -- SEND SAMPLE FOR IDENTIFICATION.
WE ARE CONSTANTLY ADDING ADDITIONAL ITEMS TO SERVE YOU BETTER.

1D2
SECTION D
REV. 2/02

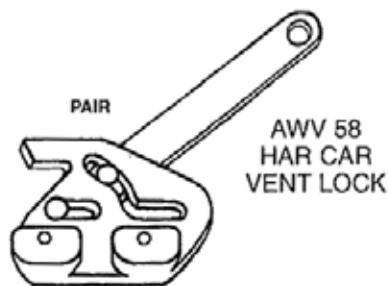


REPLACEMENT HARDWARE Mfg., Inc.

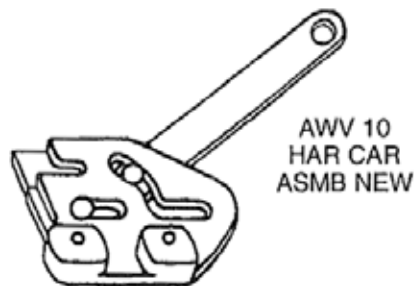
500 West 84th Street ♦ Hialeah ♦ Florida 33014 ♦ USA
305-558-5051 ♦ Fax: 305-557-5239 ♦ Toll Free: 1-800-780-5051
www.rhmf.com ♦ www.replacement-hardware.com

**#1
IN
SERVICE**

WINDOW ACCESSORIES

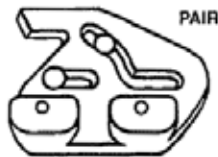


AWV 58
HAR CAR
VENT LOCK



AWV 10
HAR CAR
ASMB NEW

AWV 59
OLD HAR CAR
CAM LOCK



AWV 11
NEW HAR CAR
CAM LOCK



AWV 7
BOTTOM NYLON
VENT HOOK



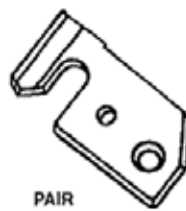
AWV 14
TUCKER
TOP VENT



AWV 15
TUCKER VENT
LOCK LOWER



AWV 21
NU AIRE



AWV 28
TM VENT LOCK



AWV 29
TM CAM LOCK



AWV 31
SECURITY



AWV 36
YALE OGRON



AWV 91
NEW TM
VENT LOCK



AWV 92
NEW TM
CAM LOCK

IF IN DOUBT ON ANY PART -- SEND SAMPLE FOR IDENTIFICATION.
WE ARE CONSTANTLY ADDING ADDITIONAL ITEMS TO SERVE YOU BETTER.



REPLACEMENT HARDWARE Mfg., Inc.

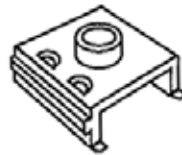
500 West 84 Street, Hialeah, FL 33014
(305) 558-5051 • FAX 305-557-5239 • NATIONAL 800-780-5051

1D3
SECTION D
NEW 1/97

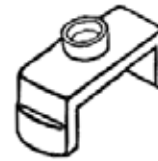
WINDOW ACCESSORIES



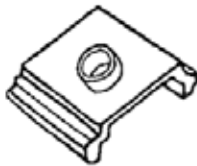
AWV 17
ABC
BUSHING



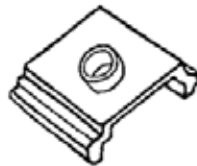
AWV 24
CROWN



AWV 43
ALCAN



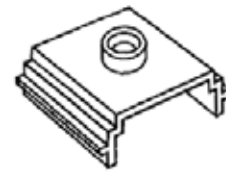
AWV 25
TUCKER



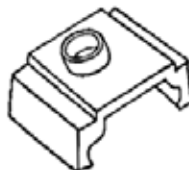
AWV 32
SECURITY



AWV 34
PAN AM



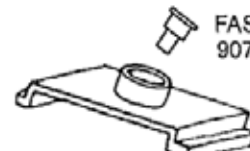
AWV 44
SLIDE BAR GUIDE



AWV 41
STANLEY




AWV 33
YALE OGRON



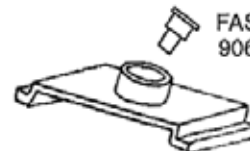
AWV 23
NU AIRE



AWV 26
HAR CAR
NEW



AWV 27
HAR CAR

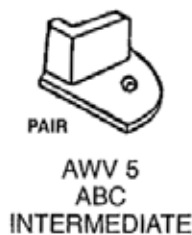
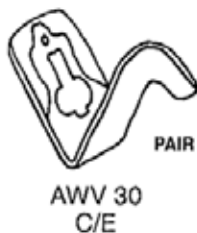
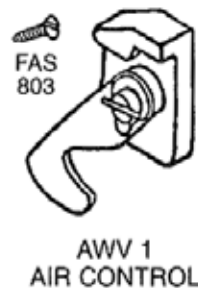
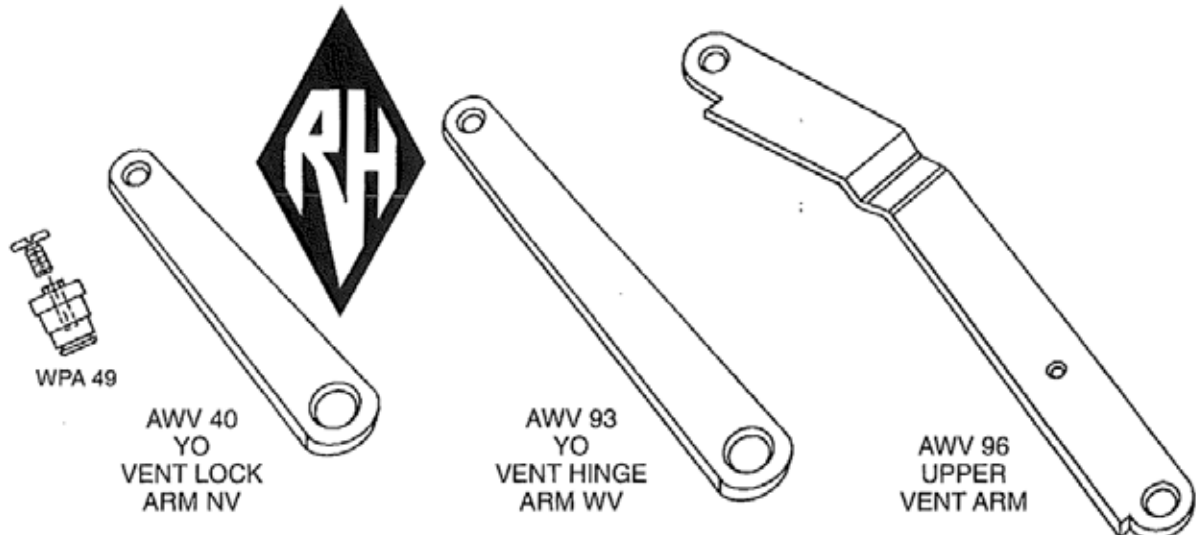


AWV 35
AIR CONTROL

IF IN DOUBT ON ANY PART -- SEND SAMPLE FOR IDENTIFICATION.
WE ARE CONSTANTLY ADDING ADDITIONAL ITEMS TO SERVE YOU BETTER.



WINDOW ACCESSORIES



IF IN DOUBT ON ANY PART -- SEND SAMPLE FOR IDENTIFICATION.
WE ARE CONSTANTLY ADDING ADDITIONAL ITEMS TO SERVE YOU BETTER.

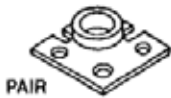


REPLACEMENT HARDWARE Mfg., Inc.

500 West 84 Street, Hialeah, FL 33014
(305) 558-5051 • FAX 305-557-5239 • NATIONAL 800-780-5051

1D5
SECTION D
REV. 1/97

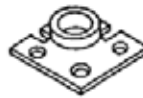
TORQUE BAR BEARINGS



PAIR
AWB 2
DURALL-CENTRAL
AUTO LOK



AWB 33
CROWN



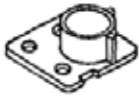
AWB 34
NU AIRE



PAIR
AWB 5
PAN AM



AWB 6
SUPERIOR



AWB 7
MIAMI



AWB 8
HARCAR



AWB 18
SILVERLINE



AWB 29
YALE OGRON



AWB 12
AIR CONTROL



PAIR
AWB 15
CROSSLY



AWB 16
CROWN



AWB 3
AIRE LOK



AWB 22
TUCKER



AWB 28
KELLER
CURRENT



AWB 10
LOOK (OLD)



AWB 20
AA



AWB 9
LOOK



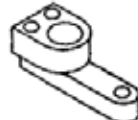
AWB 36
HAR CAR
OLD



AWB 35
T M NEW



AWB 1
TUCKER



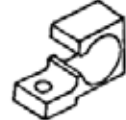
AWB 21
RB LEONARD



AWB 17
VAR. MFG.



PAIR
AWB 13
STANLEY



AWB 14
LUDMAN



AWB 27
WARE



AWB 37
ABC



AWB 4
ABC SADDLE



PAIR
AWB 19
LUDMAN

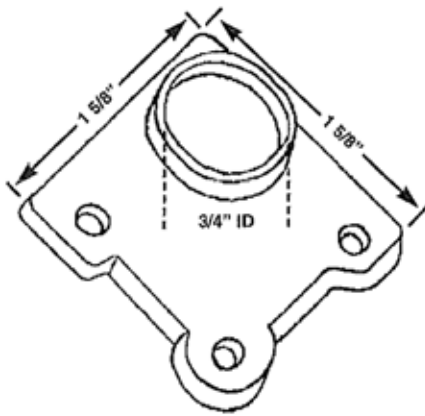


AWB 31
ALCAN

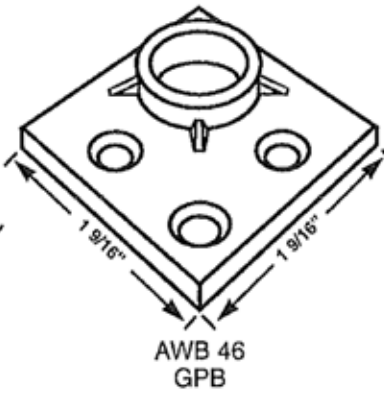
IF IN DOUBT ON ANY PART -- SEND SAMPLE FOR IDENTIFICATION.
WE ARE CONSTANTLY ADDING ADDITIONAL ITEMS TO SERVE YOU BETTER.



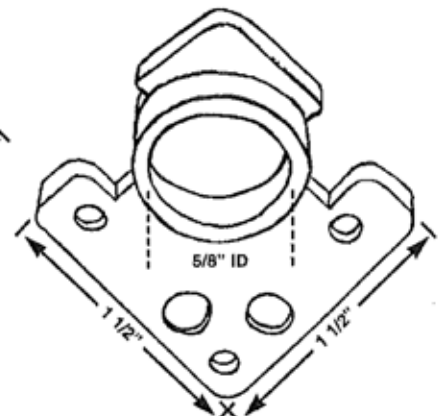
TORQUE BAR BEARINGS



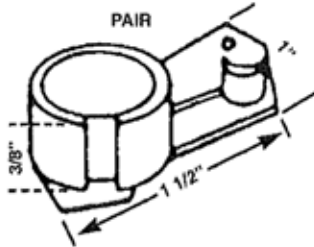
AWB 29
YALE OGRON



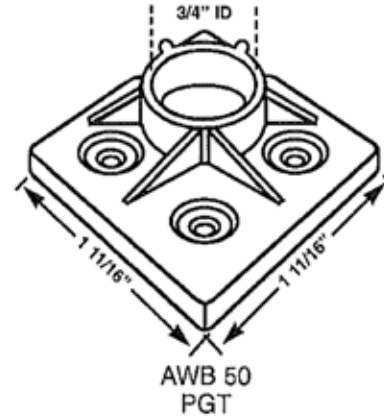
AWB 46
GPB



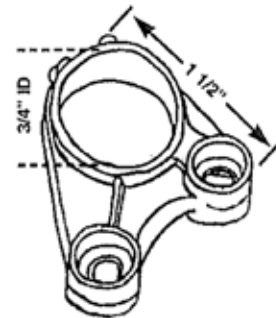
AWB 30
ANDERSON



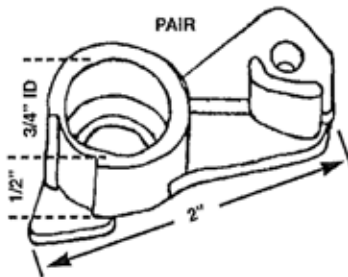
AWB 13
STANLEY



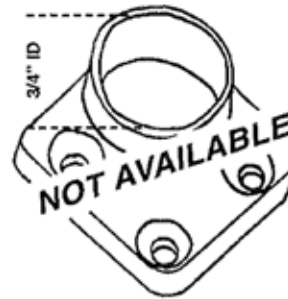
AWB 50
PGT



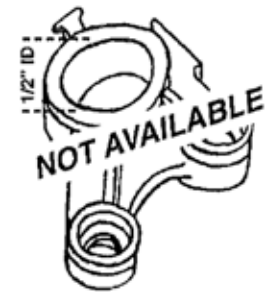
AWB 40
AIR CONTROL 2



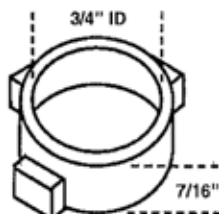
AWB 39
CE



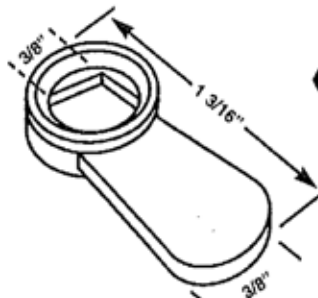
AWB 44



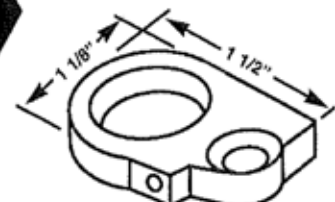
AWB 41
OLD AIR CONTROL



AWB 49



AWB 47



AWB 48
TM '93

TORQUE BAR BEARINGS

**#1
IN
SERVICE**



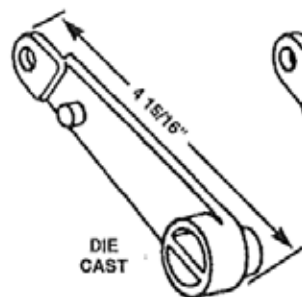
REPLACEMENT HARDWARE Mfg., Inc.

500 West 84th Street ♦ Hialeah ♦ Florida 33014 ♦ USA
305-558-5051 ♦ Fax: 305-557-5239 ♦ Toll Free: 1-800-780-5051
www.rhmfg.com ♦ www.replacement-hardware.com

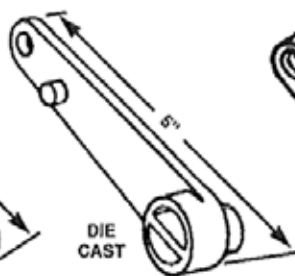
1E2
SECTION E
REV. 12/02

TORQUE BAR ARMS

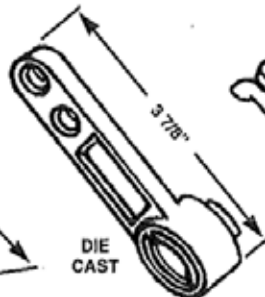
TORQUE BAR ARMS



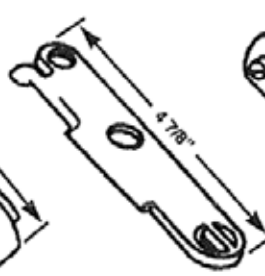
AWT 1
YALE OGRON



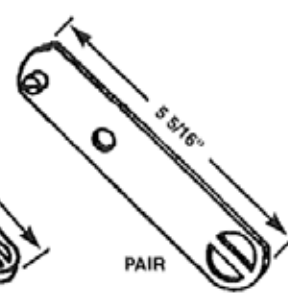
AWT 1 OLD
YALE OGRON
OLD STYLE



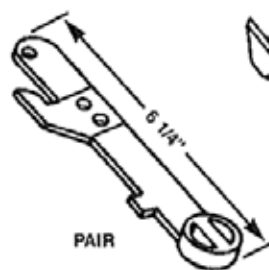
AWT 2
ARNOLD
ALTEX



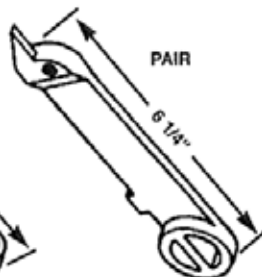
AWT 3
SUPERIOR
MIAMI



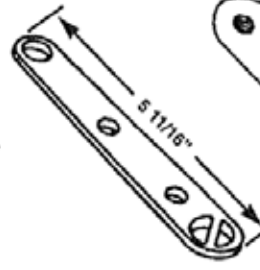
AWT 4
DURAL



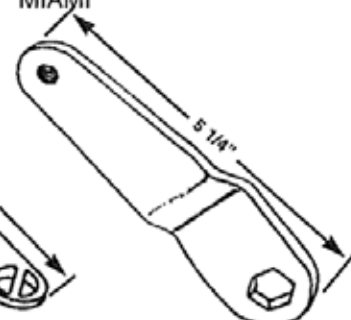
AWT 5
UALCO
SERIES 300



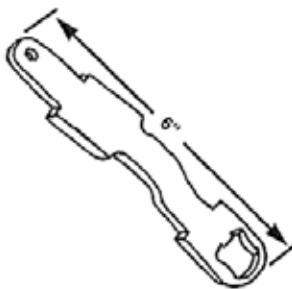
AWT 6
UALCO
SERIES 200



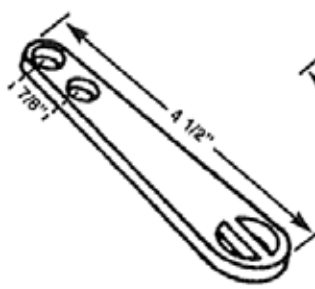
AWT 7
UNIVERSAL



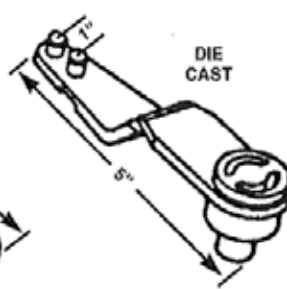
AWT 8
UNIVERSAL



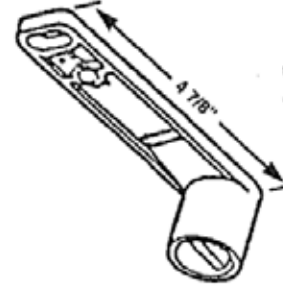
AWT 10



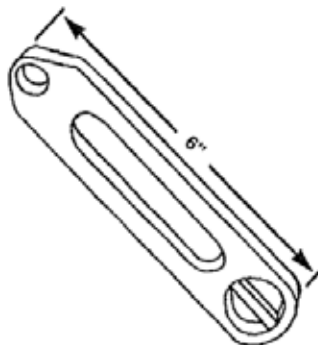
AWT 11
AIRELOK



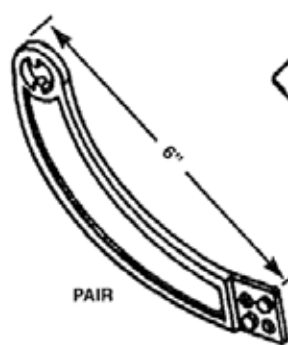
AWT 12
ANDERSON
ALCAN



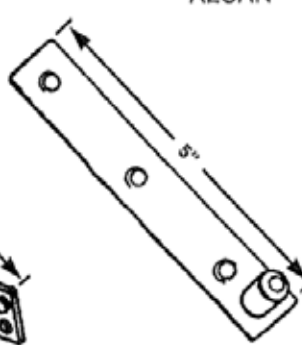
AWT 15



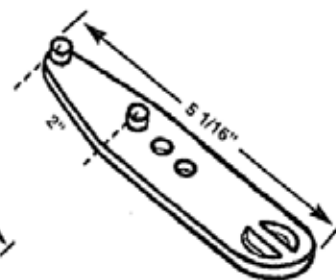
AWT 16
OLD TROPICAL



AWT 17
MIAMI
RADIAL ARM



AWT 18



AWT 20
STANLEY 45
WIDE VENT

1F1
SECTION F
REV. 12/02

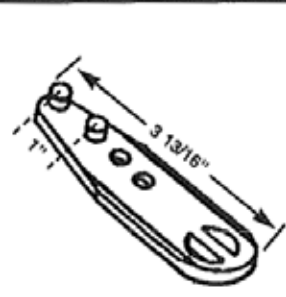


REPLACEMENT HARDWARE Mfg., Inc.

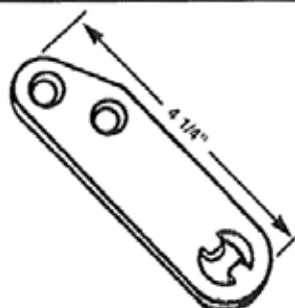
500 West 84th Street ♦ Hialeah ♦ Florida 33014 ♦ USA
305-558-5051 ♦ Fax: 305-557-5239 ♦ Toll Free: 1-800-780-5051
www.rhmfg.com ♦ www.replacement-hardware.com

**#1
IN
SERVICE**

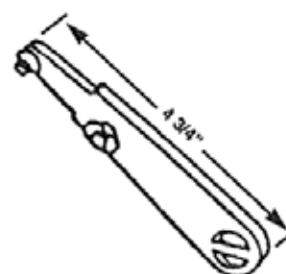
TORQUE BAR ARMS



AWT 21
STANLEY
NARROW VENT



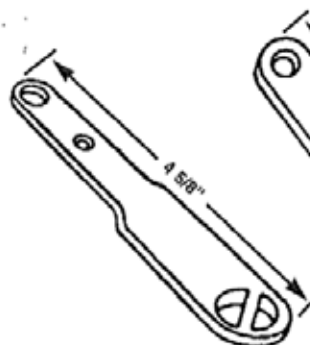
AWT 23
PAN AMER
DARYL



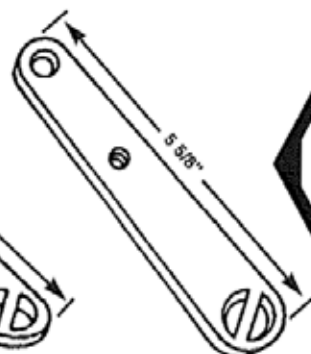
AWT 24
ABC



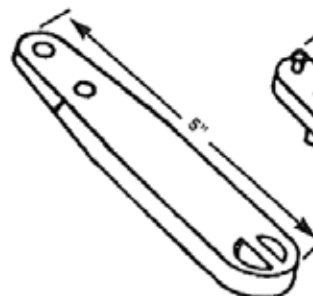
AWT 25
PALM BEACH



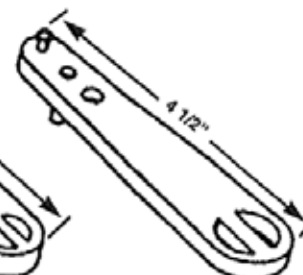
AWT 26
CROWN



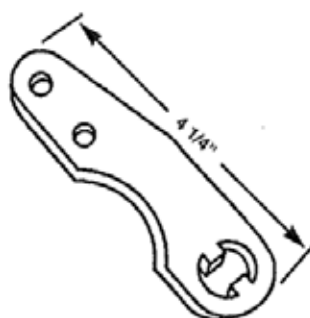
AWT 27
CROWN



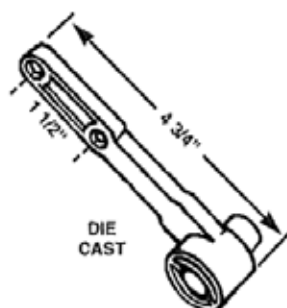
AWT 29
HAR CAR



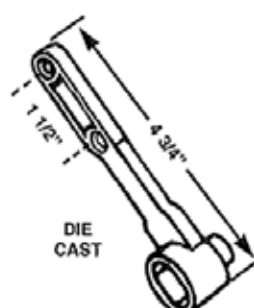
AWT 30
TM



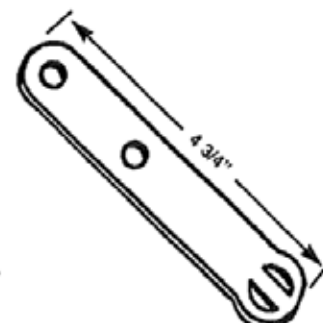
AWT 31
SECURITY



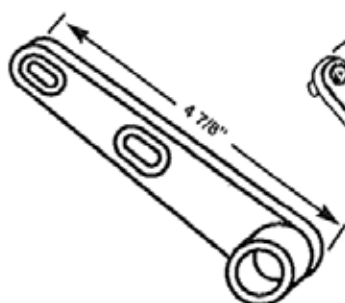
AWT 32
AIR CONTROL
1/2 MOON



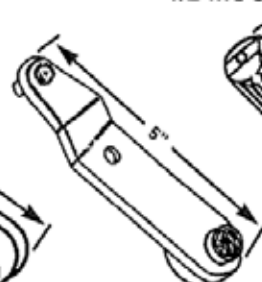
AWT 33
AIR CONTROL
OLD SLOT



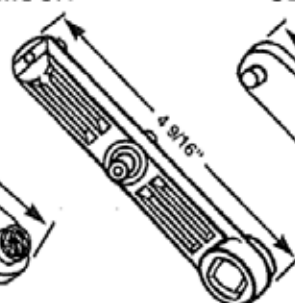
AWT 34
KELLER



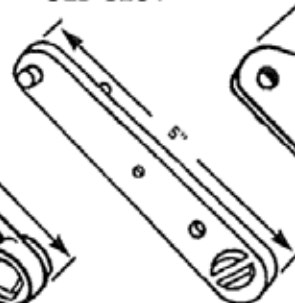
AWT 35



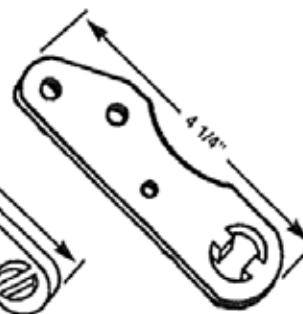
AWT 36
VE ANDERSON
MODEL 405



AWT 37
MIAMI
HIGHLANDER



AWT 38
NUAIRE



AWT 39
WALLACE

TORQUE BAR ARMS

**#1
IN
SERVICE**



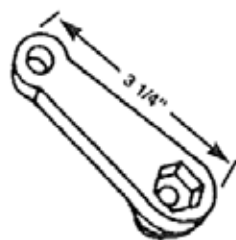
REPLACEMENT HARDWARE Mfg., Inc.

500 West 84th Street ♦ Hialeah ♦ Florida 33014 ♦ USA
305-558-5051 ♦ Fax: 305-557-5239 ♦ Toll Free: 1-800-780-5051
www.rhmfg.com ♦ www.replacement-hardware.com

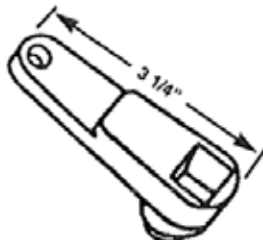
1F2
SECTION F
REV. 12/02

TORQUE BAR ARMS

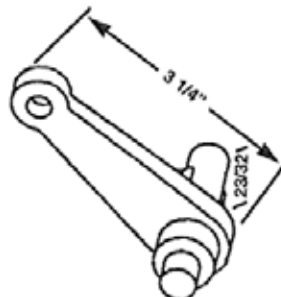
TORQUE BAR ARMS



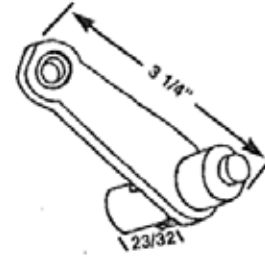
AWT 40
GENERAL
HEX



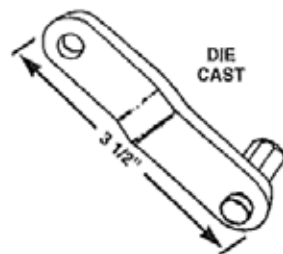
AWT 41
SQUARE



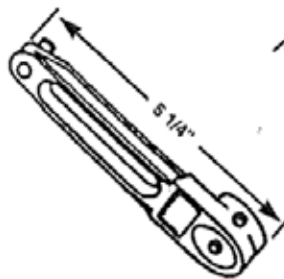
AWT 42
GENERAL
ROUND



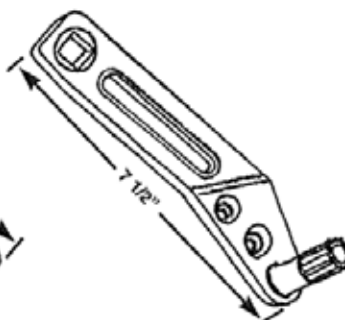
AWT 43
GENERAL
LONG ROUND



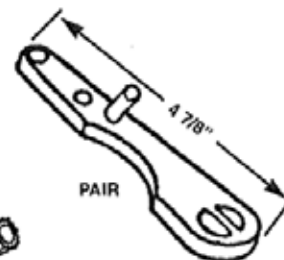
AWT 44
OLD LEONARD



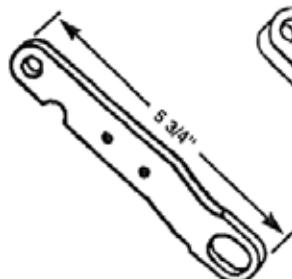
AWT 45
STANLEY 43



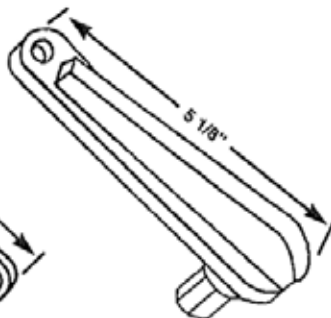
AWT 46
LUDMAN



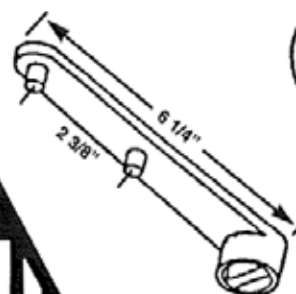
AWT 47
NEW LOOK



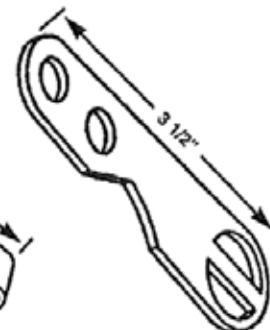
AWT 49
OLD CROSSLY



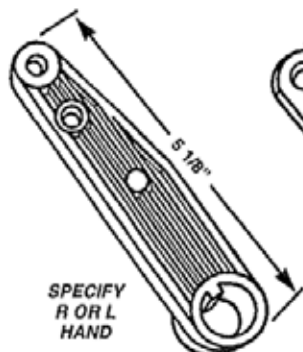
AWT 50
ORIGINAL
AWN-WIN



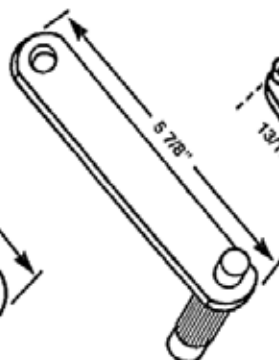
AWT 51
WINDOW
MASTER



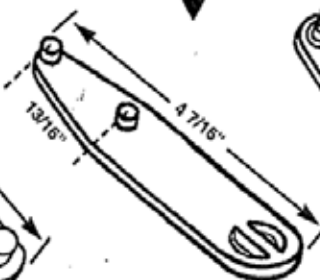
AWT 52
KELLER '90



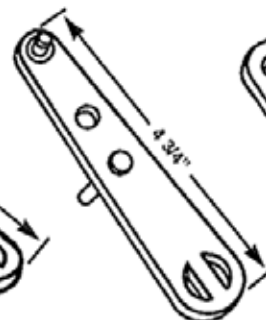
AWT 54
ARNOLD
ALTEX



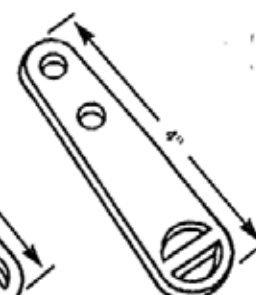
AWT 56



AWT 61
WILLIAMS



AWT 62
OLD, OLD
TUCKER



AWT 64
AIR MASTER



1F3
SECTION F
REV. 12/02



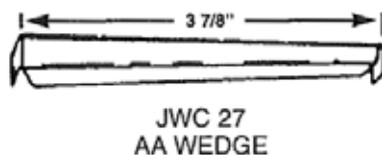
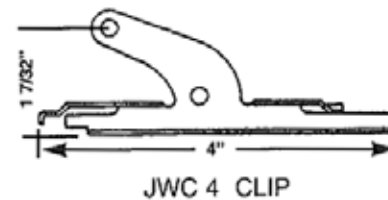
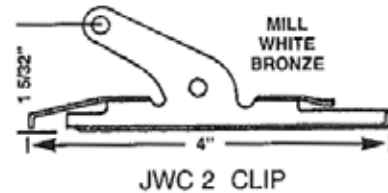
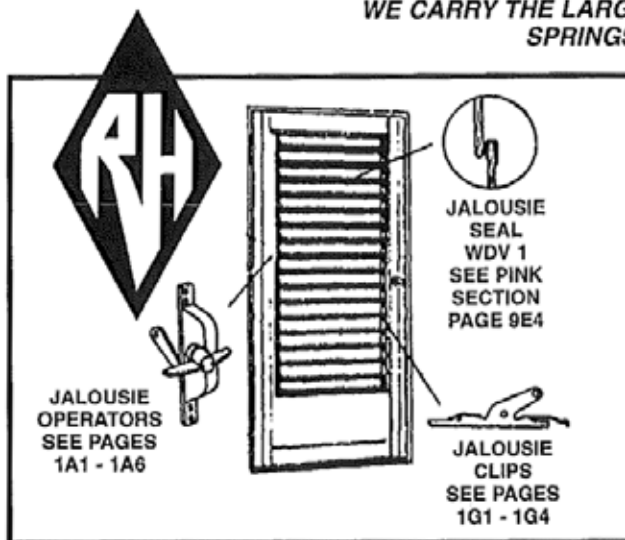
REPLACEMENT HARDWARE Mfg., Inc.

500 West 84th Street ♦ Hialeah ♦ Florida 33014 ♦ USA
305-558-5051 ♦ Fax: 305-557-5239 ♦ Toll Free: 1-800-780-5051
www.rhmfg.com ♦ www.replacement-hardware.com

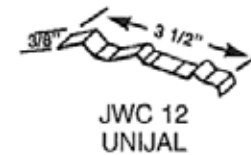
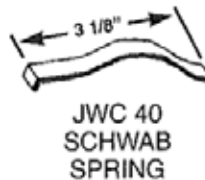
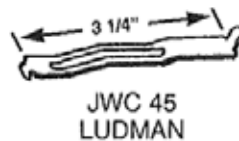
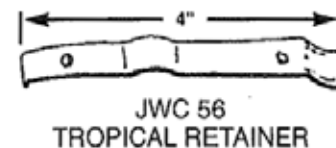
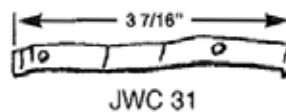
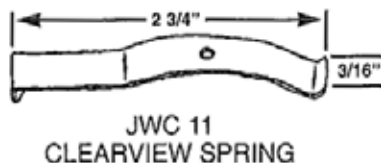

**#1
IN
SERVICE**

JALOUSIE CLIPS, SPRINGS & WEDGES


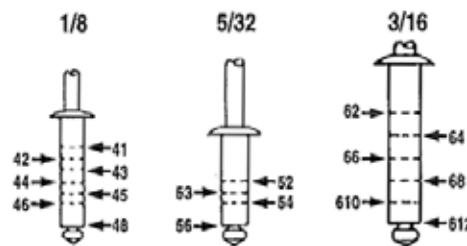
WE CARRY THE LARGEST SELECTION OF JALOUSIE CLIPS, SPRINGS & WEDGES AVAILABLE



IT IS IMPOSSIBLE TO SHOW ALL ITEMS AVAILABLE. IF IN DOUBT ON ANY PART, SEND SAMPLE FOR IDENTIFICATION.



POP RIVETS



STOCK POP RIVETS	
STANDARD PACKS OF 100 • BULK SPECIAL PRICING	
FAS 701	#42
FAS 702	#44
FAS 703	#54
FAS 704	#64
FAS 705	#66
FAS 706	#43
FAS 707	#46
FAS 708	#56
FAS 709	#612

HOW TO MEASURE "POP" RIVETS

Superimpose your sample on the drawing with head, body and rivet diameter. Look for arrow where the end of the rivet body intercepts drawing. This gives the correct size number.

**#1
IN
SERVICE**



REPLACEMENT HARDWARE Mfg., Inc.

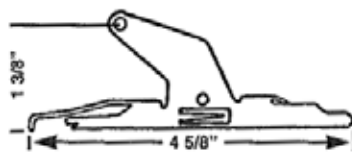
500 West 84th Street ♦ Hialeah ♦ Florida 33014 ♦ USA
305-558-5051 ♦ Fax: 305-557-5239 ♦ Toll Free: 1-800-780-5051
www.rhmfg.com ♦ www.replacement-hardware.com

1G1
SECTION G
REV. 12/02

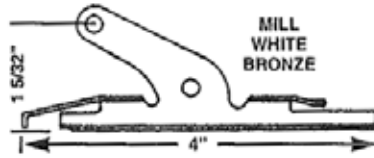
JALOUSIE CLIPS, SPRINGS & WEDGES

JALOUSIE CLIPS & WEDGES

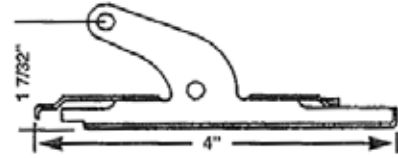
WE CARRY THE LARGEST SELECTION OF JALOUSIE CLIPS, SPRINGS & WEDGES AVAILABLE!



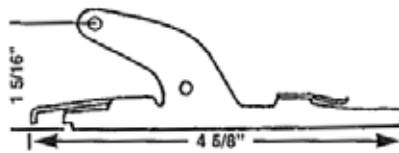
JWC 1
ABC



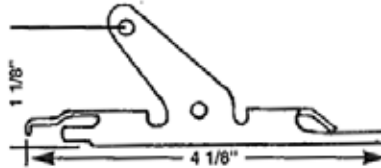
JWC 2



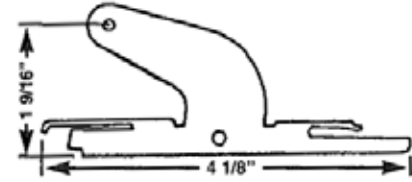
JWC 4
AIRMASTER/LUDMAN



JWC 6
WARE

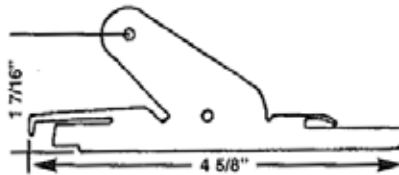


JWC 13
AIR CONTROL



JWC 14
SPECIAL

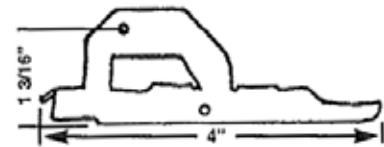
MANUFACTURERS ASK FOR QUOTE ON OEM QUANTITIES



JWC 15
SPECIAL



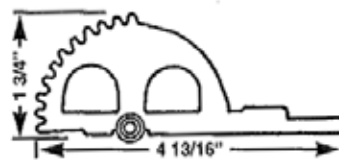
JWC 17
STANLEY



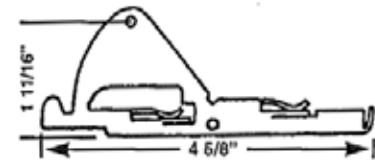
JWC 18
GETTY



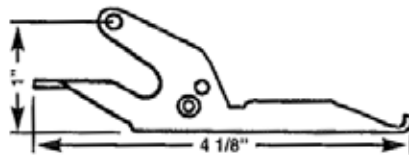
JWC 19
ABC



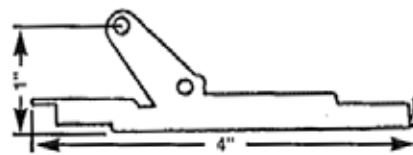
JWC 21
OLD UNIJAL



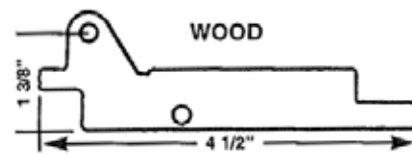
JWC 22
OLD ABC



JWC 23
AIR MASTER



JWC 24



JWC 25
ARNOLD

IT IS IMPOSSIBLE TO SHOW ALL ITEMS AVAILABLE.
IF IN DOUBT ON ANY PART -- SEND SAMPLE FOR IDENTIFICATION.

1G2
SECTION G
REV. 12/02



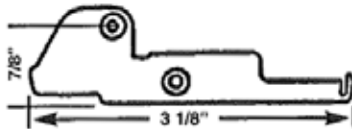
REPLACEMENT HARDWARE Mfg., Inc.

500 West 84th Street ♦ Hialeah ♦ Florida 33014 ♦ USA
305-558-5051 ♦ Fax: 305-557-5239 ♦ Toll Free: 1-800-780-5051
www.rhmfg.com ♦ www.replacement-hardware.com

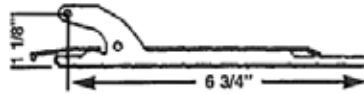
**#1
IN
SERVICE**

JALOUSIE CLIPS & WEDGES

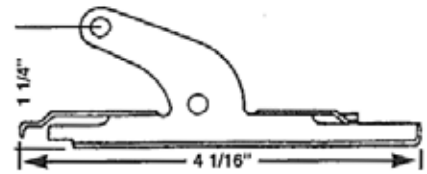
WE CARRY THE LARGEST SELECTION OF JALOUSIE
CLIPS, SPRINGS & WEDGES AVAILABLE!



JWC 28
CLEARVIEW



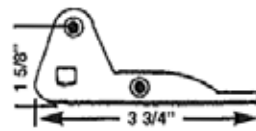
JWC 30



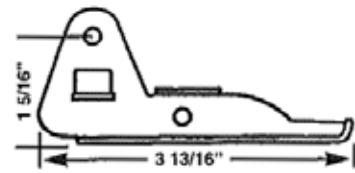
JWC 32
YALE OGRON



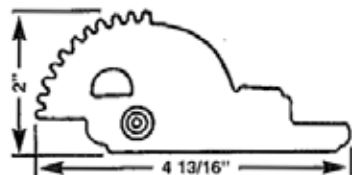
JWC 33
TOP LOUVER CLIP



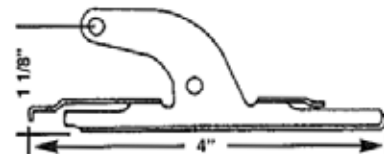
JWC 36
SCHWAB



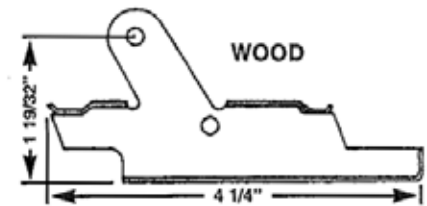
JWC 37
SCHWAB



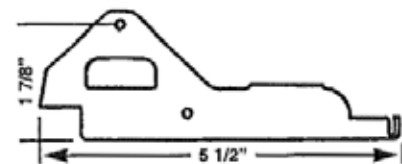
JWC 46
UNIJAL



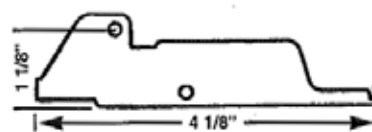
JWC 47



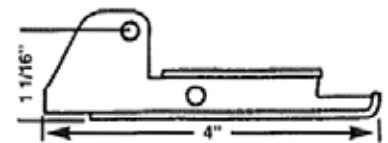
JWC 48



JWC 52
SOLATROL



JWC 53
CLEARVIEW

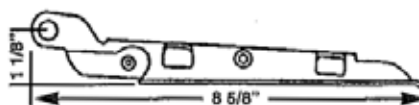


JWC 55
CLEARVIEW

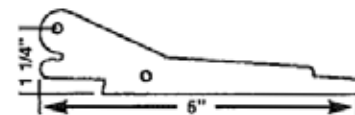
MANUFACTURERS ASK FOR QUOTE
ON OEM QUANTITIES



JWC 57
TROPICAL



JWC 58
JALWIN



JWC 61
ARNOLD

IT IS IMPOSSIBLE TO SHOW ALL ITEMS AVAILABLE.
IF IN DOUBT ON ANY PART -- SEND SAMPLE FOR IDENTIFICATION.

**#1
IN
SERVICE**



REPLACEMENT HARDWARE Mfg., Inc.

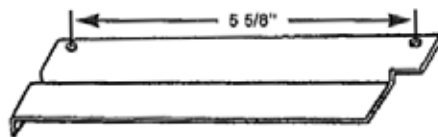
500 West 84th Street ♦ Hialeah ♦ Florida 33014 ♦ USA
305-558-5051 ♦ Fax: 305-557-5239 ♦ Toll Free: 1-800-780-5051
www.rhmfg.com ♦ www.replacement-hardware.com

1G3
SECTION G
REV. 12/02

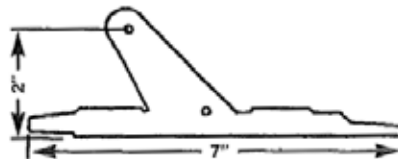
JALOUSIE CLIPS & WEDGES

JALOUSIE CLIPS & WEDGES

WE CARRY THE LARGEST SELECTION OF JALOUSIE CLIPS, SPRINGS & WEDGES AVAILABLE



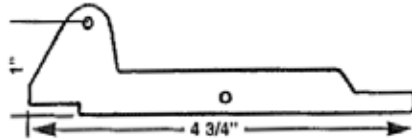
JWC 65
OLD TYPE



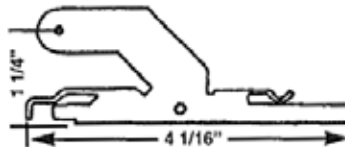
JWC 67




JWC 68
SCHWAB



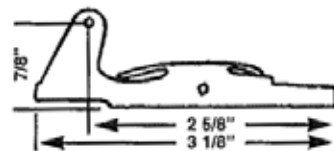
JWC 69
OLD CLEARVIEW



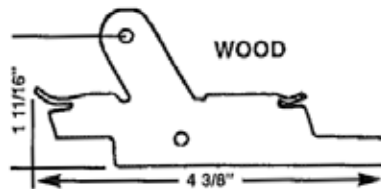
JWC 70



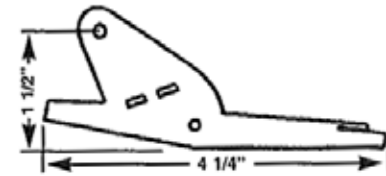
JWC 72
LUDMAN




JWC 73
OLD CLEARVIEW
TROPICAL



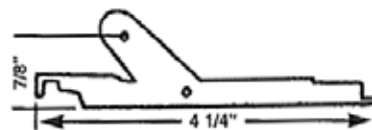
JWC 74



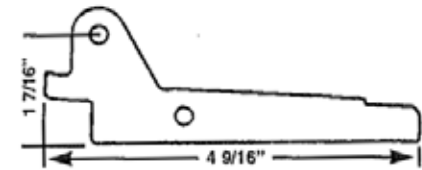
JWC 75



JWC 76
DIE CAST



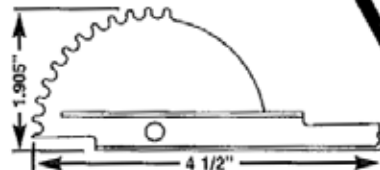
JWC 77




JWC 98
OLD AA



MANUFACTURERS ASK FOR QUOTE
ON OEM QUANTITIES



JWC 115
MAXIE-VUE



JWC 116
MAXIE-VUE

IT IS IMPOSSIBLE TO SHOW ALL ITEMS AVAILABLE.
IF IN DOUBT ON ANY PART -- SEND SAMPLE FOR IDENTIFICATION.

1G4
SECTION G
REV. 12/02



REPLACEMENT HARDWARE Mfg., Inc.

500 West 84th Street ♦ Hialeah ♦ Florida 33014 ♦ USA
305-558-5051 ♦ Fax: 305-557-5239 ♦ Toll Free: 1-800-780-5051
www.rhmfg.com ♦ www.replacement-hardware.com

**#1
IN
SERVICE**

ALUMINUM LOUVER BLADES



JWL 6 - 3" LOUVER



JWL 1 - 4" LOUVER



JWL 2 - 4" RESIDENTIAL



JWL 3 - 4" LOUVER



JWL 8 - 4" LOUVER



JWL 5 - 5 1/2" LOUVER

**WE'RE
#1
IN
SERVICE**

IF IN DOUBT ON ANY PART -- SEND SAMPLE FOR IDENTIFICATION.
WE ARE CONSTANTLY ADDING ADDITIONAL ITEMS TO SERVE YOU BETTER.



LOUVER BLADES FOR JALOUSIE WINDOWS

**#1
IN
SERVICE**



REPLACEMENT HARDWARE Mfg., Inc.

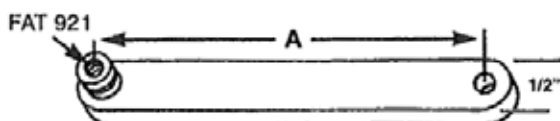
500 West 84th Street ♦ Hialeah ♦ Florida 33014 ♦ USA
305-558-5051 ♦ Fax: 305-557-5239 ♦ Toll Free: 1-800-780-5051
www.rhmfg.com ♦ www.replacement-hardware.com

1G5
SECTION G
NEW 12/02

JALOUSIE LINKS & COVER PLATES

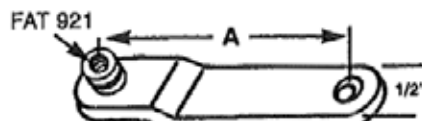
LINKS

WE HAVE AN EXTENSIVE INVENTORY OF LINKS. IF THE ITEM YOU NEED IS NOT SHOWN, CALL CUSTOMER SERVICE



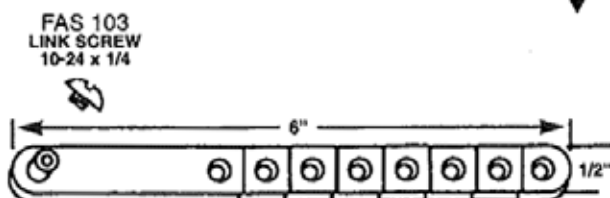
JALOUSIE LINK W/10-24
THREADED BUSHING

	A
JOL 5	2 1/2"
JOL 8	3"
JOL 6	3 5/8"
JOL 36	3 3/4"
JOL 1	4"
JOL 7	4 1/2"
JOL 15	4 7/8"

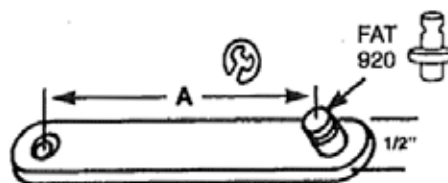


JALOUSIE LINK BENT
W/10-24 THREADED
BUSHING

	A
JOL 3	1 3/4"
JOL 12	3 5/8"
JOL 17	4 1/2"



JOL 11
BREAK-A-WAYLINK

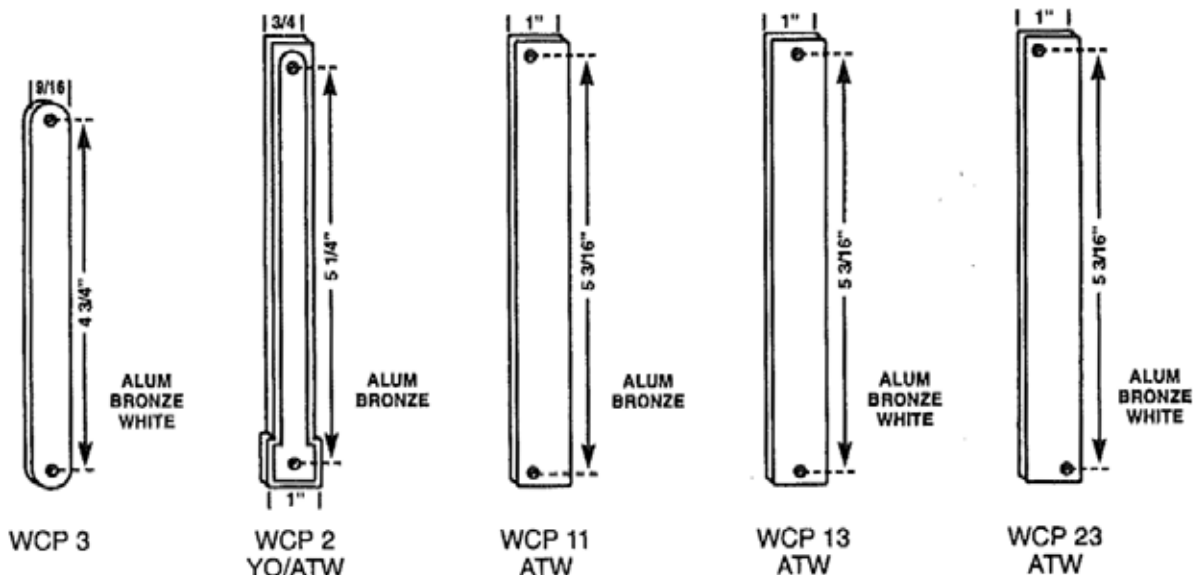


JALOUSIE LINK
W/E-RING STUD

	A
JOL 23	2 1/4"
JOL 9	3 11/32"
JOL 37	3 11/16"

COVER PLATES

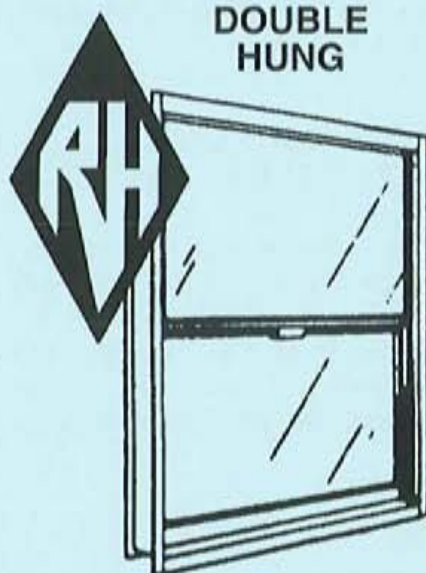
SHOWN ARE SOME OF THE STANDARD TYPES OF COVER PLATES



WE STOCK A WIDE VARIETY OF COVER PLATES, FOR JALOUSIE AND AWNING TYPE WINDOWS TO FIT ALL WINDOW MANUFACTURERS.



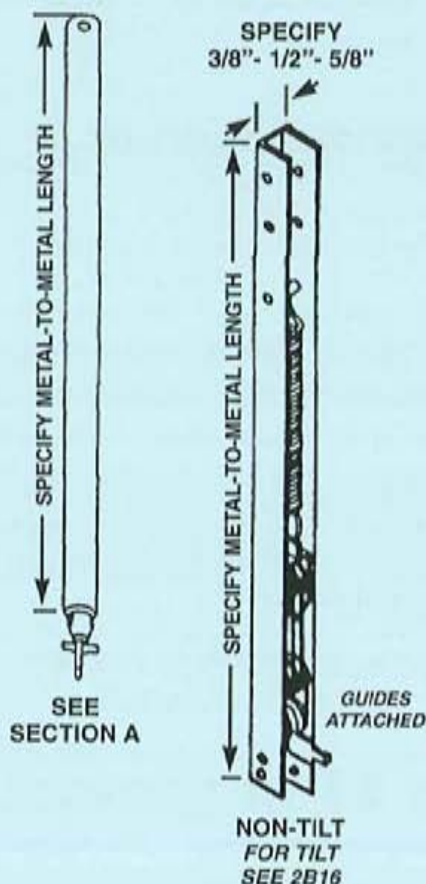
HUNG WINDOWS



**DOUBLE
HUNG**

**SINGLE
HUNG**

3/8" & 5/8"
NON-TILT
FOR TILT
SEE 2A8



There are many different types of balances and balance systems.

We have tried to make the ordering of balances as easy as possible. The two basic types of balances are:

**SPIRAL
BLOCK & TACKLE**

*Also known as Tube
Also known as Channel*

**Section A
Section B**

The following pages show balances and accessories necessary to repair hung windows.

The purpose of the balance is to hold the vent (sash) in the desired position when raised. Vents always have balances on both sides.

We recommend that balances be replaced in pairs along with the accessories to restore the vent to almost new operation.

Most balances are integrated into the window by means of various guides, depending on the window manufacturer's design. These come in metal, plastic or a combination of both. Guides are sold separately. When these parts are damaged or missing, this can greatly affect the performance of the window.

**IF YOU CANNOT IDENTIFY YOUR BALANCE
FROM THE DIAGRAMS, SEND COMPLETE UNIT
FOR QUOTATION.**

Some spiral balances have a "color coded" nylon bearing. The color will be white, gray, blue, red, black or green. Sometimes the color fades with time. The code has changed over the years and with different manufacturers, but will be helpful in identifying your balance.

Balances are engineered and produced to specific weight specifications.

We ask that you take a little extra time to be certain the part you order is the correct part. Many parts look almost identical.

**Call our Customer Service Department for help
with any of your questions.**

WE'RE #1 IN SERVICE

HUNG WINDOW SYSTEMS

**#1
IN
SERVICE**



REPLACEMENT HARDWARE Mfg., Inc.

500 West 84th Street ♦ Hialeah ♦ Florida 33014 ♦ USA
305-558-5051 ♦ Fax: 305-557-5239 ♦ Toll Free: 1-800-780-5051
www.rhmfg.com ♦ www.replacement-hardware.com

2A1
SECTION A
REV. 4/02

5/8" SPIRAL (TUBE) NON-TILT BALANCES FOR TILT SEE PAGE 2A8

IDENTIFYING YOUR SPIRAL (TUBE) BALANCE

Determine your balance type by comparing your balance to the types shown. Measure the rod extension (Dimension B). Make sure the rod is all the way into the tube before measuring. Then measure the tube "metal-to-metal" length (Dimension A).

BALANCE TYPE _____
EXTENSION _____
TUBE LENGTH _____

To order your balance, choose the Code Letter for your balance.

EXAMPLE:

Type 5/8" Spiral w/Cross Pin	HWB
Measure Extension (5/8")	BC
Tube Length	28"

YOU WOULD ORDER: HWB-BC 28"

Balances are sold singly, but it is recommended that you replace them in pairs.

Many other balance types are available. If you cannot identify your balance from the diagrams, then send the complete unit for quotation.

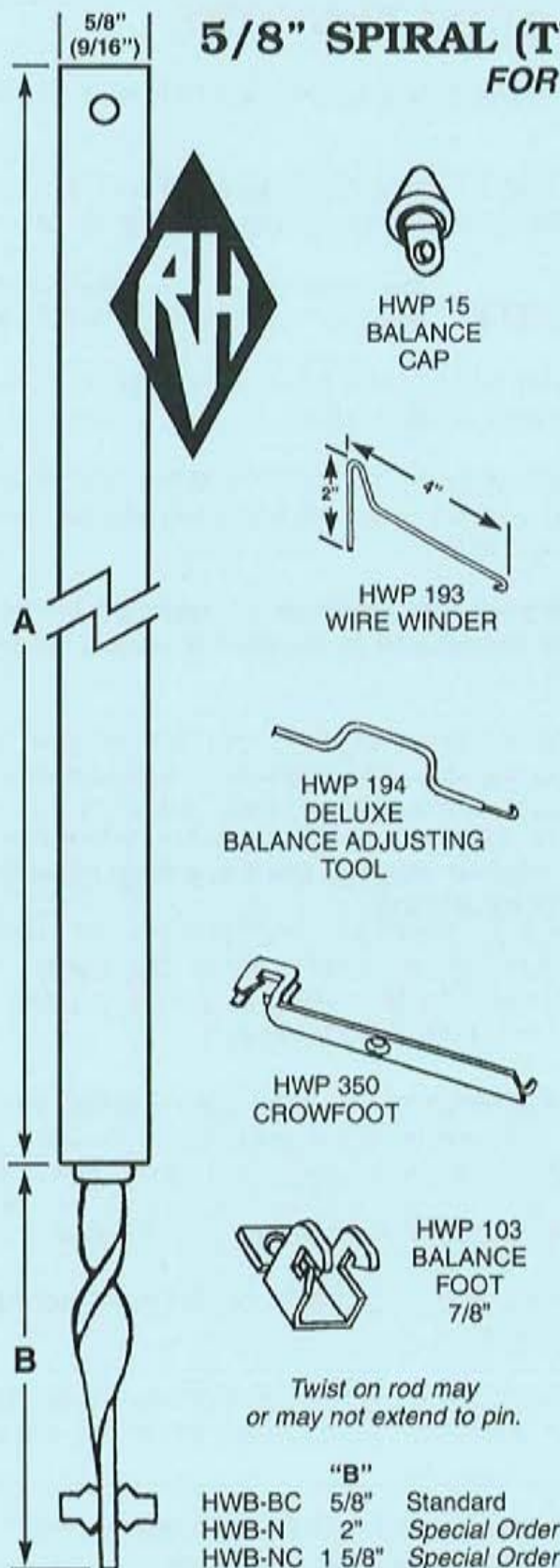
These spiral balances are metal tube and tension to the right. See the following pages for various feet and accessories to complete your replacement needs.

**CHOOSE ACCESSORIES FROM
THE FOLLOWING PAGES**

WE'RE #1 IN SERVICE

IF IN DOUBT ON ANY PART -- SEND SAMPLE FOR IDENTIFICATION.
WE ARE CONSTANTLY ADDING ADDITIONAL ITEMS TO SERVE YOU BETTER.

HUNG WINDOW SYSTEMS



5/8" SPIRAL (TUBE) NON-TILT BALANCES

IDENTIFYING YOUR SPIRAL (TUBE) BALANCE

Determine your balance type by comparing it to the types shown. Measure the rod extension (Dimension B). Make sure the rod is all the way into the tube before measuring. Then measure the tube "metal-to-metal" length (Dimension A).

BALANCE TYPE _____
EXTENSION _____
TUBE LENGTH _____

To order your balance, choose the Code Letter.

EXAMPLE:

Type 5/8" Spiral Extended Tip HWB
Measure Extension (1 5/8") MC
Tube Length 23"

YOU WOULD ORDER: HWB-MC 23"

In some cases, windows utilizing spiral balances have a removable vent (sash). It is sometimes necessary to remove the vent when installing guides. If you need to remove the vent, and your window is this type of design, here are some helpful hints.

1. Raise vent to uppermost position. Prop it up securely.
2. Release the tension in the balance by unwinding the spiral rod. This may be accomplished by using a tensioning tool (HWP 193, 194) inserted in the eye on the rod.
3. Pull the spiral rod downward, gently twisting and moving the rod slightly until you feel it disengage from its mounting, foot or guide.
4. Pull the rod down slightly and let it slowly unwind until all tension has been released.
5. Repeat same procedure on opposite balance.
6. Remove stops located at top of vent. Remove balance mounting screw. Slide vent up and prop securely. Remove both balances.
7. Be careful, as the vent will feel much heavier without the aid of the tension of the balances.
8. Slide vent to one side and pull out.

Remember, there are many different balance systems. These instructions do not cover every system and are offered only as an aid in determining types of parts required.

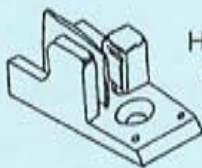
Balances are sold singly, but it is recommended that you replace them in pairs. Many other balance types are available. If you cannot identify your balance from the diagrams, send complete unit for quotation.



HWP 15
BALANCE
CAP



HWP 327
WARE



HWP 261
GUIDE



HWP 89
GUIDE

FAS 929
RIVET



HWP 77
AIRE LOK
FOOT

5/8" SPIRAL
EXTENDED TIP BLANKS
ROD EXTENSION

HWB-MC 1 5/8"
HWB-MD 2 5/8"
HWB-ME 3 5/8"

*Choose accessories from
the following pages.*

**#1
IN
SERVICE**



REPLACEMENT HARDWARE Mfg., Inc.

500 West 84th Street ♦ Hialeah ♦ Florida 33014 ♦ USA
305-558-5051 ♦ Fax: 305-557-5239 ♦ Toll Free: 1-800-780-5051
www.rhmfg.com ♦ www.replacement-hardware.com

2A3
SECTION A
REV. 4/02

HUNG WINDOW SYSTEMS

3/8" SPIRAL (TUBE) NON-TILT BALANCES

HUNG WINDOW SYSTEMS



HWP-A	5/8"	Standard
HWP-L	1 5/8"	Special Order

IDENTIFYING YOUR SPIRAL (TUBE) BALANCE

Determine your balance type by comparing it to the types shown. First measure the rod extension (Dimension B). Make sure the rod is all the way into the tube before measuring. Then measure the tube: metal-to-metal length (Dimension A).

BALANCE TYPE _____
EXTENSION _____
TUBE LENGTH _____

To order your balance, choose the Code Letter.

EXAMPLE:

Type 3/8" Spiral HWB
3/8" w/Cross Pin A
Tube Length 17"

YOU WOULD ORDER:
HWB-A 17"

Balances are sold singly, but it is recommended that you replace them in pairs.

Many other balance types are available. If you cannot identify your balance from the diagrams, send complete unit for quotation.

These spiral balances are metal tube and tension to the right. See the following pages for various feet and accessories to complete your replacement needs.



HWP-CB	7/8"	Special Order
HWP-CC	1 7/8"	Standard



3/8" SPIRAL (TUBE) NON-TILT BALANCES WITH ENDS ATTACHED



**FOR TILT BALANCES
SEE PAGE 2A8**

IDENTIFYING YOUR SPIRAL (TUBE) BALANCE

Determine your balance type by comparing it to the types shown. First measure the rod extension (Dimension B). Make sure the rod is all the way into the tube before measuring. Then measure the tube: metal-to-metal length (Dimension A).

BALANCE TYPE _____
EXTENSION _____
TUBE LENGTH _____

To order balance, choose the Code Letter for your balance.

Balances are sold singly, but it is recommended that you replace them in pairs.

Many other balance types are available. If you cannot identify your balance from the diagrams, send the complete unit for quotation.

These spiral balances are metal tube and tension to the right. See the following pages for various feet and accessories to complete your replacement needs.

HWB-K "B" 1"
HWB-KS 2"
W/HWP 256 ATTACHED




HWP 126
KELLER OLD
TOP GUIDE



HWP 75
AIR CONTROL
BALANCE
FOOT

HWP 102
BALANCE
FOOT
LOCK

HWB-F
W/HWP 75 ATTACHED



HWB-R
W/HWP 102 ATTACHED

HUNG WINDOW SYSTEMS

**#1
IN
SERVICE**

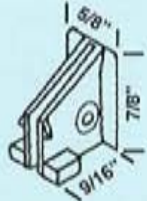


REPLACEMENT HARDWARE Mfg., Inc.

500 West 84th Street ♦ Hialeah ♦ Florida 33014 ♦ USA
305-558-5051 ♦ Fax: 305-557-5239 ♦ Toll Free: 1-800-780-5051
www.rhmfg.com ♦ www.replacement-hardware.com

2A5
SECTION A
REV. 4/02

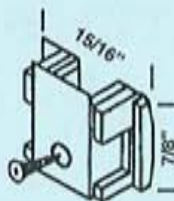
BALANCE ACCESSORIES



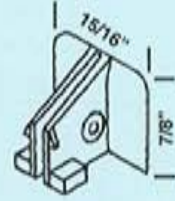
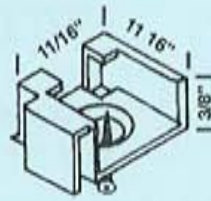
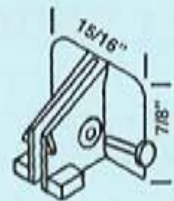
HWP 75
AIR CONTROL
FOOT



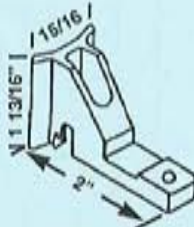
HWP 511
AIR CONTROL
END SET W/FASTENERS



HWP 517
AIR CONTROL INTERMEDIATE
SET W/FASTENERS




HWP 24
AIR CONTROL
SHOE



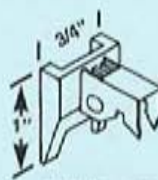
HWP 135
FOOT



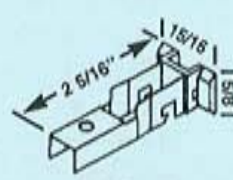
HWP 1
ABC/HARCAR
FOOT



HWP 2
METAL CLIP
FOR HWP 1



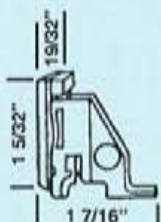
HWP 102
LOOK
FOOT



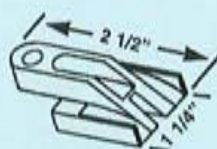
HWP 109
STANLEY
FOOT



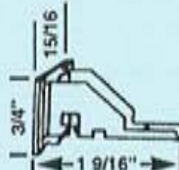
HWP 76
FOOT



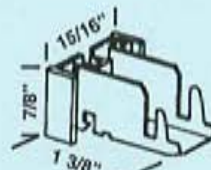
HWP 20
TUCKER
SHOE



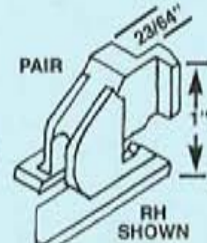
HWP 7
WINDOW MASTER
SHOE



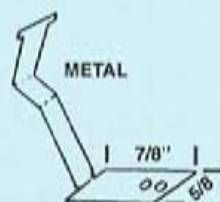
HWP 8
CROSSLY
SHOE



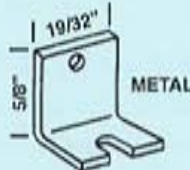
HWP 18
STANLEY
SHOE



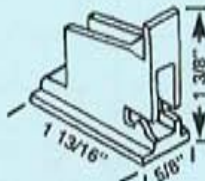
HWP 808
BALANCE
SHOES



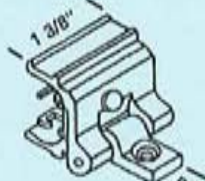
HWP 854
VENT SPRING



HWP 881
ANGLE
CLIP



HWP 415
TUCKER



HWP 724

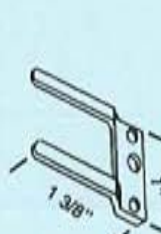


HWP 77
AIRE LOK
FOOT

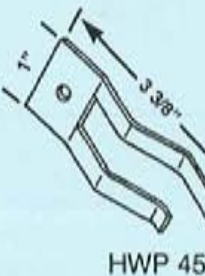


HWP 538
AIRE LOK
SET

RETAINER CLIPS



HWP 111



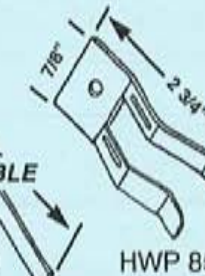
HWP 45



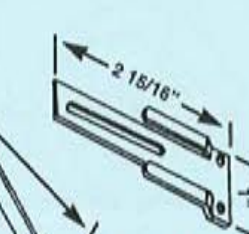
HWP 49



HWP 50



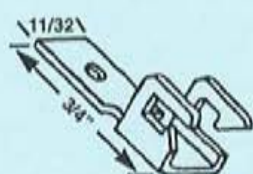
HWP 855



HWP 110



METAL SASH CLIPS



HWP 949



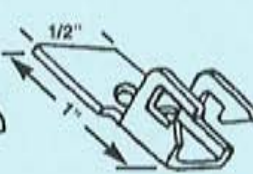
HWP 390



HWP 872



HWP 313



HWP 396



HWP 871



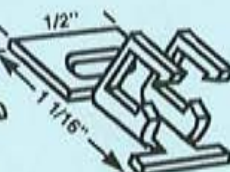
HWP 393



HWP 394



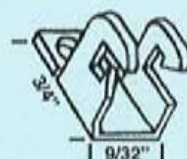
HWP 397



HWP 745



HWP 223
SIDE MT. BKT.



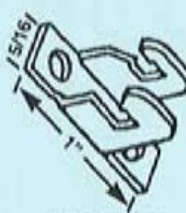
HWP 10
BALANCE FOOT



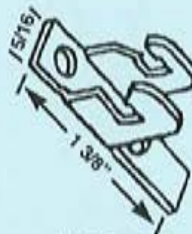
HWP 168
CROWN END



HWP 103
BALANCE FOOT



HWP 272



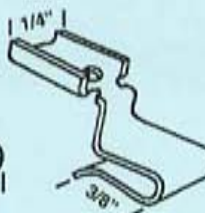
HWP 725



HWP 377



HWP 256



HWP 442

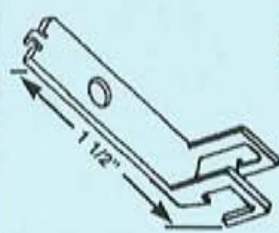


HWP 401

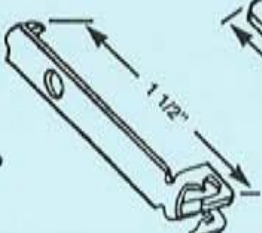


HWP 382

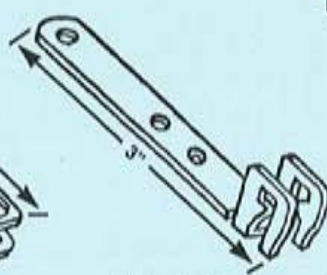
3/8" SPIRAL BALANCE CLIPS



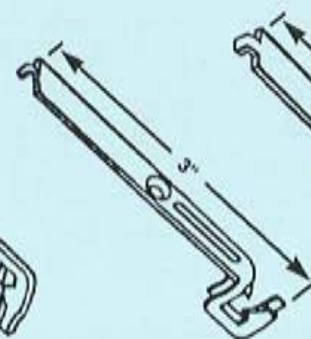
HWP 25



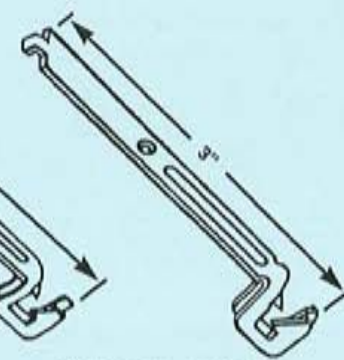
HWP 332



HWP 367



HWP 349-S.S.
HWP 350
STL. PLTD.



HWP 468-COATED
HWP 870
NON-COATED T-47 BKT

IF IN DOUBT ON ANY PART -- SEND SAMPLE FOR IDENTIFICATION

BALANCE ACCESSORIES

**#1
IN
SERVICE**



REPLACEMENT HARDWARE Mfg., Inc.

500 West 84th Street ♦ Hialeah ♦ Florida 33014 ♦ USA
305-558-5051 ♦ Fax: 305-557-5239 ♦ Toll Free: 1-800-780-5051
www.rhmfg.com ♦ www.replacement-hardware.com

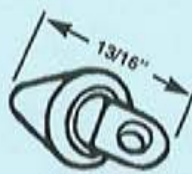
2A7
SECTION A
REV. 2/03

TILT BALANCE

TILT BALANCE



A
HWB-V 3/8"
HWB-O 5/8"
TILT BALANCES



HWP 15
DUST
PLUG



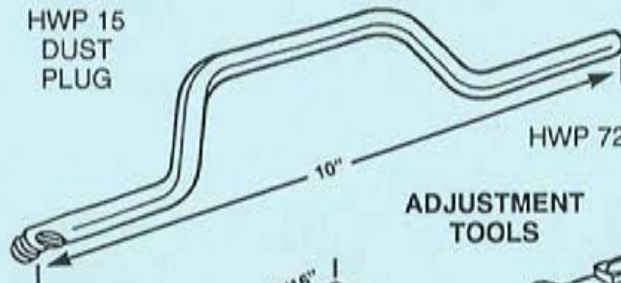
FAS 150
10 x 1/2



FAS 157
10 x 3/4

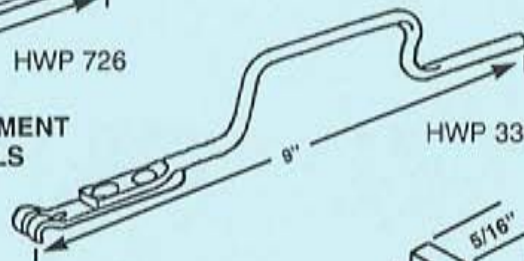


HWP 339
GUIDE

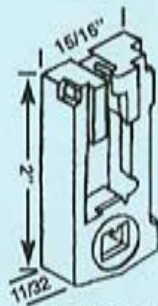


HWP 726

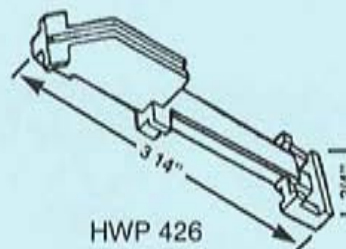
ADJUSTMENT
TOOLS



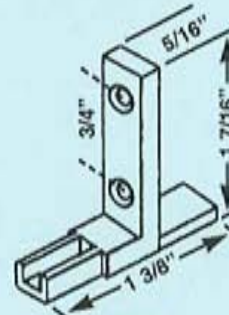
HWP 334



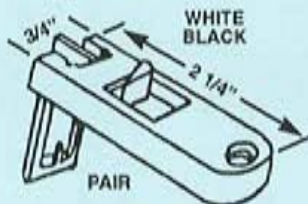
HWP 344
ACORN-KELLER
HOUSING



HWP 426



HWP 924
PIVOT BAR
SIDEMOUNT



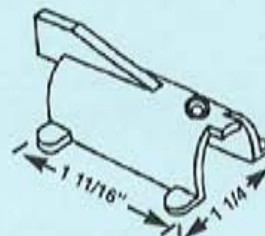
HWP 221
TILT LATCH



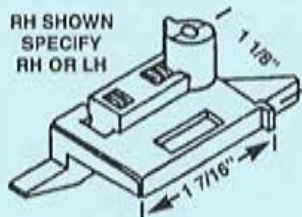
HWP 435
LATCH



HWP 443
LATCH



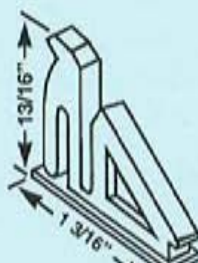
HWP 319
ACORN



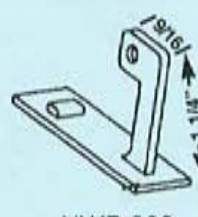
HWP 720
ACORN PIVOT LOCK



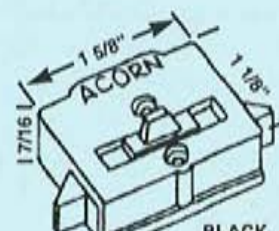
HWP 712
TILT SASH FOOT



HWP 947



HWP 802
HOWARD
GUIDE



HWP 286
TILT LATCH

TILT BARS



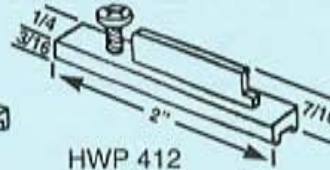
HWP 848



HWP 345



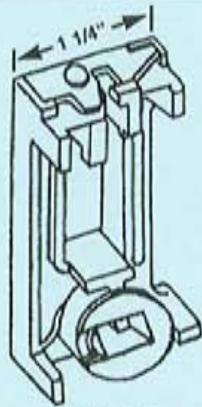
HWP 346



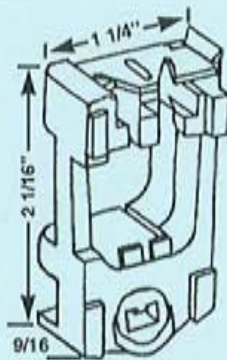
HWP 412



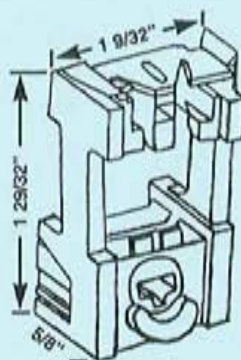
TILT BALANCE ACCESSORIES



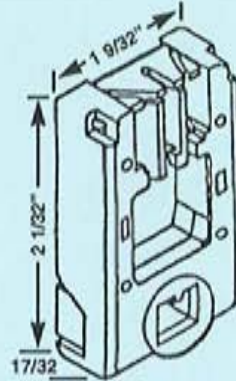
HWP 358
HOUSING



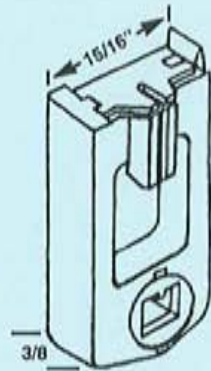
HWP 360
HOUSING



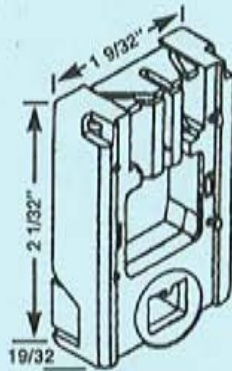
HWP 361
HOUSING



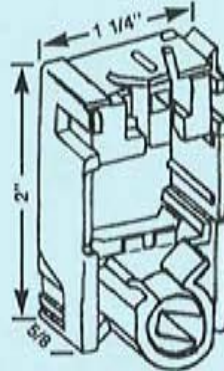
HWP 362
HOUSING



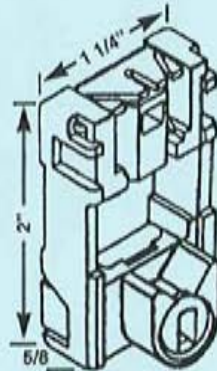
HWP 422
HOUSING



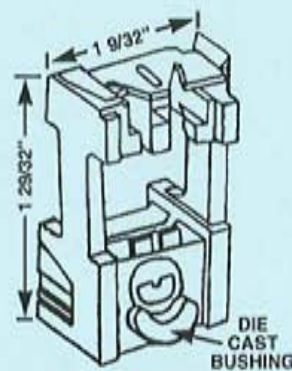
HWP 298
LOCK SHOE



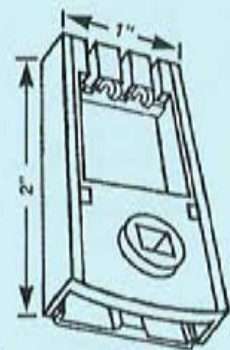
HWP 299
PIVOT SHOE



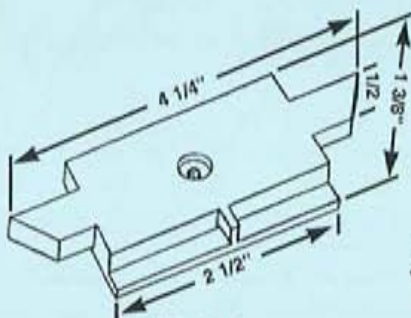
HWP 300
PIVOT SHOE



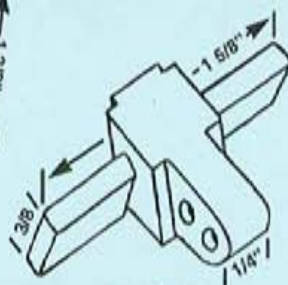
HWP 301
LOCK SHOE



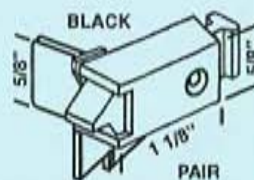
HWP 791
TILT SHOE
FOR HWB-ET
BALANCE



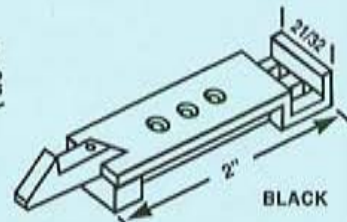
HWP 302
TILT LATCH



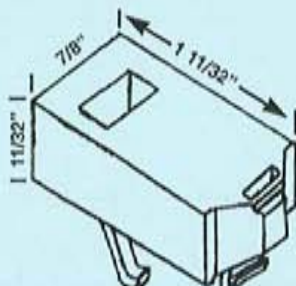
HWP 303
PIVOT BAR



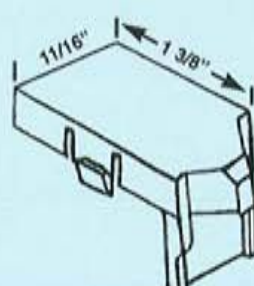
HWP 853
REYNOLDS
TILT LATCH



HWP 890
SLIDE LATCH



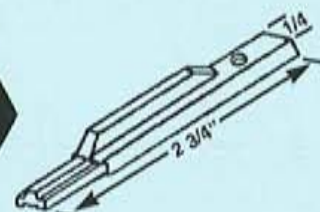
HWP 304
TAMPER LOCK



HWP 305
TAMPER LOCK



HWP 824
SLIDE
BUTTON



HWP 898
ULTRA LIFT
TILT BAR

TILT BALANCE ACCESSORIES

**#1
IN
SERVICE**



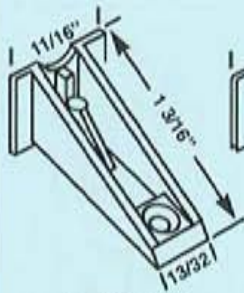
REPLACEMENT HARDWARE Mfg., Inc.

500 West 84th Street ♦ Hialeah ♦ Florida 33014 ♦ USA
305-558-5051 ♦ Fax: 305-557-5239 ♦ Toll Free: 1-800-780-5051
www.rhmfg.com ♦ www.replacement-hardware.com

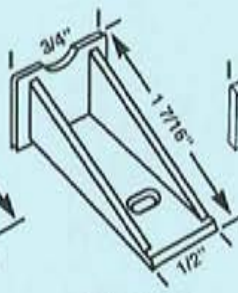
2A9
SECTION A
REV. 2/03

ACCESSORIES

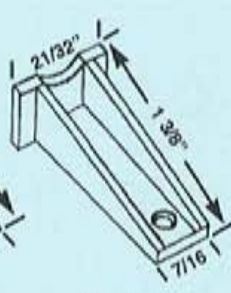
ACCESSORIES



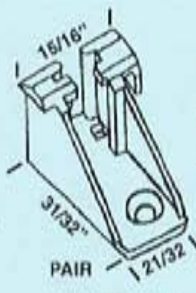
HWP 315
LOOK
TOP GUIDE



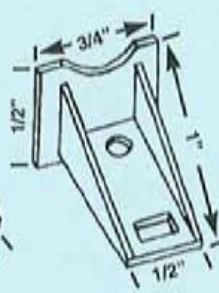
HWP 832
GUIDE



HWP 333
GUIDE



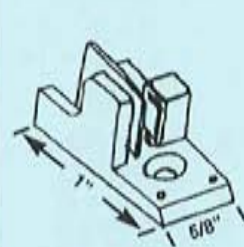
HWP 410
GUIDE



HWP 321
WALLACE
GUIDE



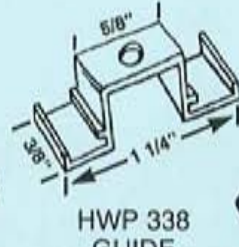
HWP 374
GUIDE



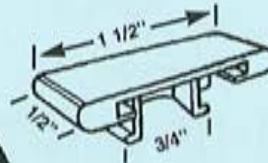
HWP 261
GUIDE



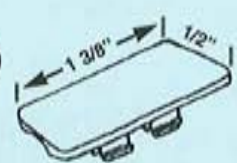
HWP 370
GUIDE



HWP 338
GUIDE



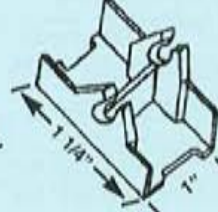
HWP 703
GUIDE



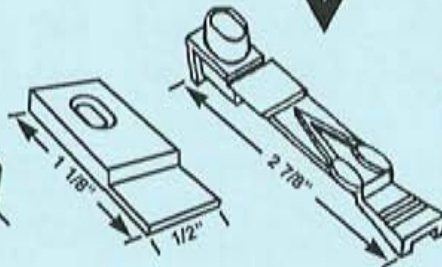
HWP 330
UPPER



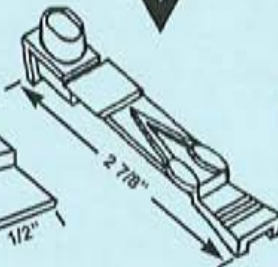
HWP 835



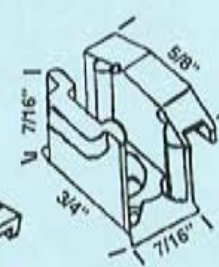
HWP 309
DUST COVER



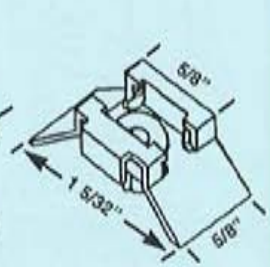
HWP 728



HWP 424
LOOK GUIDE



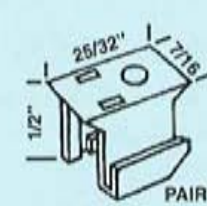
HWP 331
GUIDE



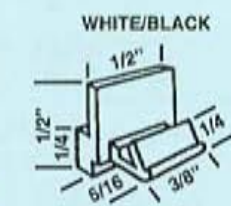
HWP 369
GUIDE



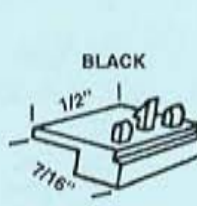
HWP 339
CAP



HWP 283
LOWER



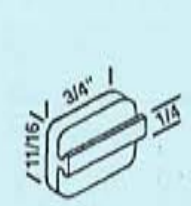
HWP 746
HARCAR 1901
SASH GUIDE



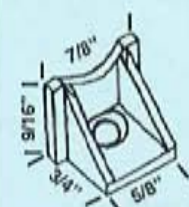
HWP 747
HARCAR OLD
GUIDE



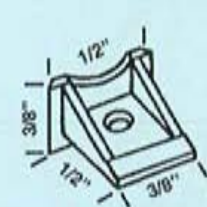
HWP 906
SASH
GUIDE



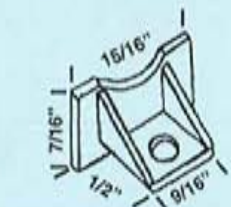
HWP 907
DUST
PLUG



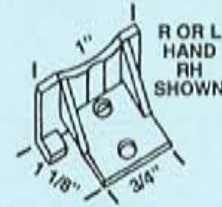
HWP 215
GUIDE



HWP 266
HARCAR
3000 SERIES GUIDE



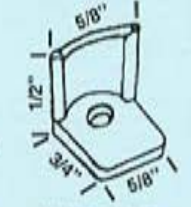
HWP 327
WARE
GUIDE



HWP 865
HOWARD OLD
SASH CLIP



HWP 112
HARCAR TOP
SASH GUIDE



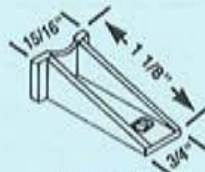
HWP 216
BALANCE
GUIDE



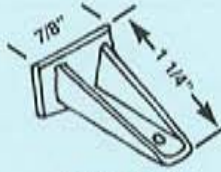
HUNG WINDOW GUIDES



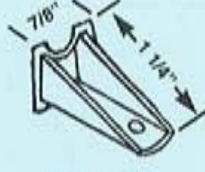
HWP 16
AIR CONTROL
TOP SASH GUIDE



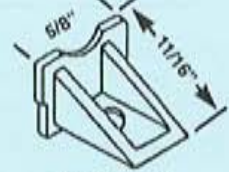
HWP 90
TOP GUIDE



HWP 165
CROWN 3/8
TOP GUIDE



HWP 166
CROWN 5/8
TOP GUIDE



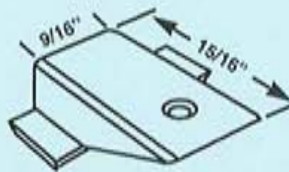
HWP 167
CROWN
GUIDE



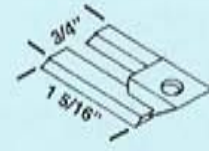
HWP 713
5/8 SPIRAL
BALANCE GUIDE



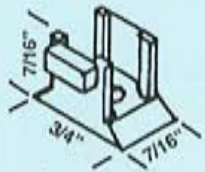
HWP 740
ANDERSON
BALANCE SHOE



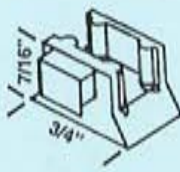
HWP 363
LOOK SH
TOP SASH GUIDE



HWP 60
AIR CONTROL
BALANCE GUIDE



HWP 79
SASH
CARRIER



HWP 81
SASH
CARRIER



HWP 844
GUIDE



HWP 88
GUIDE



HWP 89
GUIDE



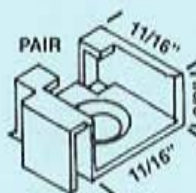
HWP 29
TOP
GUIDE



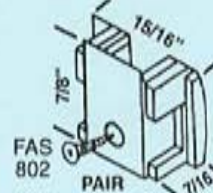
HWP 117
STANLEY
SASH GUIDE



HWP 74
SASH GUIDE



HWP 125
KELLER NEW
GUIDE



HWP 126
KELLER OLD
TOP GUIDE



HWP 82
SASH GUIDE



HWP 440
SASH
GUIDE



HWP 205
AIR CONTROL
SASH GUIDE



HWP 880
GUIDE
BUSHING



HWP 73
GUIDE

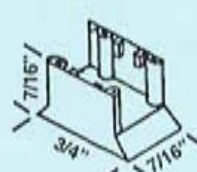


HWP 499
GUIDE



HWP 495
VENT
GUIDE

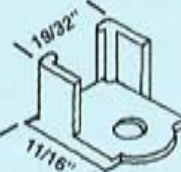
SASH CLIPS



HWP 80



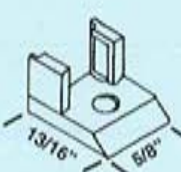
HWP 83



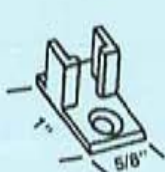
HWP 85



HWP 86



HWP 87



HWP 828

HUNG WINDOW GUIDES

**#1
IN
SERVICE**



REPLACEMENT HARDWARE Mfg., Inc.

500 West 84th Street ♦ Hialeah ♦ Florida 33014 ♦ USA
305-558-5051 ♦ Fax: 305-557-5239 ♦ Toll Free: 1-800-780-5051
www.rhmf.com ♦ www.replacement-hardware.com

2A11
SECTION A
REV. 11/02

HUNG WINDOW GUIDES



HWP 68
GUIDE



HWP 101
CROSSLY TOP
RAIL GUIDE



HWP 33
WEDGE
GUIDE



HWP 115
SPACER



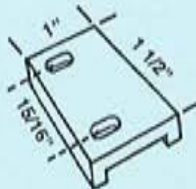
HWP 43
SILL
BLOCK



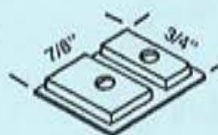
HWP 44
SCREEN
RETAINER



HWP 9
AIRE LOK
STOP



HWP 470
GUIDE



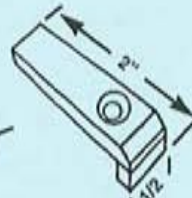
HWP 35
GUIDE



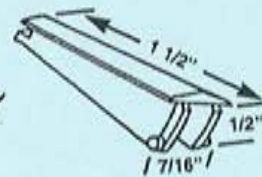
HWP 220
GUIDE



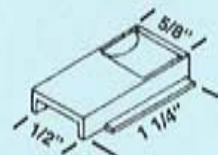
HWP 892
GUIDE



HWP 445
T GUIDE



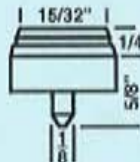
HWP 480
MILLER



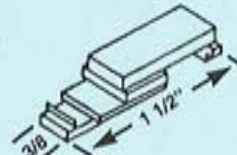
HWP 71
LATCH



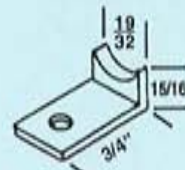
HWP 137
SUPERIOR
SASH STOP



HWP 897
GUIDE



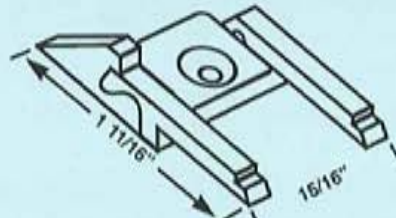
HWP 34
GUIDE



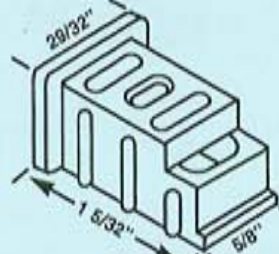
HWP100
GUIDE



HWP 895
SPIRAL
BALANCE
GUIDE



HWP 894
SPIRAL
BALANCE
GUIDE



HWP 749
GATLIN
SASH CAM



HWP 868
WINDOW
CLIP



HWP 711
HAR CAR
GUIDE



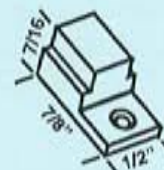
HWP 714
SASH
GUIDE



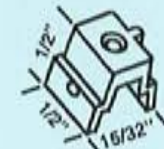
HWP 928
GUIDE



HWP 927
GUIDE



HWP 896
GUIDE

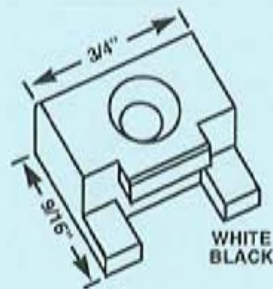


HWP 893
GUIDE

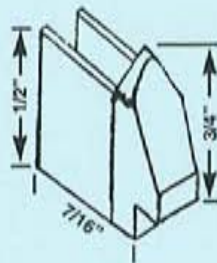
IF IN DOUBT ON ANY PART -- SEND SAMPLE FOR IDENTIFICATION.
WE ARE CONSTANTLY ADDING ADDITIONAL ITEM TO SERVE YOU BETTER.



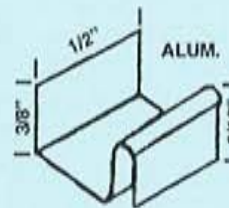
SASH GUIDES



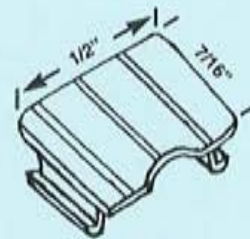
HWP 91
GUIDE



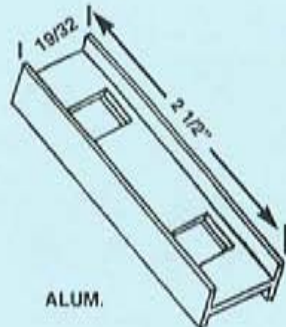
HWP 9
GUIDE



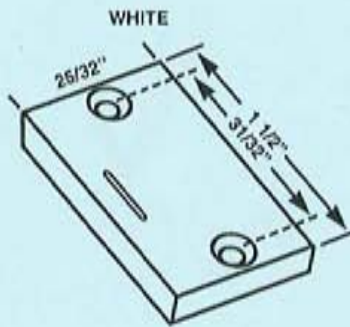
HWP 323
ABC



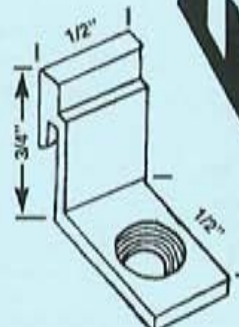
HWP 340
LOOK



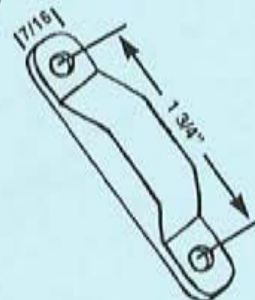
HWP 280
STANLEY
LOCK



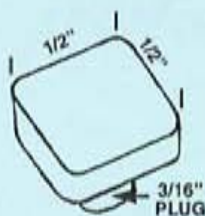
HWP 948
SASH COVER
PAD



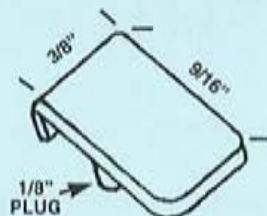
HWP 296
GUIDE



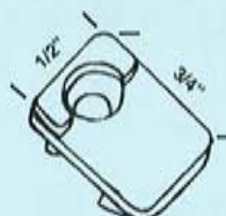
HWP 336
WARE DH



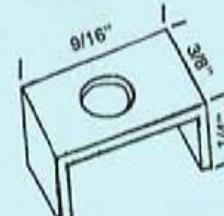
HWP 257
GUIDE



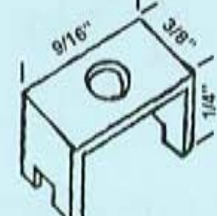
HWP 234
FACE GUIDE



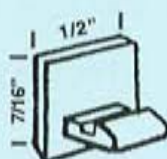
HWP 267
GUIDE



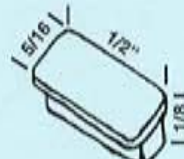
HWP 341
WARE DH



HWP 342
WARE



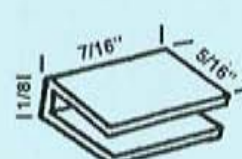
HWP 47
GUIDE



HWP 343
WARE



HWP 444
STANLEY



HWP 448
LIFT RAIL



HWP 420
TM NEW

IF IN DOUBT ON ANY PART -- SEND SAMPLE FOR IDENTIFICATION.
WE ARE CONSTANTLY ADDING ADDITIONAL ITEMS TO SERVE YOU BETTER.

**#1
IN
SERVICE**



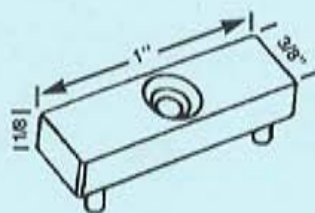
REPLACEMENT HARDWARE Mfg., Inc.

500 West 84th Street ♦ Hialeah ♦ Florida 33014 ♦ USA
305-558-5051 ♦ Fax: 305-557-5239 ♦ Toll Free: 1-800-780-5051
www.rhmfg.com ♦ www.replacement-hardware.com

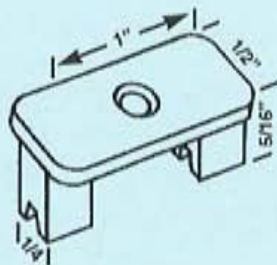
2A13
SECTION A
REV. 11/02

SASH GUIDES

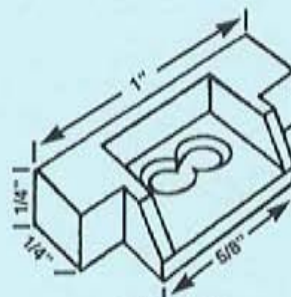
SASH GUIDES



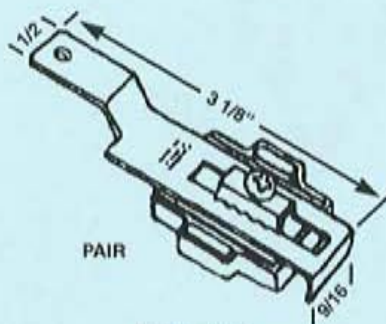
HWP 274
THERM
SASH GUIDE



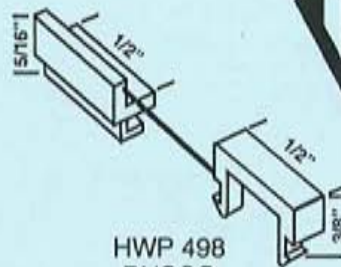
HWP 818
ALENCO
SLIDE GUIDE



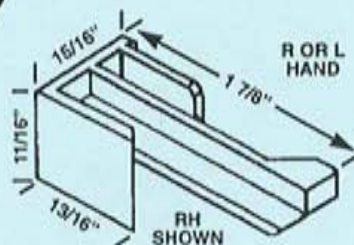
HWP 742
ANDERSON
TOP SASH GUIDE



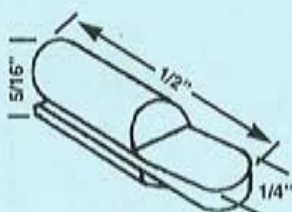
HWP 816
JAMAICAN SASH
POSITIONER



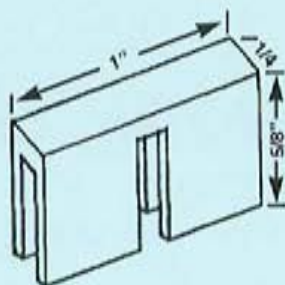
HWP 498
RUSCO
SASH GUIDE & LOCK
(300-B1)



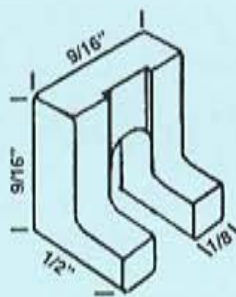
HWP 817
SEASONALL
ANTI-DRAFT PLUG



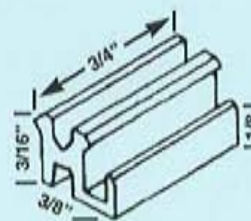
HWP 741
ANDERSON
BOTTOM GUIDE



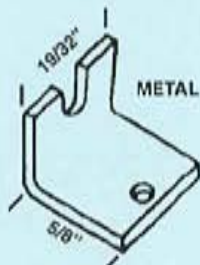
HWP 476
S/H
SASH GUIDE



HWP 743
ANDERSON
SPACER BLOCK



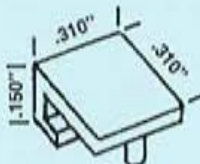
HWP 873
BINNINGS
SASH GUIDE



HWP 881
ANGLE
CLIP



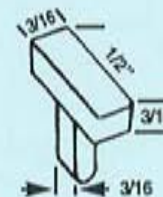
HWP 731
GP BACKING
BLOCK



HWP 815
GUIDE



HWP 864
GUIDE



HWP 874
ANTI-RATTLE
PIN

IF IN DOUBT ON ANY PART -- SEND SAMPLE FOR IDENTIFICATION.
WE ARE CONSTANTLY ADDING ADDITIONAL ITEMS TO SERVE YOU BETTER.



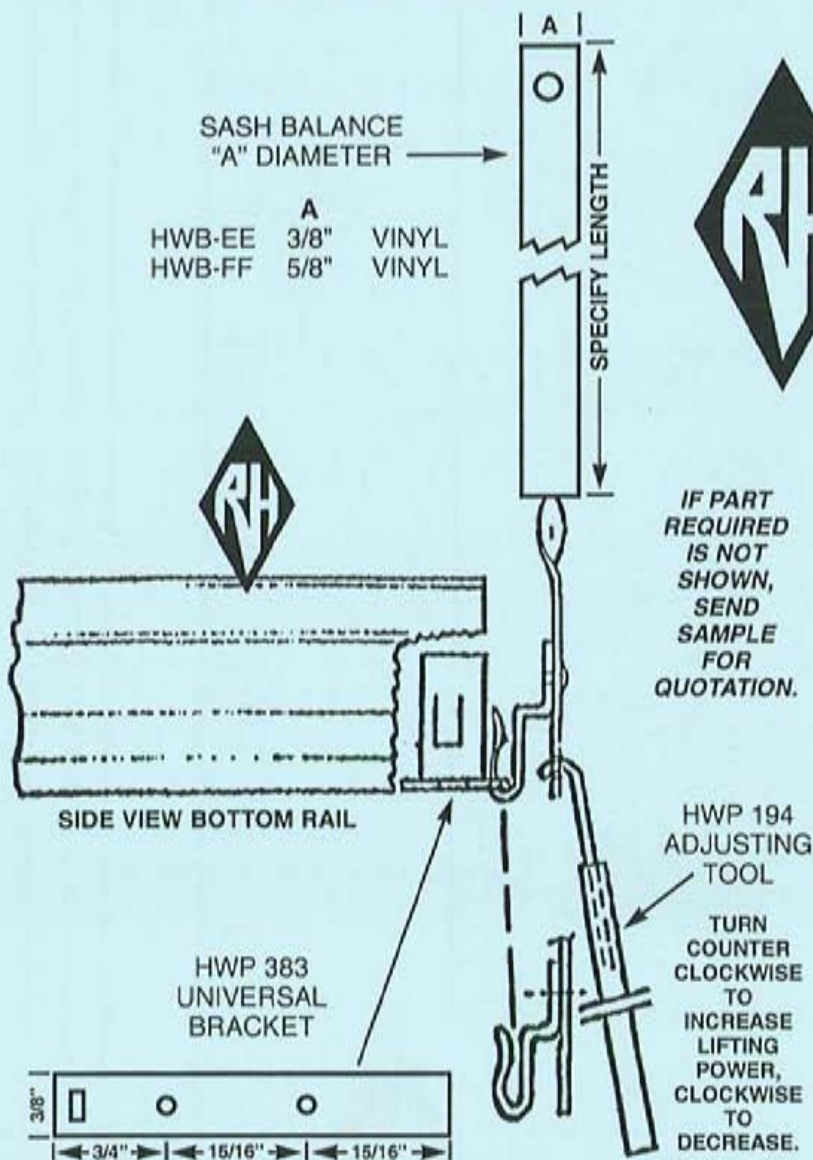
REPLACEMENT HARDWARE Mfg., Inc.

500 West 84th Street ♦ Hialeah ♦ Florida 33014 ♦ USA
305-558-5051 ♦ Fax: 305-557-5239 ♦ Toll Free: 1-800-780-5051
www.rhmfg.com ♦ www.replacement-hardware.com

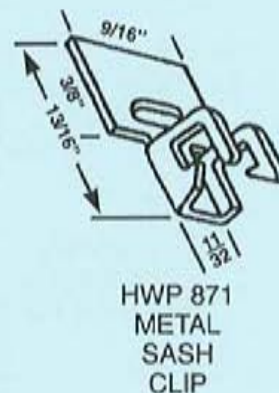
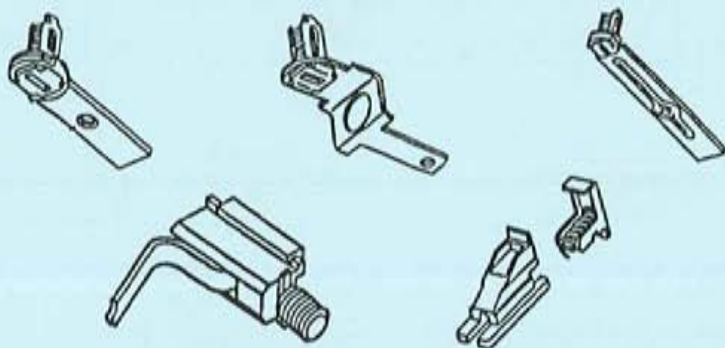
**#1
IN
SERVICE**

SASH GUIDES

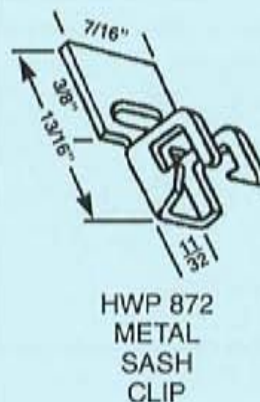
UNIVERSAL REPLACEMENT BALANCE CYCOLAC TUBE COVER



THE BRACKET ABOVE IS A REPLACEMENT
FOR BRACKETS SHOWN BELOW.



HWB-ET
3/8"
HWB-FT
5/8"



HWB-FG
3/8"
HWB-FH
5/8"

**#1
IN
SERVICE**

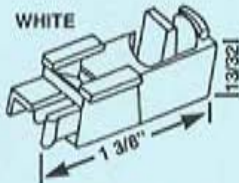


REPLACEMENT HARDWARE Mfg., Inc.

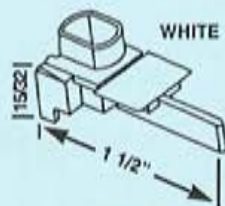
500 West 84th Street ♦ Hialeah ♦ Florida 33014 ♦ USA
305-558-5051 ♦ Fax: 305-557-5239 ♦ Toll Free: 1-800-780-5051
www.rhmfg.com ♦ www.replacement-hardware.com

2A15
SECTION A
REV. 2/03

NEW STYLE



HWP 230
ANDERSON
BALANCE FOOT



HWP 231
ANDERSON
GUIDE
NEW STYLE



HWP 454
ANDERSON
LOCK



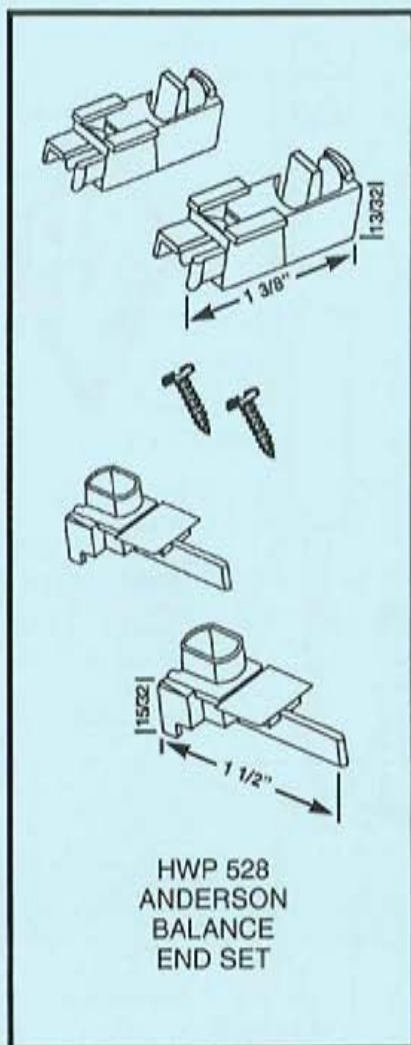
HWP 258
ANDERSON
TOP GUIDE
TILT LATCH



WGB 16
ANDERSON
1/4" GLASS



WGB 23
V.E. ANDERSON
BLACK



HWP 528
ANDERSON
BALANCE
END SET

GRAY
CYCOLAC
TUBE
COVER

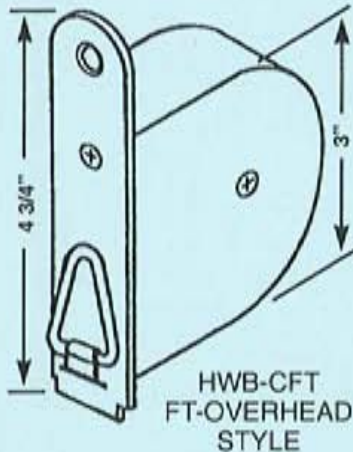


IF IN DOUBT ON ANY PART -- SEND SAMPLE FOR IDENTIFICATION.
WE ARE CONSTANTLY ADDING ADDITIONAL ITEMS TO SERVE YOU BETTER.

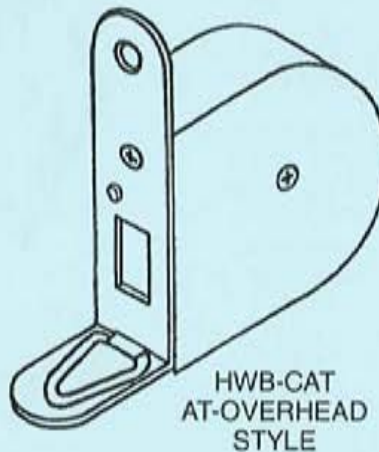


CLOCK SPRING (TAPE) BALANCES

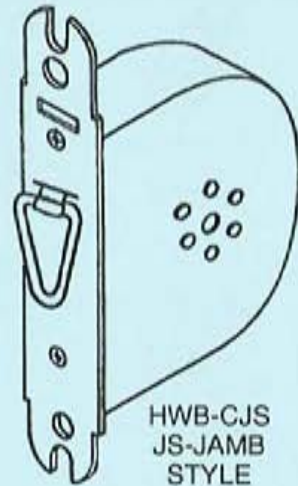
WEIGHT & TYPE ARE STAMPED ON FACEPLATE



HWB-CFT
FT-OVERHEAD
STYLE



HWB-CAT
AT-OVERHEAD
STYLE



HWB-CJS
JS-JAMB
STYLE

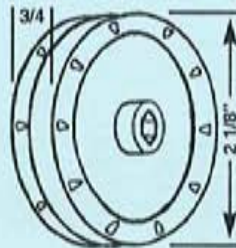
- TO ORDER BALANCE:**
1. DETERMINE STYLE (CFT, CAT, CJS)
 2. DETERMINE TYPE (USUALLY 150, 154, OR 242)
 3. DETERMINE WEIGHT
- ORDER: HWB - (STYLE), (TYPE), (WEIGHT)**

5/8" B&T
BALANCE

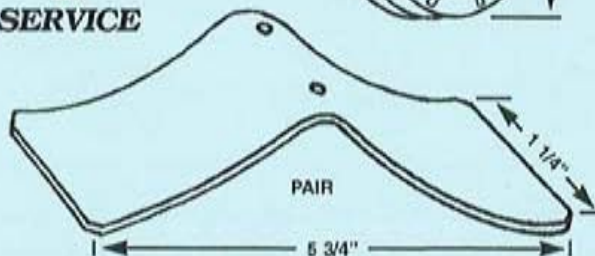


**WE'RE
#1
IN
SERVICE**

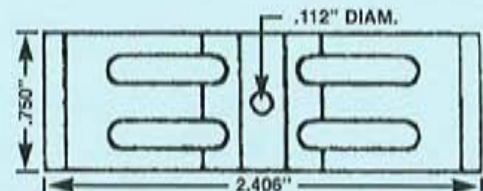
HWP 446
DOUBLE
PULLY



**IF IN DOUBT ON ANY
PART, SEND SAMPLE
FOR IDENTIFICATION**



HWP 447 TENSION SPRING

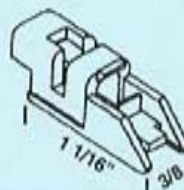


WPA 175 JAMB CLIP

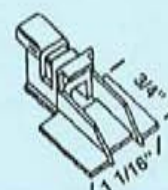
END SETS FOR 3/8" B&T BALANCES SEE BALANCES ON NEXT PAGE



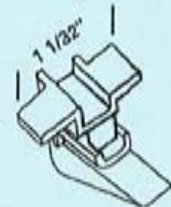
HWB-LO
LOOK/RUSCO
2300 SERIES



HWP 502
CROSS EASTERN END SET



HWP 515
THERMALUME END SET



**#1
IN
SERVICE**



REPLACEMENT HARDWARE Mfg., Inc.

500 West 84th Street ♦ Hialeah ♦ Florida 33014 ♦ USA
305-558-5051 ♦ Fax: 305-557-5239 ♦ Toll Free: 1-800-780-5051
www.rhmfg.com ♦ www.replacement-hardware.com

2B1
SECTION B
REV. 11/02

3/8" HUNG WINDOW B&T BALANCES & PARTS

3/8" HUNG WINDOW B&T BALANCES & PARTS



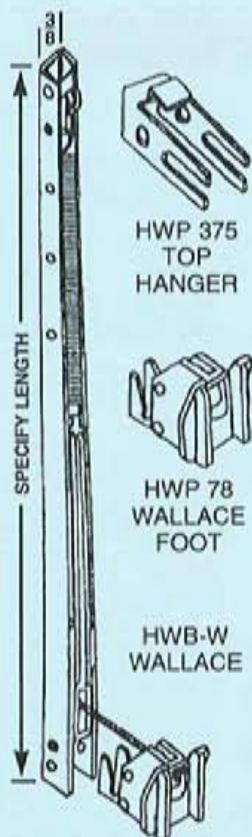
IF IN DOUBT
ON ANY PART,
SEND SAMPLE FOR
IDENTIFICATION

3/8" B&T BALANCES:

HWB-C 3/8" BLANKS NO ENDS

BALANCES WITH ENDS ATTACHED:

BALANCE	MANUFACTURER	ENDS ATTACHED
HWB-G	THERMALUME	HWP 276-277
HWB-T	LAWSON	HWP 183-184
HWB-U	CE OR TM	HWP 206-207



HWP 375
TOP
HANGER

HWP 78
WALLACE
FOOT

HWB-W
WALLACE



HWP 921
TERMINAL
HOUSING


HWP 922
TAKE OUT
CAM

HWP 923
BRAKE
SHOE

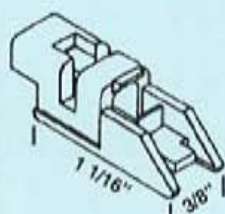
HWB-PS
TILT
W/HWP 359
ATTACHED

FAS 930
RIVET

HWP 93
TAKE
OUT
CLIP



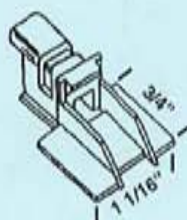
HWB-C
NON-TILT



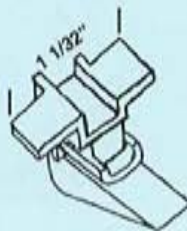
HWP 206
CROSS EASTERN
TOP



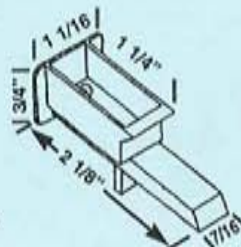
HWP 207
CROSS EASTERN
BOTTOM



HWP 276
THERMALUME
TOP



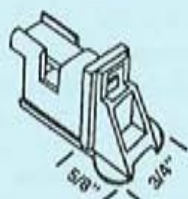
HWP 277
THERMALUME
BOTTOM



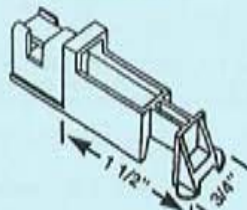
HWP 271
THERMALUME
GUIDE



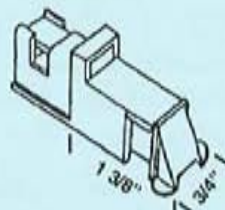
HWP 232
LAWSON
SASH STOP



HWP 185
LAWSON TOP



HWP 184
LAWSON TOP



HWP 184M
MODIFIED TOP



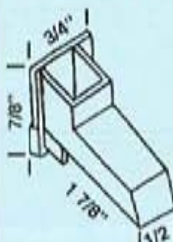
HWP 183
LAWSON BOTTOM



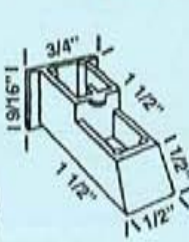
HWP 120
BOTTOM



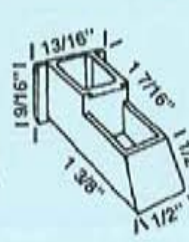
HWP 121
BOTTOM



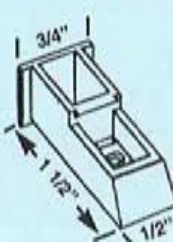
HWP 429
SASH CAM



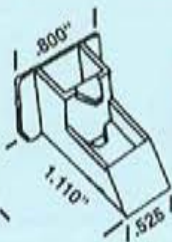
HWP 458
SASH CAM



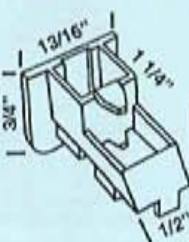
HWP 488
SASH CAM



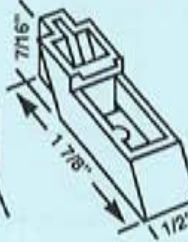
HWP 733
SASH GUIDE



HWP 328
CE GUIDE



HWP 314
CE SASH CAM

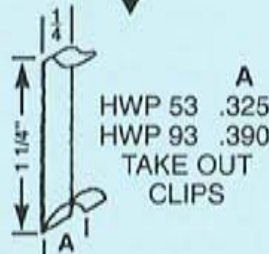


HWP 919
SASH CAM



HUNG WINDOW BALANCES & PARTS

Suggested Instructions for Removing or Installing Sash Balances



A
HWP 53 .325
HWP 93 .390
TAKE OUT
CLIPS



HWP 51
BALANCE
ATTACHING
CLIP



FAS 901
RIVET

All balances require ends.
See following pages for
popular sets & selection
of tops & bottoms.



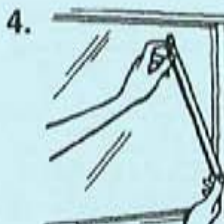
1. Remove sash stop from top of frame jamb, which will expose formed tabs or take out clips, which may be pivoted forward, as shown in circle.



2. Raise sash to its uppermost position. Sash will dis-engage from balance, which will be retained by the formed tab or clip in frame jamb.

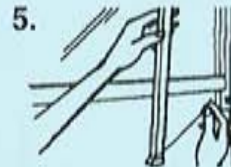


3. Push sash into either frame jamb & rotate opposite side towards interior, allowing for removal of operating sash.

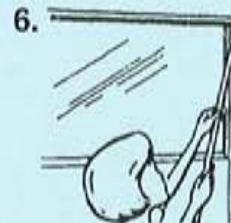


4. Push top of sash balance downward to dis-engage from tab or take-out clip. Then lift balance towards center of window & remove cord terminal clip from square hole located in center of frame jamb.

**REPLACEMENT OF SASH
BALANCE IN WINDOW:**
Reverse the aforementioned
procedure as follows:



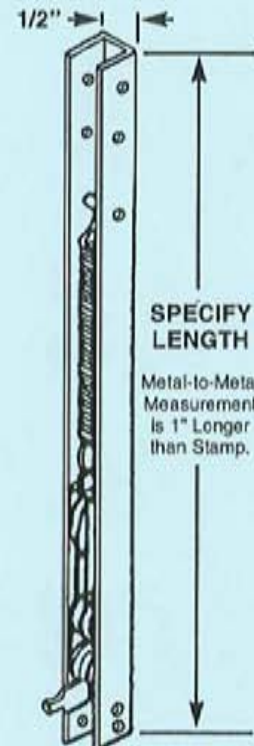
5. Insert cord terminal clip in square hole, located in center of frame jamb. For ease and safety when installing balance, it is suggested that the cord be wrapped around balance case several times, then insert cord clip in square hole and carefully unwrap cord from around balance case.



6. With terminal clip installation, insert balance into frame jamb and locate top plastic guide under formed tab at top of frame jamb.



7. With sash located above the balance, insert sash into either frame jamb, rotating opposite side of sash into opposite frame jamb. Center sash between jambs and lower sash to engage sash balance. Replace sash stops at top of frame jambs.



**SPECIFY
LENGTH**

Metal-to-Metal
Measurement
Is 1" Longer
than Stamp.

**5/8" SQUARE
BLOCK & TACKLE**

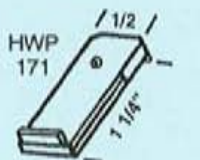
HWB-D 20
HWB-E 30
HWB-H 10
HWB-I 40
HWB-AB 50

HWB-AF DUAL SPRING
HWB-AS SPECIAL

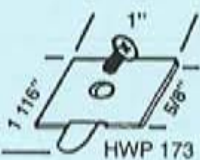
BALANCE END SETS WITH FASTENERS SETS CONTAIN PARTS TO REPAIR ONE SASH



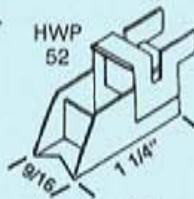
HWP 172



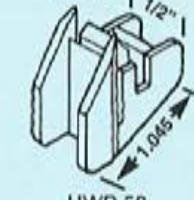
HWP 171



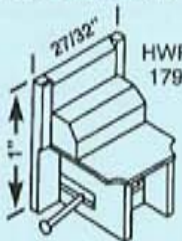
HWP 173



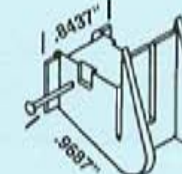
HWP 52



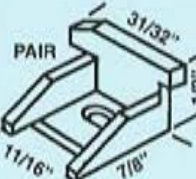
HWP 58



HWP 179



HWP 178



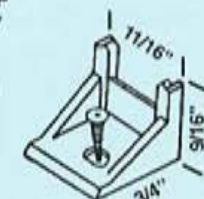
HWP 48



HWP 177



HWP 174



HWP 175



HWP 176

HWP 561 YALE OGRON

HWP 547 NEW PAN AM

HWP 546 PAN AM

HUNG WINDOW BALANCES & PARTS

**#1
IN
SERVICE**



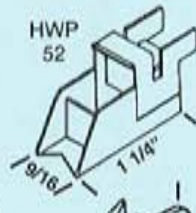
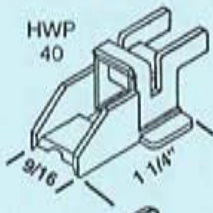
REPLACEMENT HARDWARE Mfg., Inc.

500 West 84th Street ♦ Hialeah ♦ Florida 33014 ♦ USA
305-558-5051 ♦ Fax: 305-557-5239 ♦ Toll Free: 1-800-780-5051
www.rhmfg.com ♦ www.replacement-hardware.com

2B3
SECTION B
REV. 11/02

REPLACEMENT END SETS FOR 5/8" B & T BALANCES

BALANCES MUST HAVE TOP & BOTTOM ENDS ATTACHED
SHOWN BELOW ARE SOME OF THE MOST POPULAR COMBINATIONS

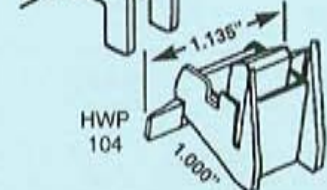
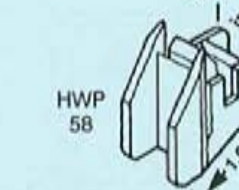
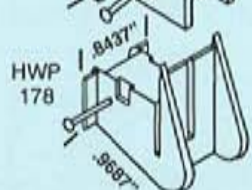
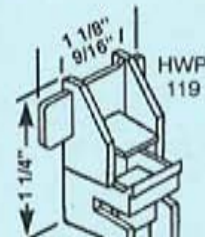
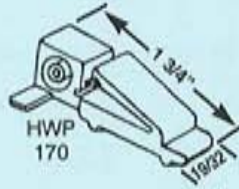
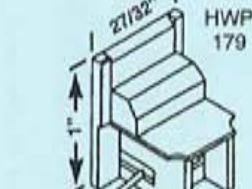
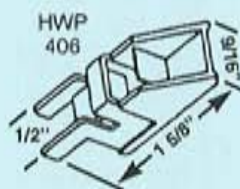


HWP 501
OLD HARCAR
BALANCE ASMB
HWB-KO

HWP 504
CE, ANDERSON
BALANCE ASMB
HWB-CE

HWP 503
YALE OGRON
BALANCE ASMB
HWB-Y

HWP 505
OLD
KINCO

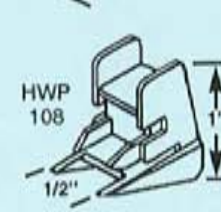
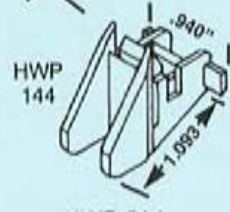
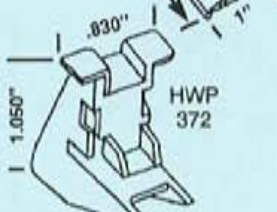
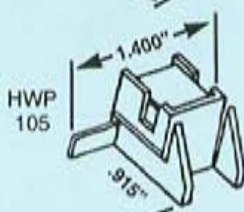
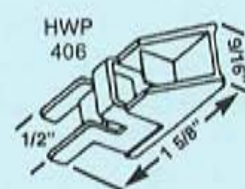
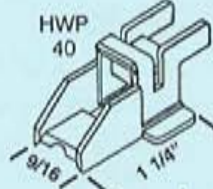
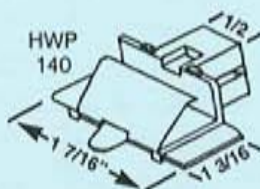


HWP 506
KINCO-TM-CLEARVIEW
BALANCE ASMB
HWB-KK

HWP 507
PAN AM
BALANCE ASMB
HWB-P

HWP 508
JONES OLD SECURITY
BALANCE ASMB
HWB-S

HWP 509
CROSSLY 780 SERIES
BALANCE ASMB
HWB-BB



HWP 510
CROSSLY 700 SERIES
BALANCE ASMB
HWB-AA

HWP 535
BELLVIEW
BALANCE ASMB
HWB-BL

HWP 514
CE, Penco,
MILLER, REMINGTON
BALANCE ASMB
HWB-JJ

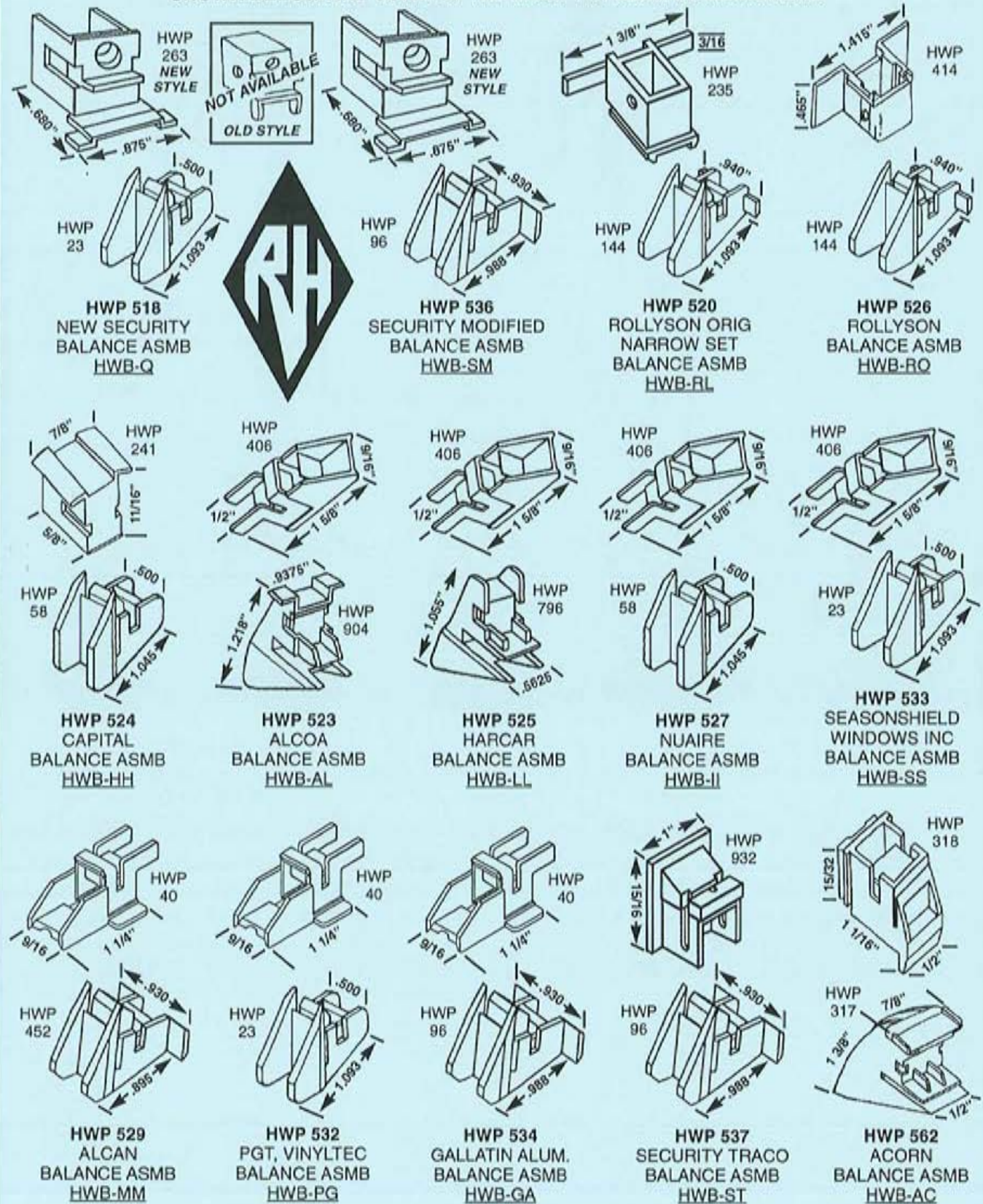
HWP 519
SUNSHINE & EFCO
BALANCE ASMB
HWB-SW

TO ORDER BALANCE WITH ENDS YOU HAVE CHOSEN, ORDER THE UNDERLINED HWB-TYPE
ALL SETS CONTAIN: 1 TOP • 1 BOTTOM • 2 RIVETS.



REPLACEMENT END SETS FOR 5/8" B & T BALANCES

BALANCES MUST HAVE TOP & BOTTOM ENDS ATTACHED
SHOWN BELOW ARE SOME OF THE MOST POPULAR COMBINATIONS



TO ORDER BALANCE WITH ENDS YOU HAVE CHOSEN, ORDER THE UNDERLINED HWB-TYPE
ALL SETS CONTAIN: 1 TOP • 1 BOTTOM • 2 RIVETS.

**#1
IN
SERVICE**



REPLACEMENT HARDWARE Mfg., Inc.

500 West 84th Street ♦ Hialeah ♦ Florida 33014 ♦ USA
305-558-5051 ♦ Fax: 305-557-5239 ♦ Toll Free: 1-800-780-5051
www.rhmf.com ♦ www.replacement-hardware.com

2B5
SECTION B
REV. 11/02

REPLACEMENT END SETS FOR 5/8" B & T BALANCES

5/8" B & T BALANCE PARTS



HWP 236
OLD
SEALMASTER
TOP



**#1
IN
SERVICE**



HWP 242
GTO 4
TOP

HWP 237
SEALMASTER
BOTTOM

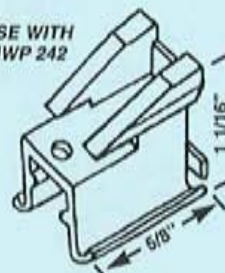


5/8" BALANCE RIVETS

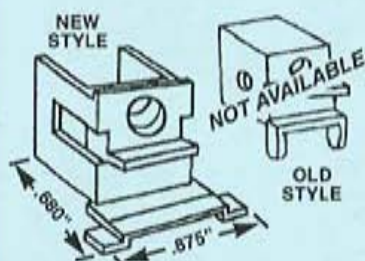
	A	B	C
FAS 901	.093	.185	.625
FAT 918	.093	.190	.600
FAS 995	.118	.222	.655

USE WITH
HWP 242

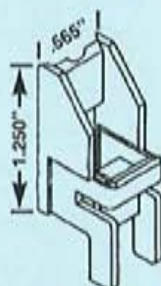
HWP 719
BOTTOM



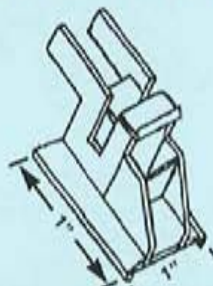
5/8" B & T BALANCE TOPS



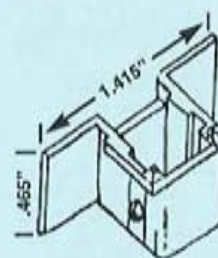
HWP 263
SECURITY



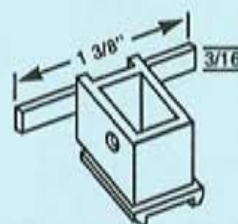
HWP 406



HWP 371
BELLAIR



HWP 414
ROLLYSON



HWP 235
ROLLYSON
NARROW



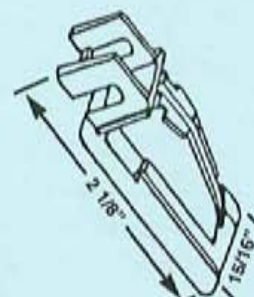
HWP 57



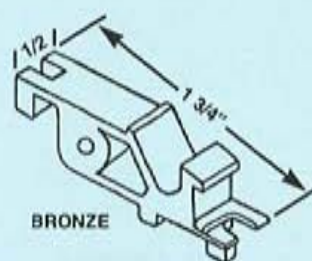
HWP 322
SECURITY



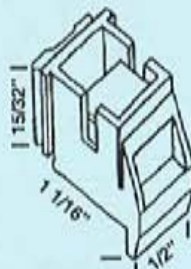
HWP 324



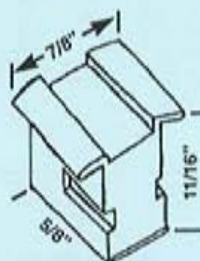
HWP 63
WT IND



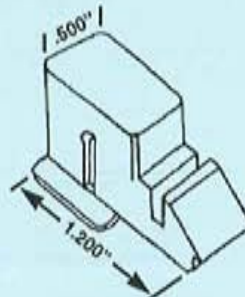
HWP 233
GENERAL BRONZE



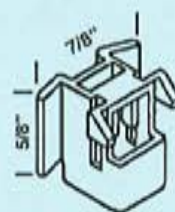
HWP 318
ACORN



HWP 241
CAPITAL



HWP 308



HWP 863
CAPITAL



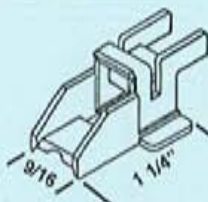
5/8" B & T BALANCE TOPS



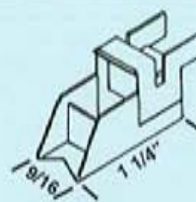
HWP 107
SASH GUIDE



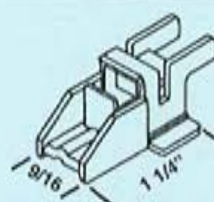
HWP 37
DARYL



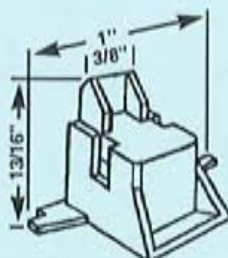
HWP 40



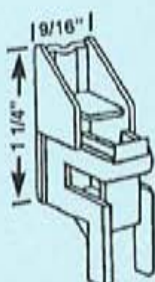
HWP 52
YALE OGRON



HWP 181
CROSS EASTERN



HWP 727
BELLVIEW



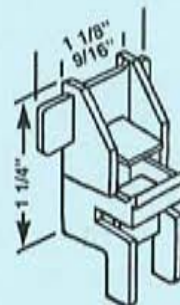
HWP 483



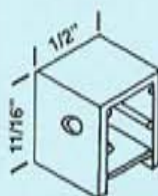
HWP 487



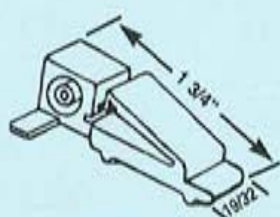
HWP 490
PAN AM
CALDWELL



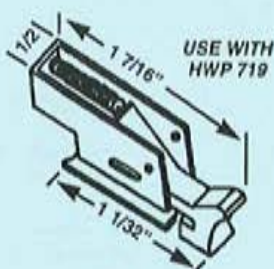
HWP 119
CROSSLY 780



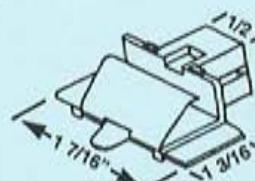
HWP 92
GUIDE



HWP 170
JONES
OLD SECURITY



HWP 242
GTO 4



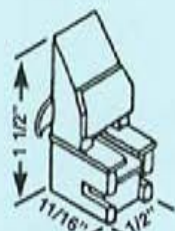
HWP 140
CROSSLY 700



HWP 30
TOP



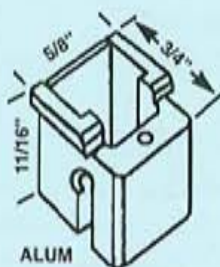
HWP 236
OLD SEALMASTER



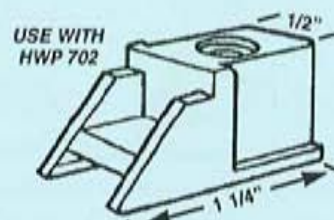
HWP 28
DARYL



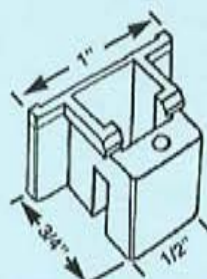
HWP 38
DARYL



HWP 709
UNIVERSAL



HWP 701



HWP 705
AMERICAN



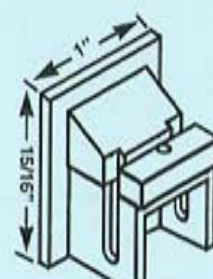
HWP 177
OLD PAN AM



HWP 179
PAN AM



HWP 917
UNIQUE



HWP 932
SECURITY 00

5/8" B & T BALANCE TOPS

**#1
IN
SERVICE**

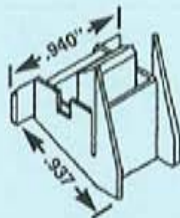


REPLACEMENT HARDWARE Mfg., Inc.

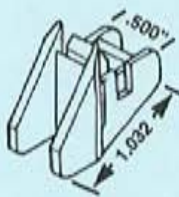
500 West 84th Street ♦ Hialeah ♦ Florida 33014 ♦ USA
305-558-5051 ♦ Fax: 305-557-5239 ♦ Toll Free: 1-800-780-5051
www.rhmfg.com ♦ www.replacement-hardware.com

2B7
SECTION B
REV. 11/02

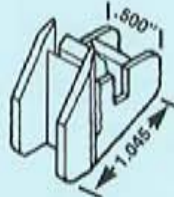
5/8" B & T BALANCE BOTTOMS



HWP 98



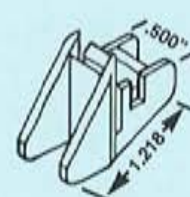
HWP 39



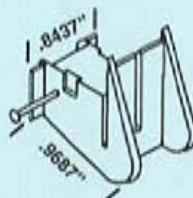
HWP 58
YALE S/H



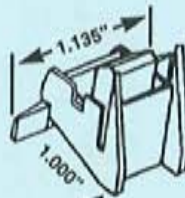
HWP 97



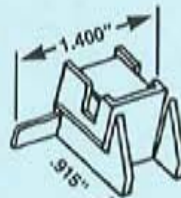
HWP 106
FAB. PRODS



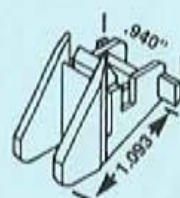
HWP 178
PAN AM



HWP 104
CROSSLY 780



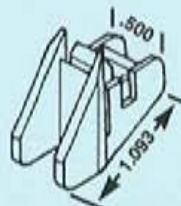
HWP 105
CROSSLY 700



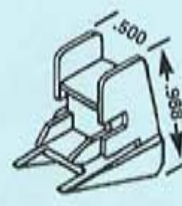
HWP 144
CROSS EASTERN



HWP 451

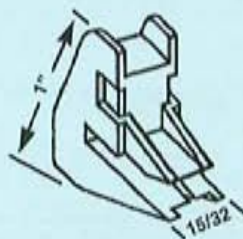


HWP 23
SHOE

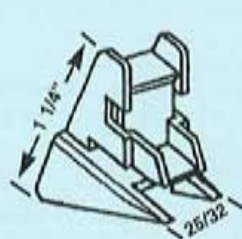


HWP 108
HAR CAR

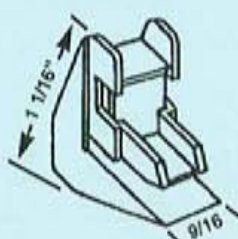
**WE'RE
#1
IN
SERVICE**



HWP 13



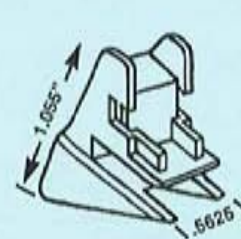
HWP 466



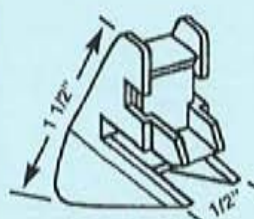
HWP 467
ALINCO



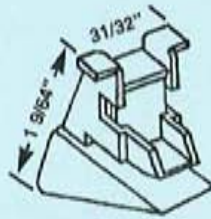
HWP 484



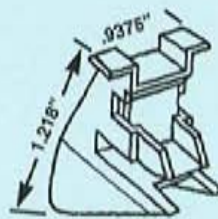
HWP 796



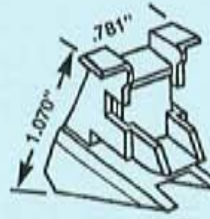
HWP 891



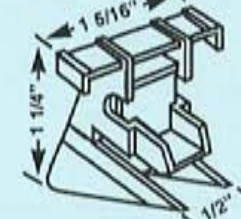
HWP 485



HWP 904



HWP 905

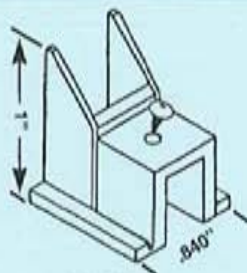


HWP 729
MOLD SAVER

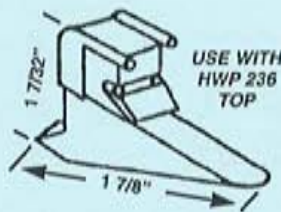
IF IN DOUBT ON ANY PART -- SEND SAMPLE FOR IDENTIFICATION.
WE ARE CONSTANTLY ADDING ADDITIONAL ITEMS TO SERVE YOU BETTER.



5/8" B & T BALANCE BOTTOMS



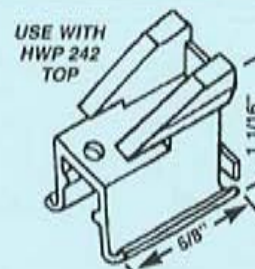
HWP 176
OLD PAN AM



HWP 237
SEALMASTER



HWP 702
SILVER LINE



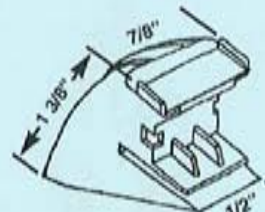
HWP 719



HWP 21



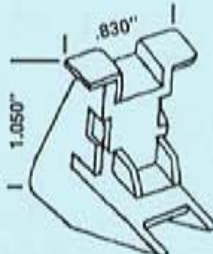
HWP 180
SECURITY



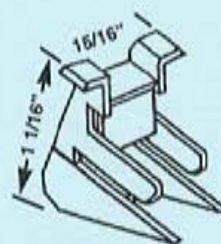
HWP 317
ACORN



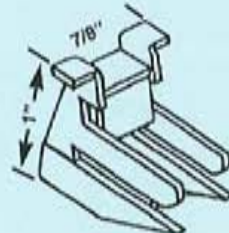
HWP 31



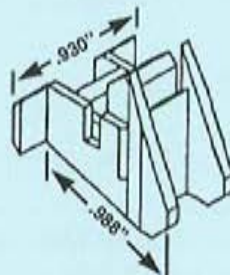
HWP 372
BELLAIRE



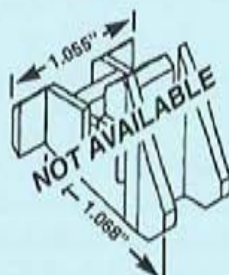
HWP 486



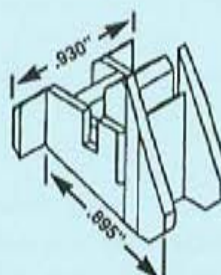
HWP 489
PAN AM
CALDWELL



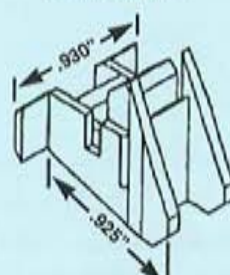
HWP 96



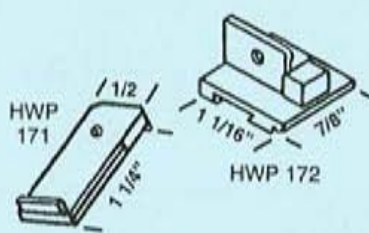
HWP 97



HWP 452



HWP 453



HWP 512
Y O SASH GUIDE SET



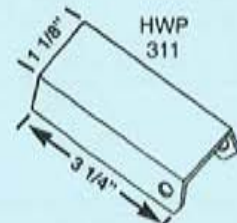
HWP 173



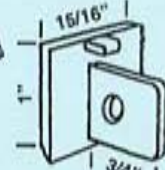
HWP 171



HWP 172



HWP 311



HWP 560
NEW Y O GUIDE SET

HWP 513
Y O SASH STOP SET

5/8" B & T BALANCE BOTTOMS

#1
IN
SERVICE



REPLACEMENT HARDWARE Mfg., Inc.

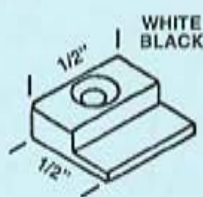
500 West 84th Street ♦ Hialeah ♦ Florida 33014 ♦ USA
305-558-5051 ♦ Fax: 305-557-5239 ♦ Toll Free: 1-800-780-5051
www.rhmfg.com ♦ www.replacement-hardware.com

2B9
SECTION B
REV. 11/02

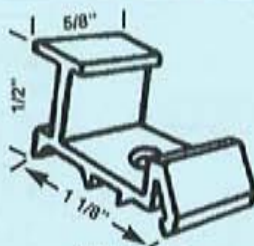
GUIDES



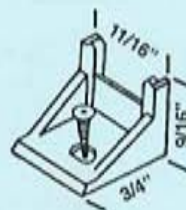
HWP 224
NU AIRE
FACE GUIDE



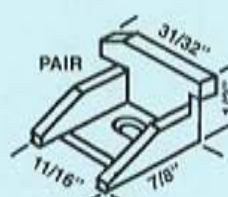
HWP 225
KELLER
FACE GUIDE



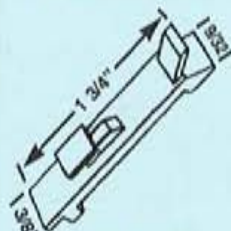
HWP 795
HOWARD
SASH GUIDE



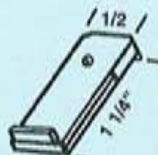
HWP 175
PAN AM OLD
SASH GUIDE



HWP 48
PAN AM NEW
GUIDE



HWP 136
PAN AM
STOP



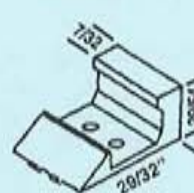
HWP 171
Y O VENT
BKT SLIDE



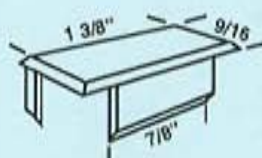
HWP 172
Y O VENT
BRACKET



HWP 174
PAN AM OLD
SASH LOCK



HWP 823
SASH
GUIDE



HWP 790
APL
END CAP



HWP 794
HOWARD
BALANCE
HOLDER



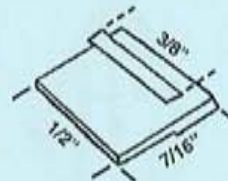
HWP 801
GUIDE



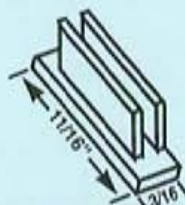
HWP 130
LAWSON
GUIDE



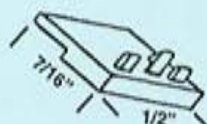
HWP 809
HOWARD
PIVOT PIN



HWP 217
PAN AM
VENT
GUIDE



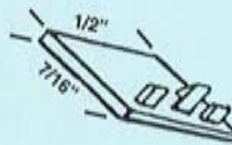
HWP 819
SUPERIOR
GUIDE



HWP 159
GATLIN 121
SASH GUIDE



HWP 190
BETTER BUILT
FACE GUIDE



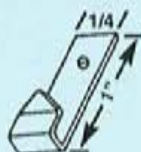
HWP 191
SPICER
SLIPPER



HWP 122
FACE
GUIDE



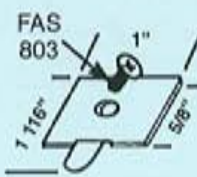
HWP 53 .325
HWP 93 .390
TAKE OUT
CLIPS



HWP 51
BALANCE
ATTACHING
CLIP



HWP 188
TERMINAL
CLIP



HWP 173
Y O
BALANCE
STOP



HWP 187
SECURITY
METAL SASH
STOP



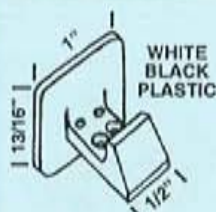
HWP 799
AMERICAN
WINDOW
VENT GUIDE

IF IN DOUBT ON ANY PART -- SEND SAMPLE FOR IDENTIFICATION

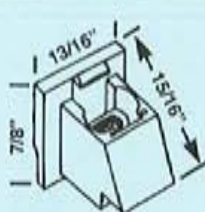
GUIDES



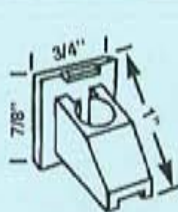
ACCESSORIES



HWP 186
STOP



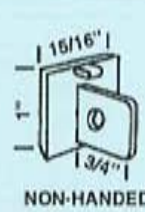
HWP 208
GUIDE



HWP 282
GUIDE



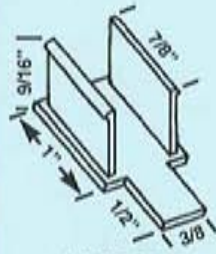
HWP 192



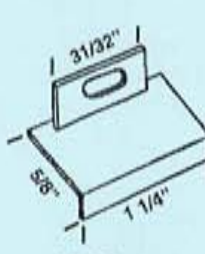
HWP 437
YO NEW



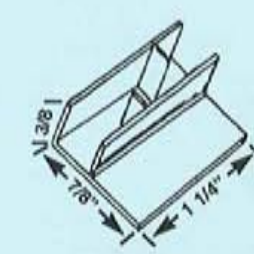
HWP 310
NEW YO
VENT BKT



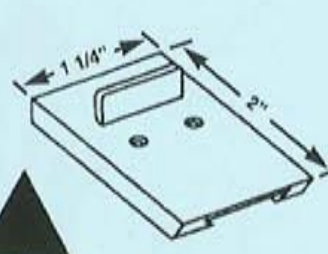
HWP 862
ROLLYSON
GUIDE



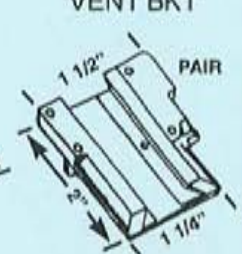
HWP 405
CROSSLY
PICK-UP



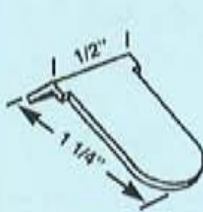
HWP 408
BELLEVIEW



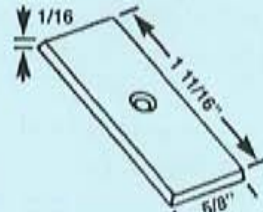
HWP 813



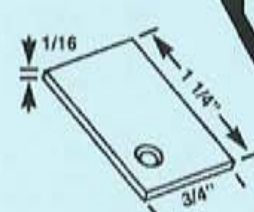
HWP 366
DH SLIDE



HWP 858
ROLLYSON
GUIDE



HWP 859
ROLLYSON
GUIDE



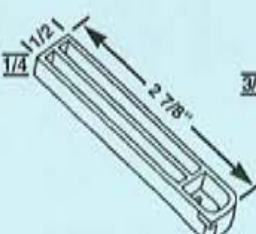
HWP 861
ROLLYSON
GUIDE



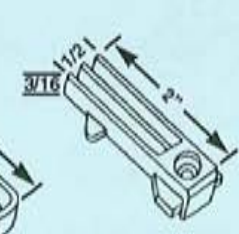
HWP 91
GUIDE



HWP 846
WEEP HOLE
COVER



HWP 889



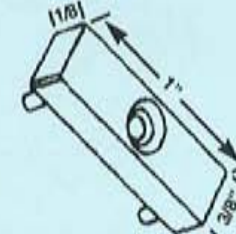
HWP 875
BOTTOM GUIDE



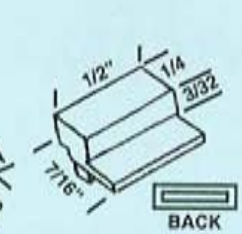
HWP 203
CLEARVIEW



HWP 204
CLEARVIEW



HWP 274
THERM GUIDE



HWP 217
VENT GUIDE



HWP 837



HWP 153



HWP 834



HWP 387
C E GUIDE



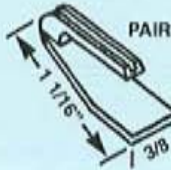
HWP 856
ROLLYSON
PIVOT LOCK



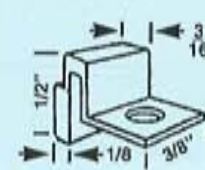
HWP 857
ROLLYSON
PIVOT POST



HWP 860
ROLLYSON
GUIDE



HWP 457
AND GUIDE



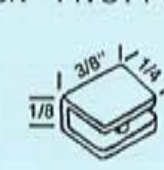
HWP 744



HWP 47
GUIDE



HWP 706
GUIDE



HWP 347
PAN AM



HWP 439
W/C STOP



REPLACEMENT HARDWARE Mfg. Inc.

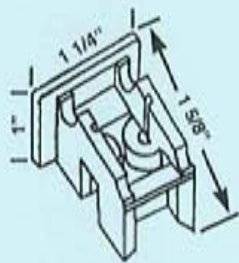
500 West 84 Street, Hialeah, FL 33014

(305) 558-5051 • FAX 305-557-5239 • NATIONAL 800-780-5051

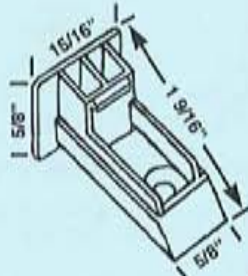
2B11
SECTION B

REV. 1/99

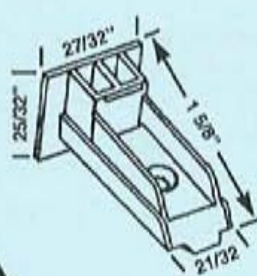
SASH CAMS



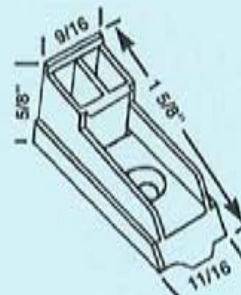
HWP 449
SASH CAM



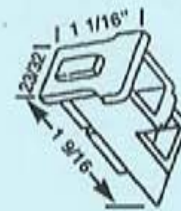
HWP 287
CAM



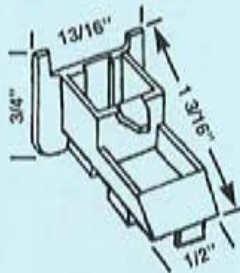
HWP 288
CAM



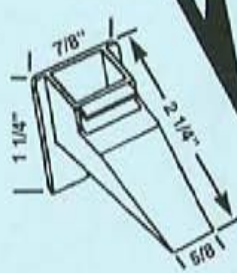
HWP 289
LOWER CAM



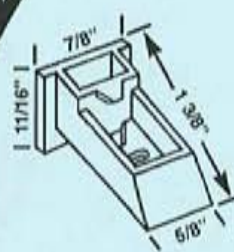
HWP 294
HOWMET
CAM



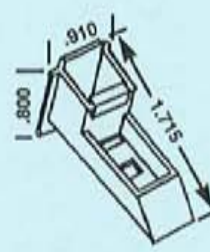
HWP 314
CE CAM



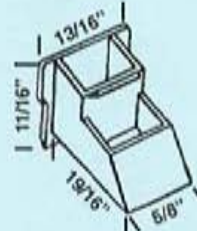
HWP 316
SASH CAM



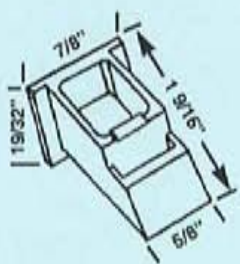
HWP 325
SASH CAM



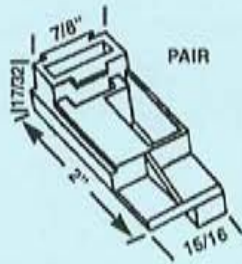
HWP 456
SASH CAM



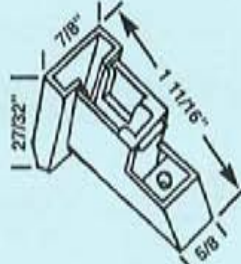
HWP 348
SASH CAM



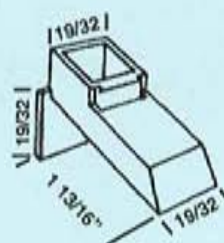
HWP 384
HARCAR



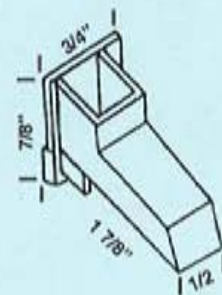
HWP 403
BELLEVIEW DH



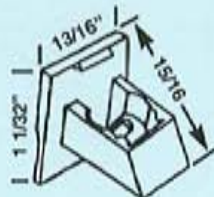
HWP 413
SASH CAM



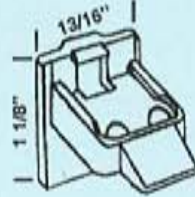
HWP 793
HOWARD
TOP GUIDE



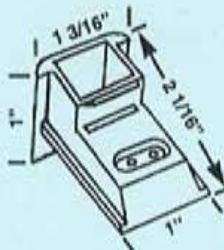
HWP 429
SASH CAM



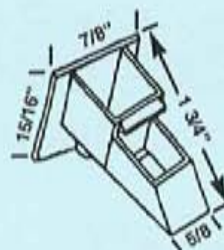
HWP 419
SASH CAM



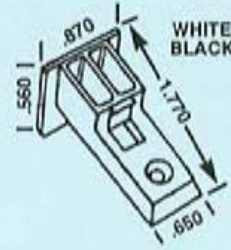
HWP 264
CAPITAL
SASH CAM



HWP 450
CAM



HWP 326
SASH CAM

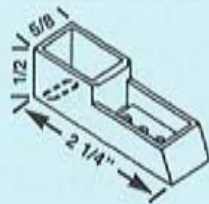


HWP 455
ANDERSON

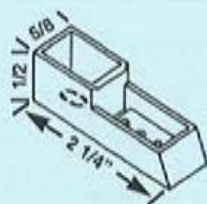
IF IN DOUBT ON ANY PART -- SEND SAMPLE FOR IDENTIFICATION.
WE ARE CONSTANTLY ADDING ADDITIONAL ITEMS TO SERVE YOU BETTER.



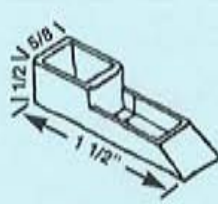
SASH CAMS



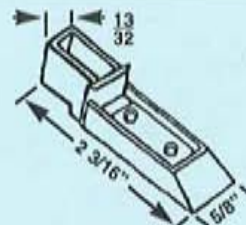
HWP 94
TOP GUIDE



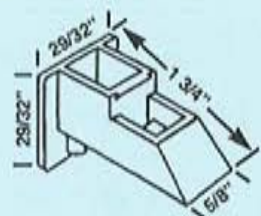
HWP 95
TOP GUIDE



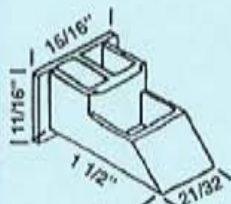
HWP 182
KINCO
TOP GUIDE



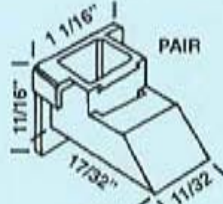
HWP 879
TOP GUIDE



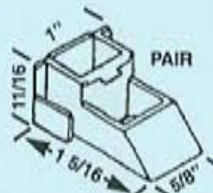
HWP 734
REYNOLDS



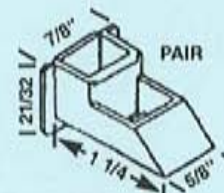
HWP 141
TOP GUIDE



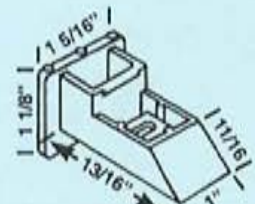
HWP 142
NUAIRE
GUIDE



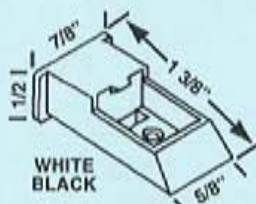
HWP 226
BARRINGTON



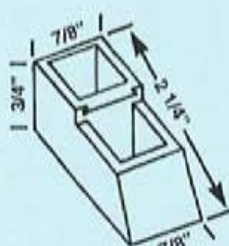
HWP 143
NUAIRE
TOP GUIDE



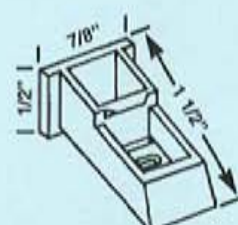
HWP 792



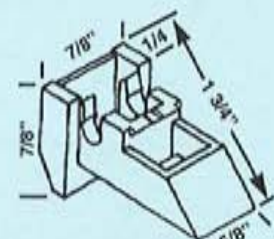
HWP 820



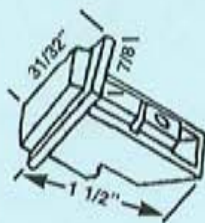
HWP 836



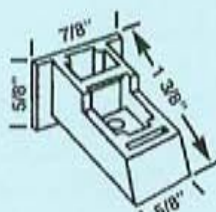
HWP 425
SASH GUIDE



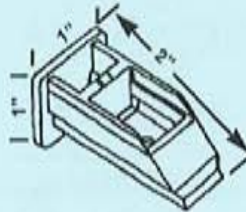
HWP 851



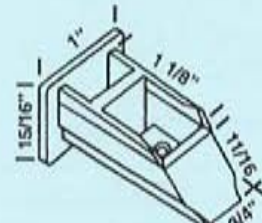
HWP 147
MILLER
TOP GUIDE



HWP 811



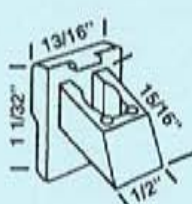
HWP 481
SASH CAM



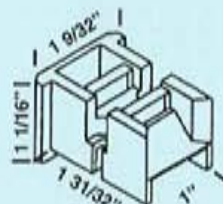
HWP 798
NU PRIME



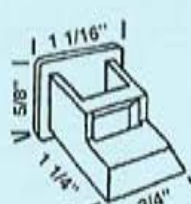
HWP 416
SASH CAM



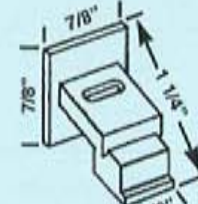
HWP 494
LONG
BRACKET



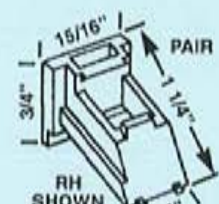
HWP 738
SASH
GUIDE



HWP 214
CROSSLY
TOP GUIDE



HWP 841
GAPCO



HWP 839
BINNINGS
1100 SERIES



REPLACEMENT HARDWARE Mfg. Inc.

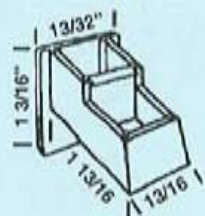
500 West 84 Street, Hialeah, FL 33014

(305) 558-5051 • FAX 305-557-5239 • NATIONAL 800-780-5051

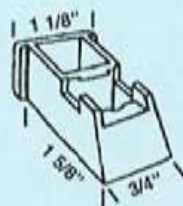
2B13
SECTION B

REV. 1/99

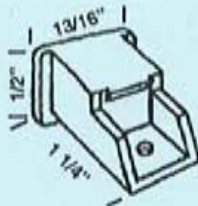
SASH CAMS



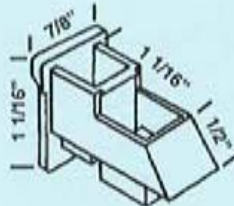
HWP 492



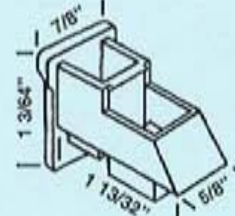
HWP 479



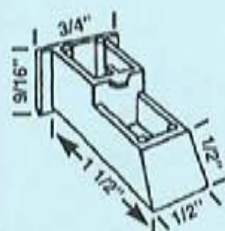
HWP 704



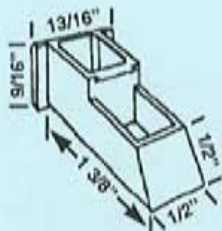
HWP 739



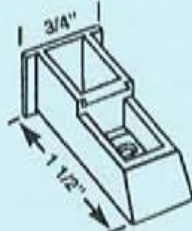
HWP 878



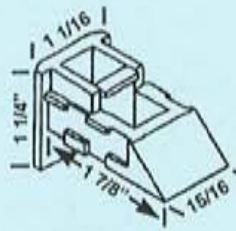
HWP 458



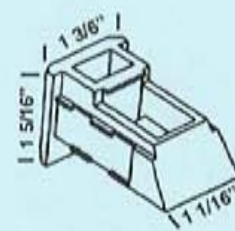
HWP 488



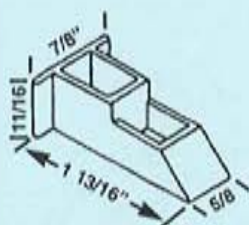
HWP 733
GUIDE



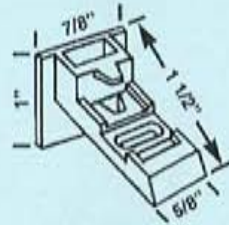
HWP 736



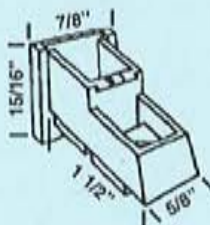
HWP 737



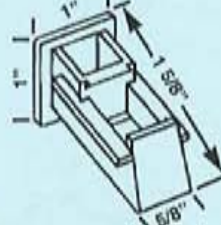
HWP 209
TOP GUIDE



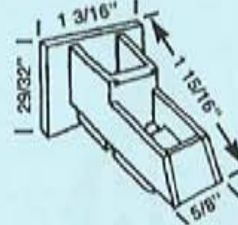
HWP 866
ROLLYSON



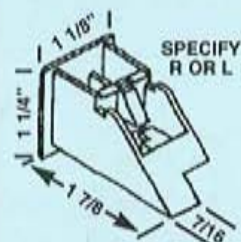
HWP 493



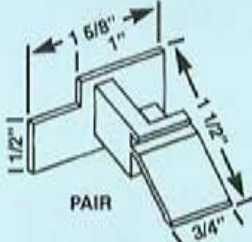
HWP 826
BINNINGS



HWP 478



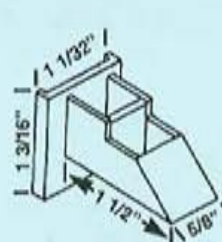
HWP 477



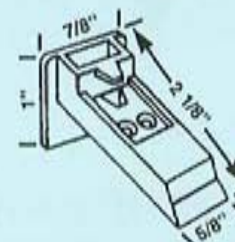
HWP 812



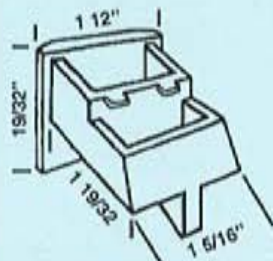
HWP 814



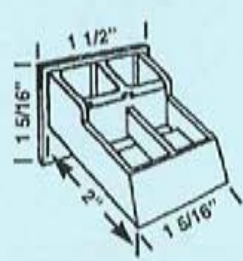
HWP 847
TOP GUIDE



HWP 843



HWP 718



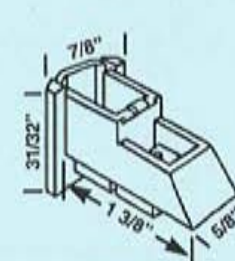
HWP 469
EFCO



HWP 421



HWP 491



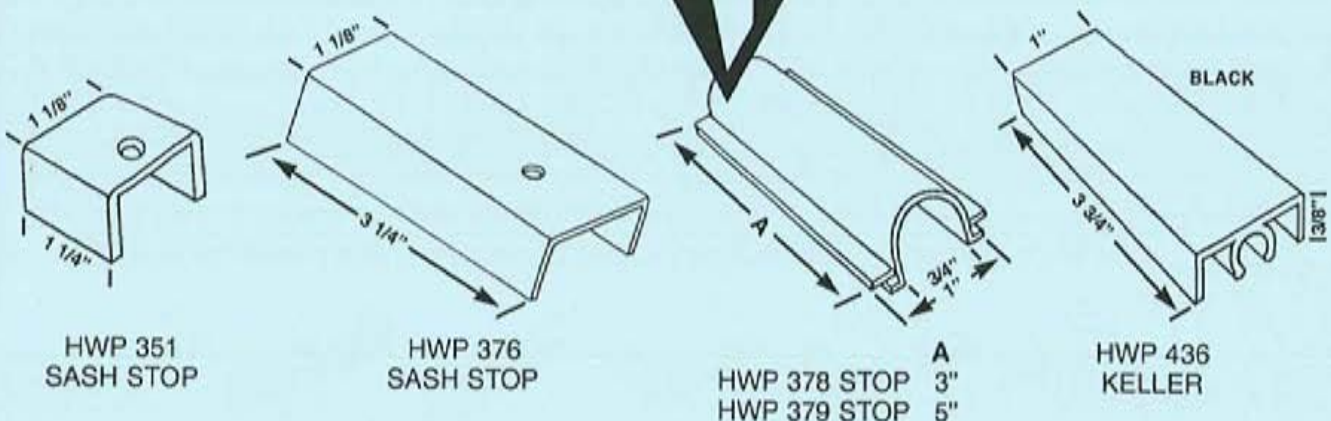
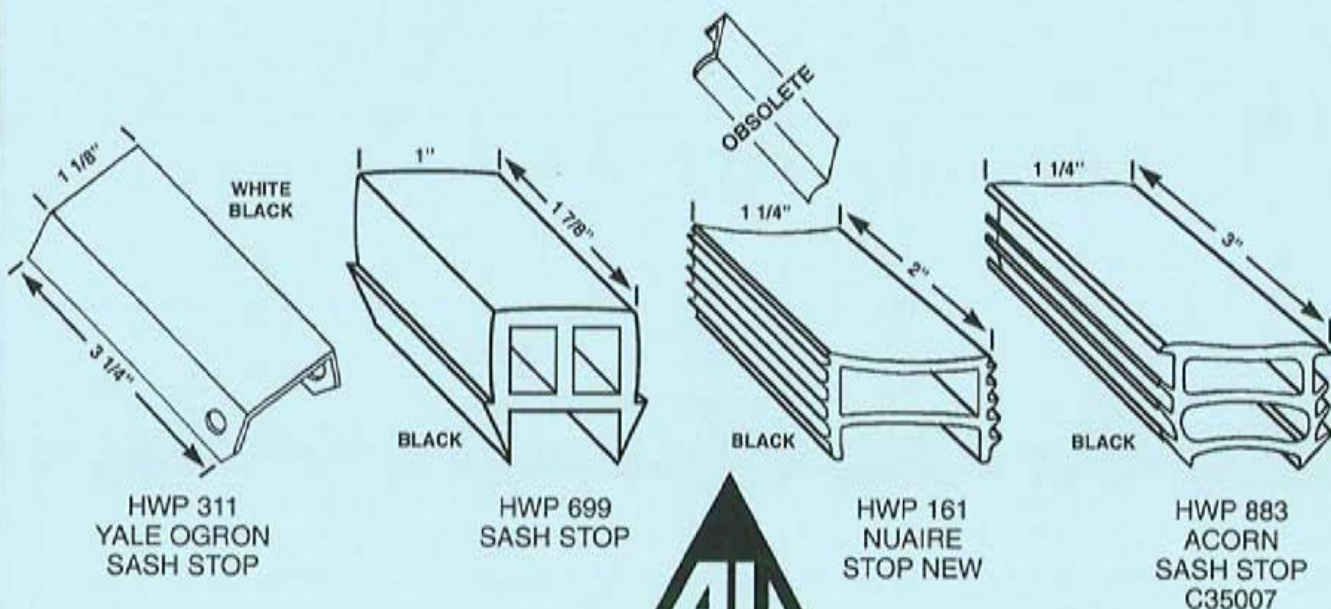
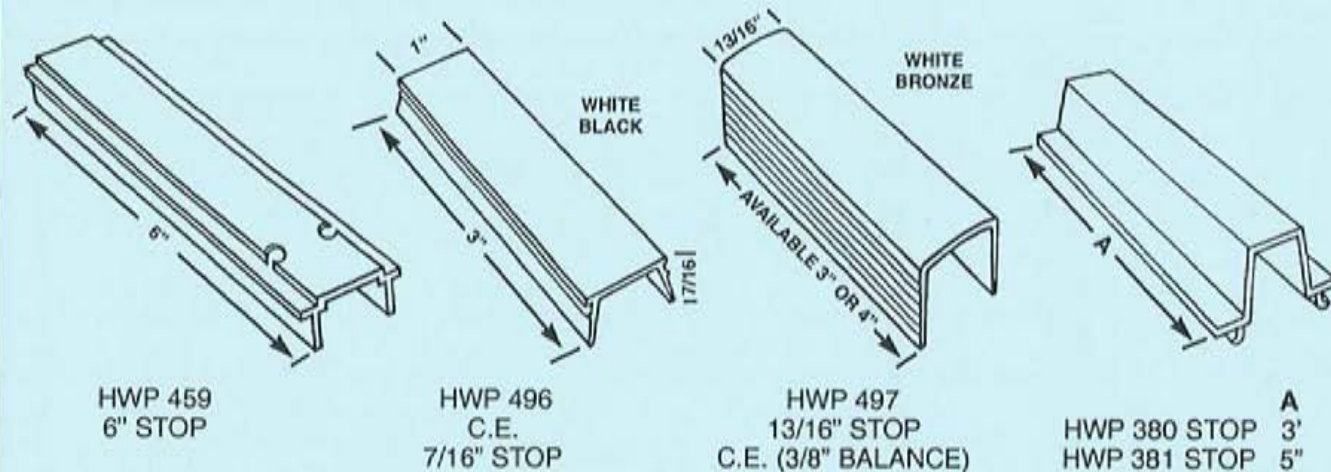
HWP 830



IF IN DOUBT ON ANY PART -- SEND SAMPLE FOR IDENTIFICATION.
WE ARE CONSTANTLY ADDING ADDITIONAL ITEMS TO SERVE YOU BETTER.



BALANCE STOPS



IF IN DOUBT ON ANY PART -- SEND SAMPLE FOR IDENTIFICATION.
WE ARE CONSTANTLY ADDING ADDITIONAL ITEMS TO SERVE YOU BETTER.

**#1
IN
SERVICE**

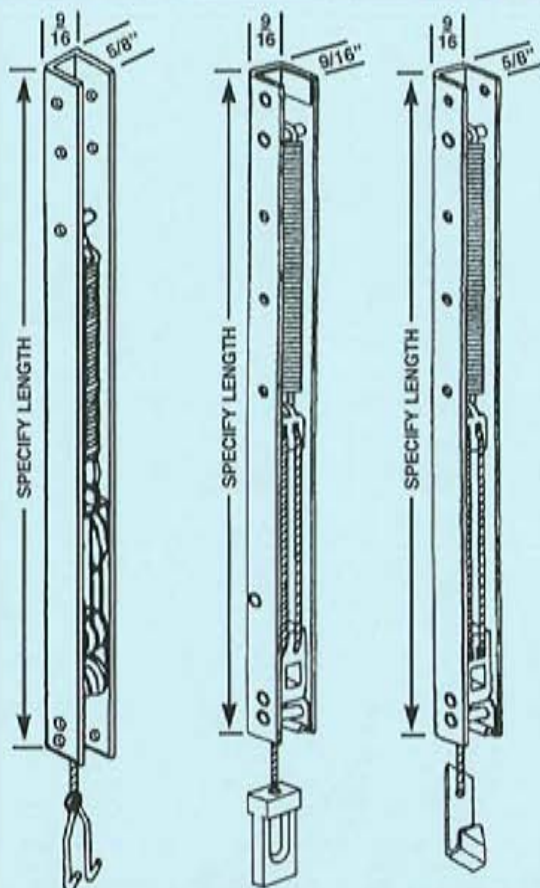


REPLACEMENT HARDWARE Mfg., Inc.

500 West 84th Street ♦ Hialeah ♦ Florida 33014 ♦ USA
305-558-5051 ♦ Fax: 305-557-5239 ♦ Toll Free: 1-800-780-5051
www.rhmfg.com ♦ www.replacement-hardware.com

2B15
SECTION B
REV. 11/02

BALANCE STOPS



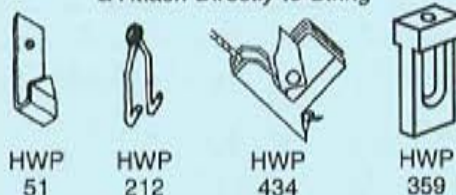
HWB-J
5/8"
B & T
BALANCE
HWP 212
ATTACHED

HWB-PT
B & T
BALANCE
HWP 359
ATTACHED

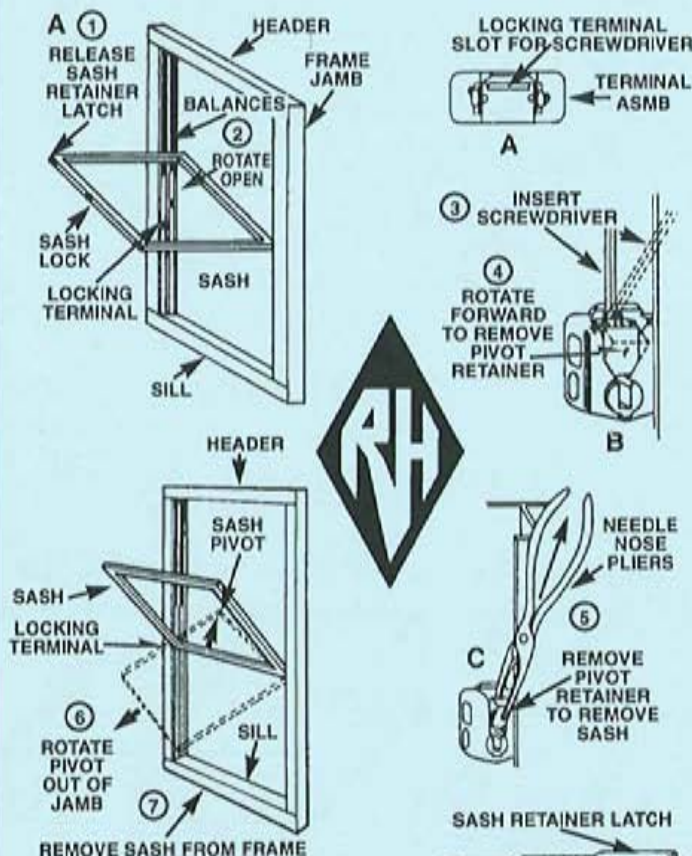
HWB-TD
5/8"
B & T
BALANCE
HWP 51
ATTACHED

TILT BALANCE TERMINAL CLIPS

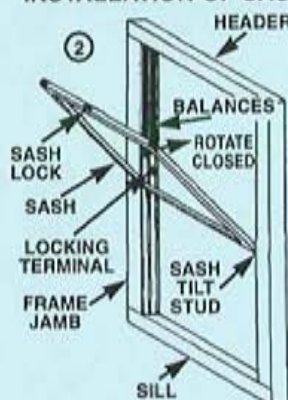
Choose Appropriate Terminal Clip
& Attach Directly to String



REMOVAL OF TILT-IN SASH FOR MAINTENANCE



INSTALLATION OF SASH



With Sash Tilt Studs
In Locking Terminal, Rotate Sash into
Closed-Opening Position.

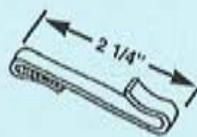
IF IN DOUBT ON ANY PART -- SEND SAMPLE FOR IDENTIFICATION



HWP 320
SCREW
BUSHING



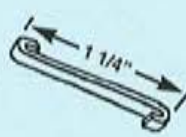
HWP 199
BUSHING



HWP 473
LONG
"S" CLIP



HWP 474
SHORT
"S" CLIP



HWP 428
SPRING
HOOK



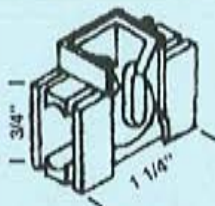
HWP 253
SPRING



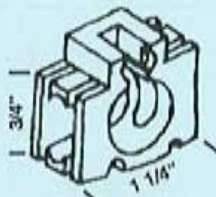
HWP 427
SPRING



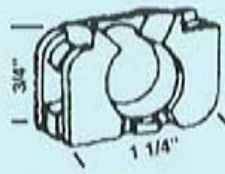
TILT-IN ACCESSORIES



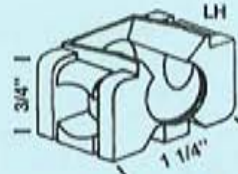
HWP 197
TAKE-OUT
HOUSING



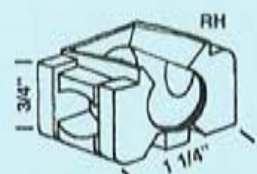
HWP 198
NON-TAKE-OUT
HOUSING



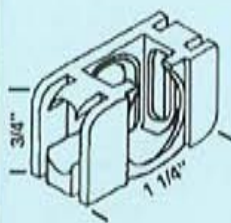
HWP 247
LOCKING
TERMINAL HOUSING



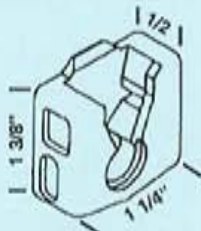
HWP 150
LEFT TERMINAL
HOUSING



HWP 151
RIGHT TERMINAL
HOUSING



HWP 869
TILT
HOUSING



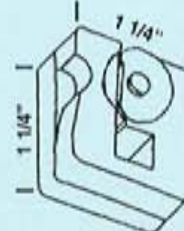
HWP 810
TERMINAL
HOUSING



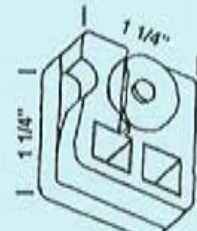
HWP 876L
GRAHAM
OLD 5/8"
CAM



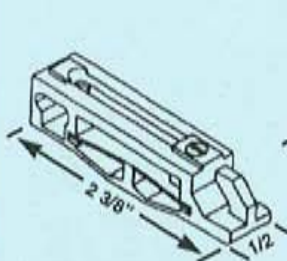
HWP 877R
GRAHAM
7/8" CAM



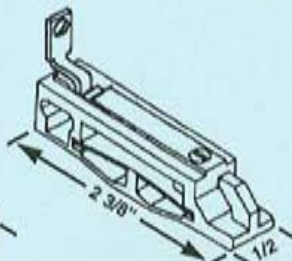
HWP 404
BELLVIEW



HWP 409
BELLVIEW



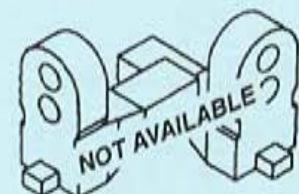
HWP 833
FRICTION
SHOE



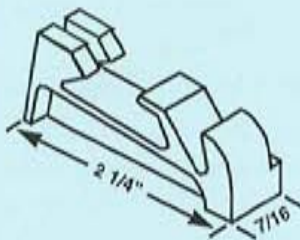
HWP 849
NEWELL
FRICTION SHOE



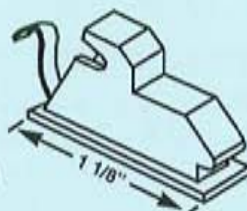
HWP 724
HINGE LEAF
ASMB



HWP 254L HWP 254R
TILT STUDS



HWP 842
FRICTION SHOE
SHOE



HWP 708
VENT LOCK



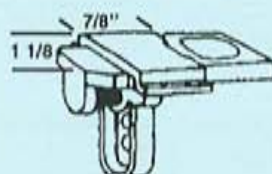
HWP 914
EFCO
TILT HOUSING



HWP 146
SASH PIVOT



HWP 195
TILT CAST PIVOT



HWP 145
TILT SASH
RETAINER



HWP 211
TILT SASH
RETAINER



HWP 931
OMEGA 7500 SHOE



HWP 432
TILT SASH
RETAINER



HWP 252
PIVOT
RETAINER

TILT-IN ACCESSORIES

**#1
IN
SERVICE**

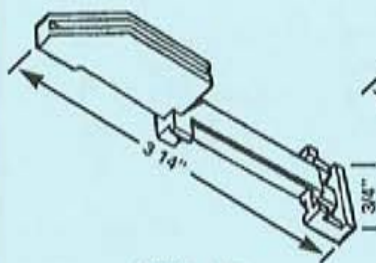


REPLACEMENT HARDWARE Mfg. Inc.

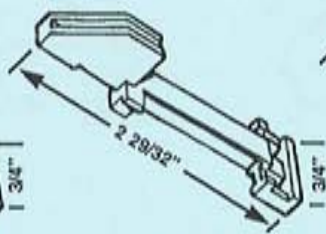
500 West 84th Street ♦ Hialeah ♦ Florida 33014 ♦ USA
305-558-5051 ♦ Fax: 305-557-5239 ♦ Toll Free: 1-800-780-5051
www.rhmfg.com ♦ www.replacement-hardware.com

2B17
SECTION B
REV. 11/02

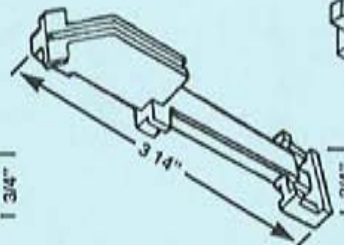
TILT-IN ACCESSORIES



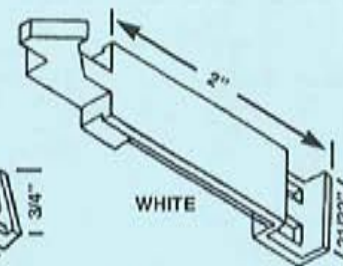
HWP 417



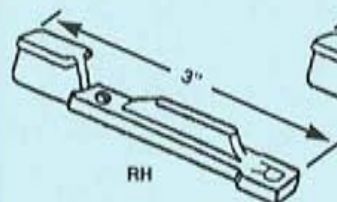
HWP 418



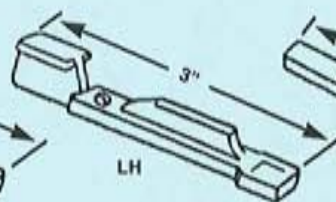
HWP 426



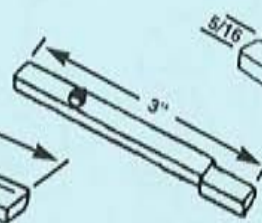
HWP 943
SLIDE LATCH



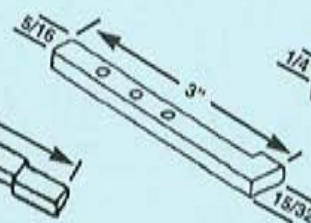
HWP 430



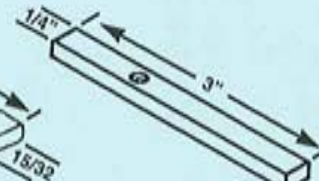
HWP 431



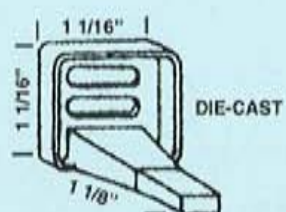
HWP 210
PIVOT BAR



HWP 882



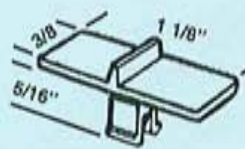
HWP 915
EFCO
SS TILT BAR



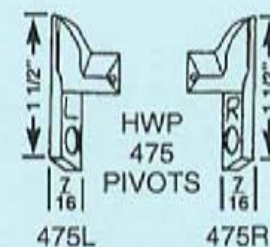
HWP 248 L/R
H.D. TILT STUD



HWP 712



HWP 423



HWP
475
PIVOTS



HWP 474
SHORT
'S' CLIP



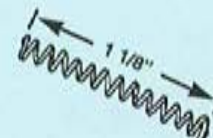
HWP 473
LONG
'S' CLIP



HWP 428
SPRING
HOOK



HWP 253
SPRING



HWP 427
SPRING



HWP 840
DIE-CAST
CAM



HWP 929
DIE-CAST
CAM



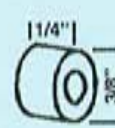
HWP 251
BRAKE
SHOE



HWP 255
BRAKE
SHOE



HWP 196
BRAKE
SHOE



HWP 199
BUSHING



HWP 918
SCREW
BUSHING

IF IN DOUBT ON ANY PART -- SEND SAMPLE FOR IDENTIFICATION.
WE ARE CONSTANTLY ADDING ADDITIONAL ITEMS TO SERVE YOU BETTER.

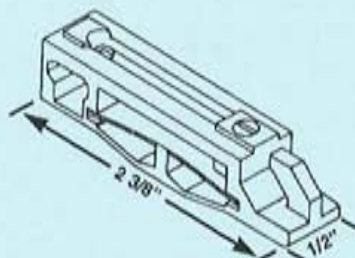
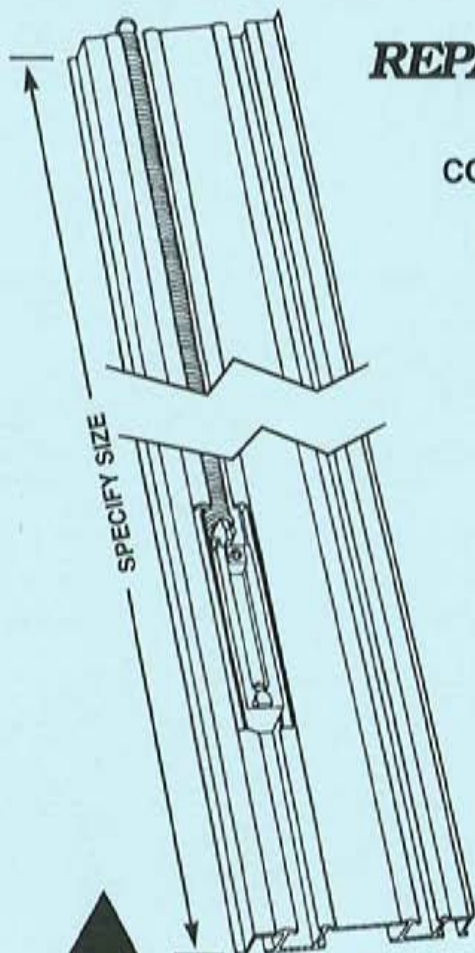


VINYL JAMBLINERS FOR WOOD WINDOWS

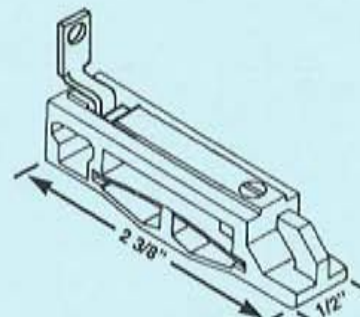
REPAIR YOUR OLD WOOD WINDOWS

JAMBLINERS ARE AVAILABLE IN SEVERAL CONFIGURATIONS TO FIT YOUR REQUIREMENTS

**CONTACT CUSTOMER SERVICE
FOR MORE INFORMATION**



HWP 833
FRICTION
SHOE



HWP 849
NEWELL
FRICTION SHOE
W/BACKET

**USES PROVEN BLOCK & TACKLE BALANCE
TILT SYSTEMS FOR EFFICIENT OPERATION**



IF IN DOUBT ON ANY PART -- SEND SAMPLE FOR IDENTIFICATION.
WE ARE CONSTANTLY ADDING ADDITIONAL ITEMS TO SERVE YOU BETTER.

OVERHEAD BALANCE SERIES



HWB-WM
OVERHEAD SERIES

SPECIFY SIZE & WEIGHT

WINDOW BALANCES

**#1
IN
SERVICE**

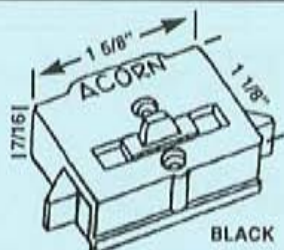


REPLACEMENT HARDWARE Mfg., Inc.

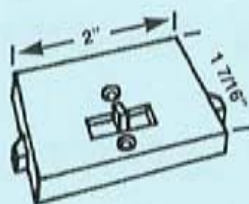
500 West 84th Street ♦ Hialeah ♦ Florida 33014 ♦ USA
305-558-5051 ♦ Fax: 305-557-5239 ♦ Toll Free: 1-800-780-5051
www.rhmfg.com ♦ www.replacement-hardware.com

2B19
SECTION B
REV. 11/02

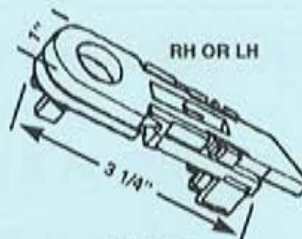
LATCHES



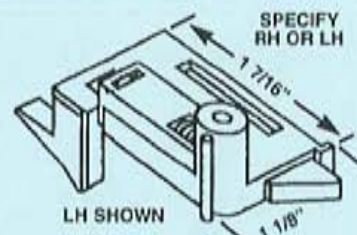
HWP 286
TILT LATCH



HWP 750
SLIDE LATCH



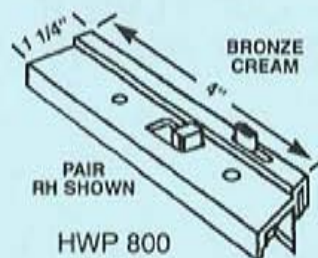
HWL 52
SLIDE LATCH
BRACKET SPEC.



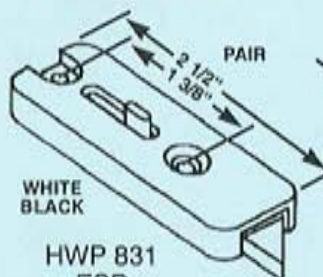
HWP 720
ACORN
PIVOT LOCK ASMB



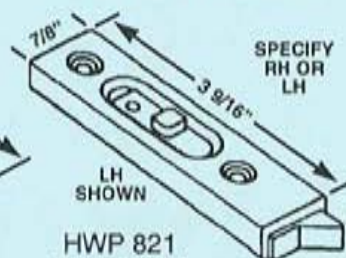
HWL 89
TILT LATCH



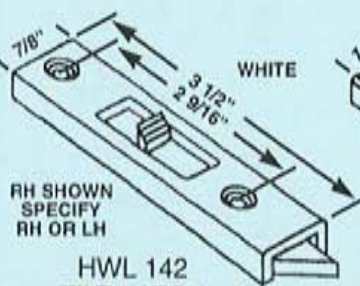
HWP 800
KINCO
S/H TILT LATCH



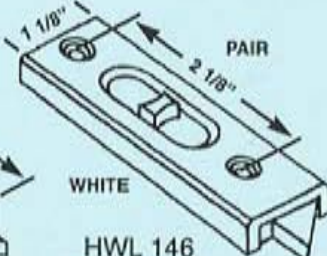
HWP 831
ESP
LATCH



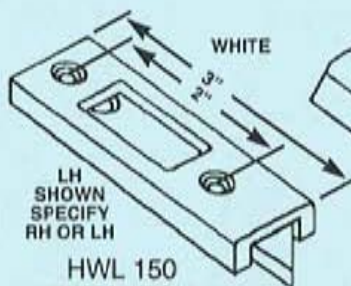
HWP 821
TOP SASH
LATCH



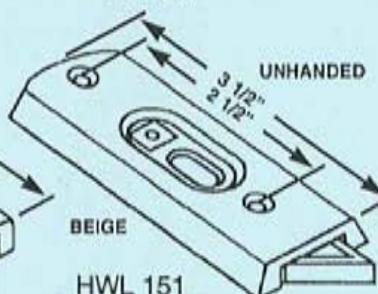
HWL 142
TILT LATCH



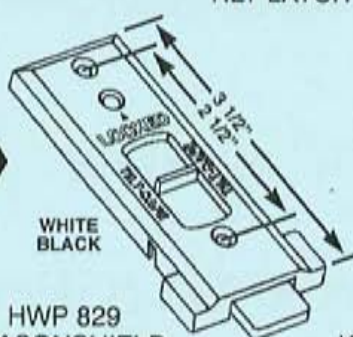
HWL 146
ROLLYSON
TILT LATCH



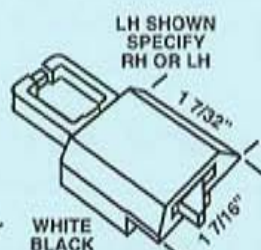
HWL 150
TILT LATCH



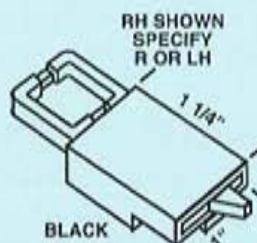
HWL 151
TILT LATCH



HWP 829
SEASONSHIELD
TILT LATCH



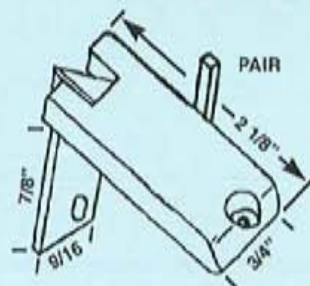
HWP 700
KELLER SLIDE LATCH
TILT WINDOW



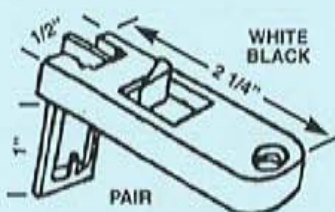
HWL 152
BINNINGS
TILT LATCH

Latches for
Hung & Sliding
Windows Are
Grouped
as Many Are
Interchangeable.

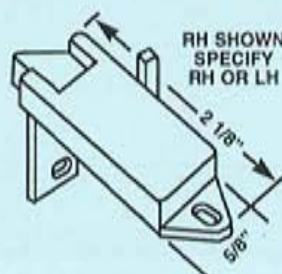
See Gold
Section 3 for
Horizontal Sliding
Window Hardware



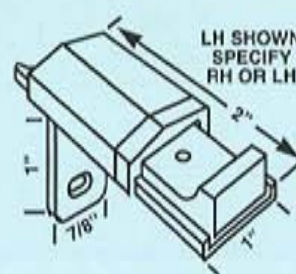
HWP 368
LATCH



HWP 221
KELLER TILT LATCH




HWP 803
ACORN PIVOT LATCH



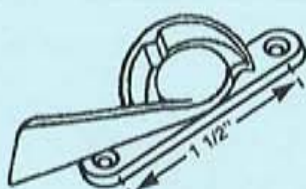
HWP 789
TILT LATCH



LATCHES



HWL 1
KELLER



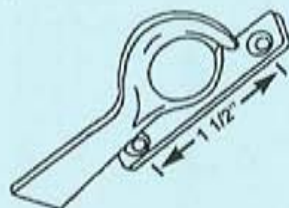
HWL 124
ORIGINAL KELLER
OLD STYLE



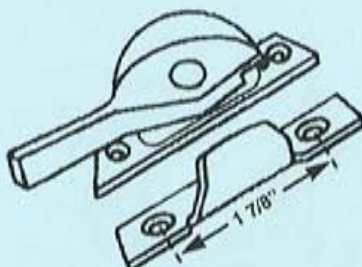
HWL 2
AIR CONTROL



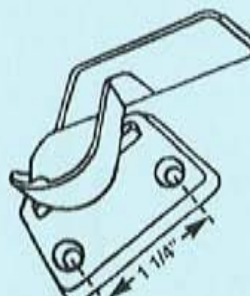
HWL 15
CROFT



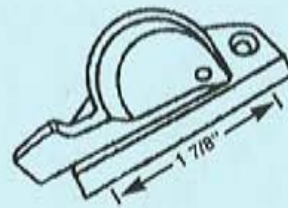
HWL 87
SWEEP LATCH



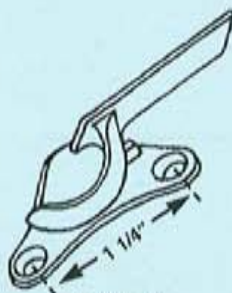
HWL 120
WOOD WINDOW SET



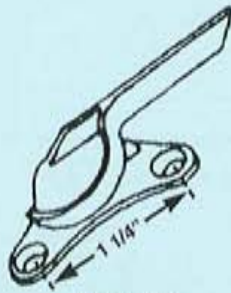
HWL 99
NUPRIME




HWL 125
AAA



HWL 9
SWEEP LATCH



HWL 25
SWEEP LATCH



HWL 23
UALCO OLD TYPE
SWEEP LATCH



HWL 100

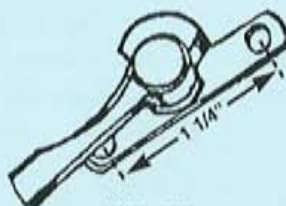


HWL 118
G/A
SWEEP LATCH

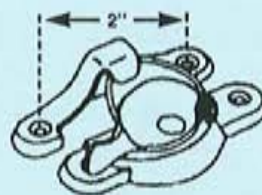
LATCHES FOR HUNG & SLIDING WINDOWS ARE GROUPED, AS MANY ARE INTERCHANGEABLE.



HWL 94
GBP S/H 60



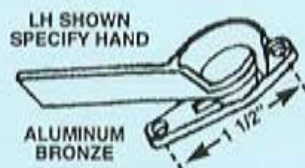
HWL 72
RUSCO



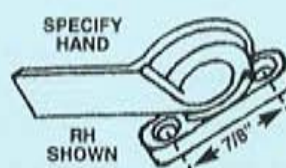
HWL 82
SASH LOCK
W/KEEPER



HWL 81
AIR CONTROL



HWL 3
PAN AM



HWL 4
STANLEY



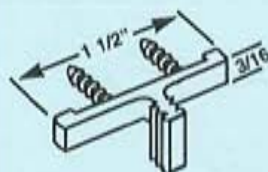
REPLACEMENT HARDWARE Mfg., Inc.

500 West 84 Street, Hialeah, FL 33014

(305) 558-5051 • FAX 305-557-5239 • NATIONAL 800-780-5051

2C2
SECTION C
REV. 1/99

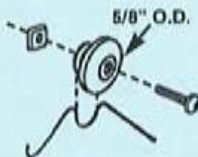
LATCHES



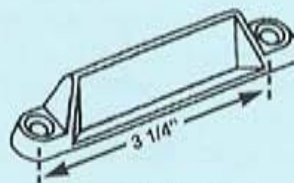
HWL 140
IDA
SLIDE BUTTON



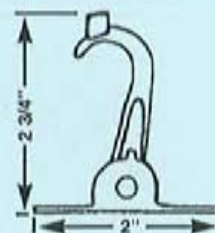
HWL 78
HANDLE



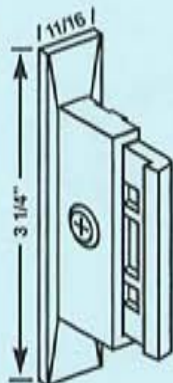
HWL 77
REPLACEMENT KIT



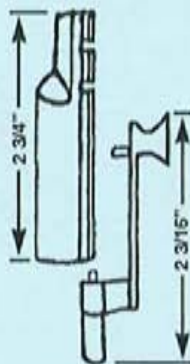
HWP 735
LIFT HANDLE



HWL 56
CROSSLY PULL



HWL 51
M.H.
SLIDE
LATCH



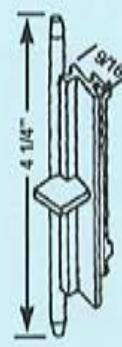
HWL 46
LOCKING
LATCH



HWL 71
VENT
LATCH



HWL 59
CROSSLY
SLIDER

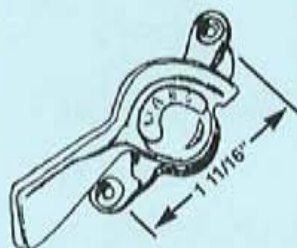


HWL 83
SLIDE
BOLT
LOCK

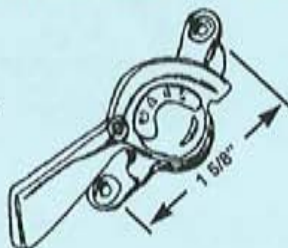


HWL 139
IDA H100
SLIDE
LATCH

AVAILABLE IN: WHITE BRONZE (SILVER COLOR)



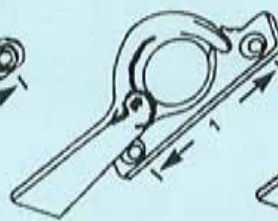
HWL 30
WARE



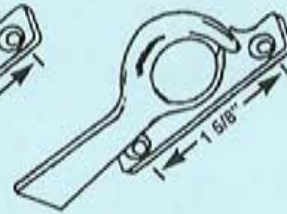
HWL 67
SECURITY LATCH



HWL 75
KESCO



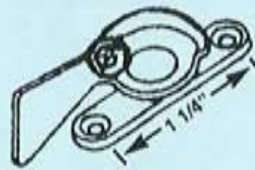
HWL 65
SWEEP LATCH



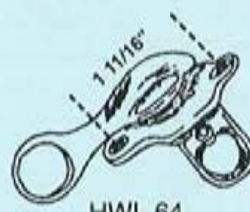
HWL 66
SWEEP LATCH



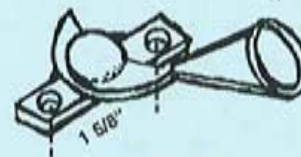
HWL 21
PORTERFIELD
SUPERIOR



HWL 62
SECURITY LATCH

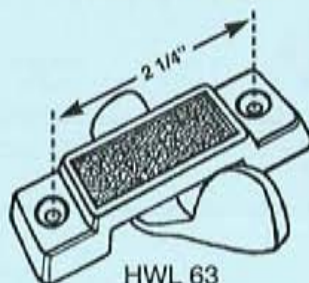


HWL 64
POLE EYE



HWL 74
POLE EYE

LATCHES FOR HUNG
& SLIDING WINDOWS
ARE GROUPED
AS MANY ARE
INTERCHANGEABLE



HWL 63

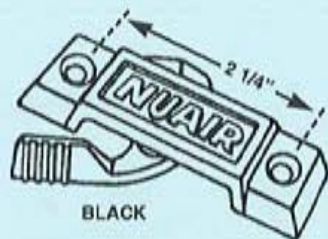


HWL 129

IF IN DOUBT ON ANY PART
SEND SAMPLE FOR
IDENTIFICATION.
WE ARE CONSTANTLY
ADDING ADDITIONAL ITEMS
TO SERVE YOU BETTER.



LATCHES



BLACK
HWL 101
NUAIRE H.R.



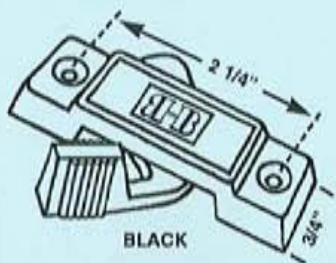
HWL 107
KELLER



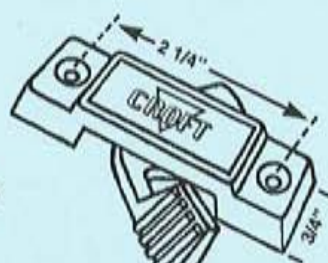
HWL 111
HARCAR SWEEP



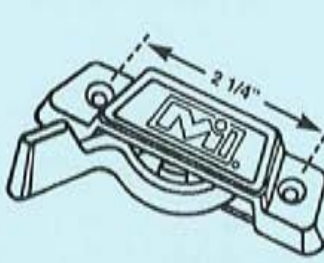
HWL 113
ACORN



BLACK
HWL 137
CLEARVIEW (RHB)
NYLON



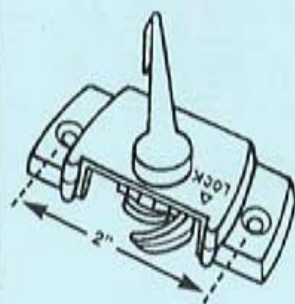
HWL 134
CROFT



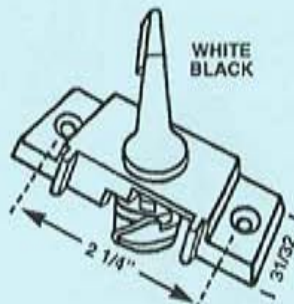
HWL 121
MI



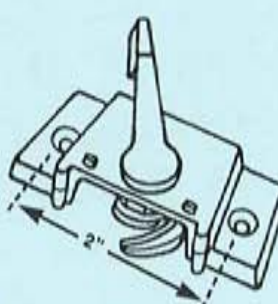
HWL 132
SECURITY '96



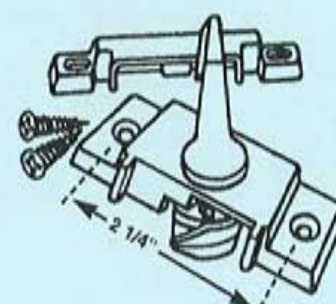
HWL 122
TRUTH



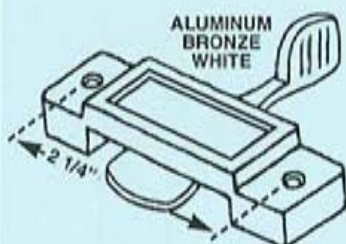
HWL 153
BINNINGS



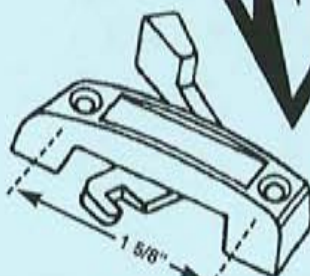
HWL 123
WINDOW



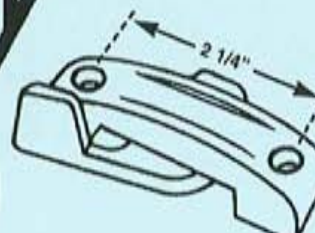
HWL 114
ALCAN
LATCH & KEEPER



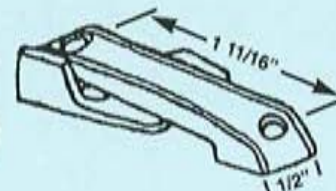
HWL 14



HWL 117



HWL 110



HWL 45
NU AIRE

IF IN DOUBT ON ANY PART -- SEND SAMPLE FOR IDENTIFICATION.
WE ARE CONSTANTLY ADDING ADDITIONAL ITEMS TO SERVE YOU BETTER.

**#1
IN
SERVICE**



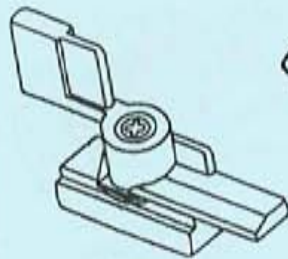
REPLACEMENT HARDWARE Mfg., Inc.

500 West 84th Street ♦ Hialeah ♦ Florida 33014 ♦ USA
305-558-5051 ♦ Fax: 305-557-5239 ♦ Toll Free: 1-800-780-5051
www.rhmfg.com ♦ www.replacement-hardware.com

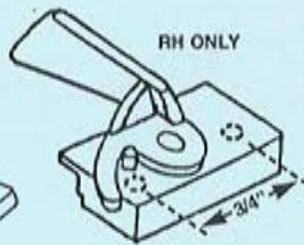
2C4
SECTION C
REV. 1/99

LATCHES

LATCHES



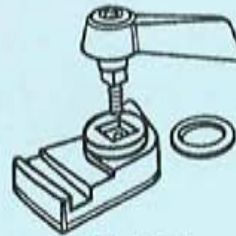
HWL 43
CROSSLY
SLIDER



HWL 6
CROSSLY
SLIDER



HWL 5
HWL 18
OPPOSITE HAND



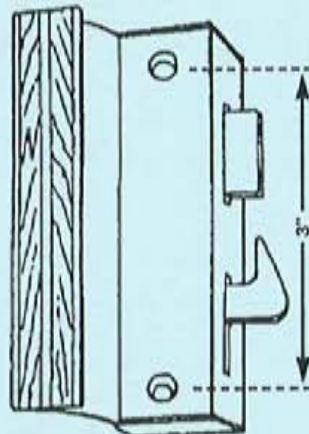
HWL 109L
HARCAR 440
LONG



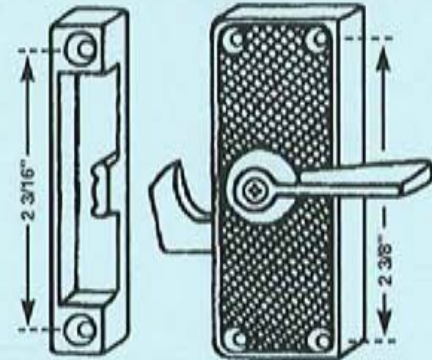
HWL 109S
HARCAR 440
SHORT



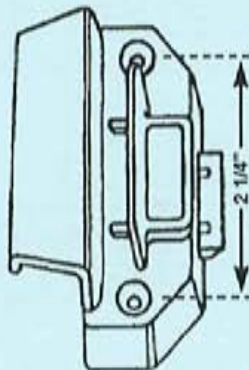
HWL 95
MIAMI
WINDOW



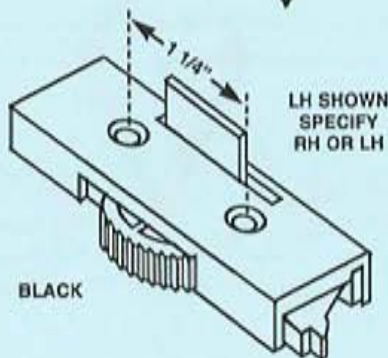
HWL 88
SURFACE
MOUNT



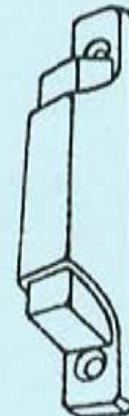
HWL 10
SURFACE
MOUNT



HWL 108
LATCH



HWL 154
MILCO TILT LATCH



HWL 119
KELLER

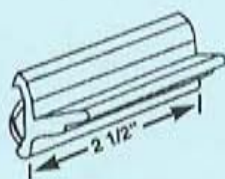
IF IN DOUBT ON ANY PART -- SEND SAMPLE FOR IDENTIFICATION.
WE ARE CONSTANTLY ADDING ADDITIONAL ITEMS TO SERVE YOU BETTER.



LATCHES



HWL 80
AC HORIZONTAL
SLIDER



HWL 79
WALLACE
CROSSLY



HWL 58
CROSSLY
SH LATCH



HWL 84
KINCO
TILT LATCH



HWL 60
ACORN



HWL 61
ACORN



HWL 68
ACORN
300



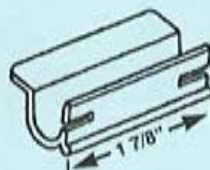
HWL 73
TEXAS
AC



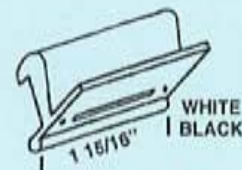
HWL 54
BARRINGTON
ALUMINUM



HWL 8
BARRINGTON
NU AIRE



HWL 13
LOOK



HWL 20
YALE OGRON



HWL 57
THERMALUME



HWL 27
CROSSLY



HWL 44
NU AIRE



HWL 31
CROSSLY
SLIDER

IF IN DOUBT ON ANY PART -- SEND SAMPLE FOR IDENTIFICATION.
WE ARE CONSTANTLY ADDING ADDITIONAL ITEMS TO SERVE YOU BETTER.



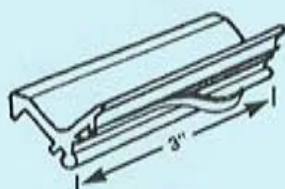
REPLACEMENT HARDWARE Mfg., Inc.

500 West 84 Street, Hialeah, FL 33014

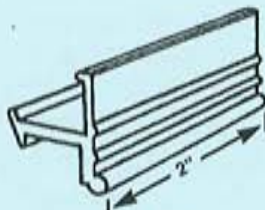
(305) 558-5051 • FAX 305-557-5239 • NATIONAL 800-780-5051

2C6
SECTION C
REV. 1/99

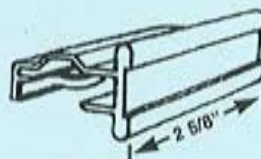
LATCHES



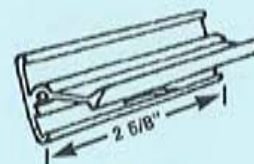
HWL 104
LATCH



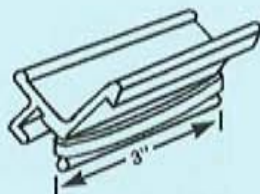
HWL 112
LATCH



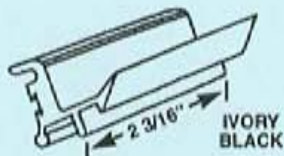
HWL 126
LATCH



HWL 127
LATCH



HWL 135
LATCH



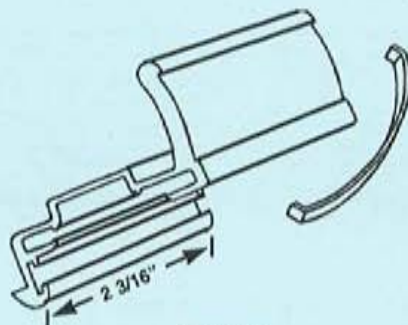
HWL 147
ROLLYSON
500 SERIES



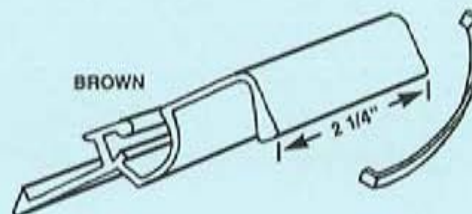
HWL 149
ROLLYSON
2000 SERIES



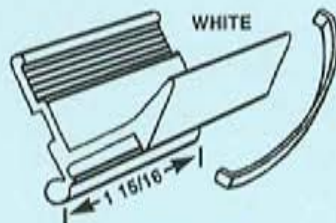
HWL 144
ROLLYSON
3000 SERIES LOCK



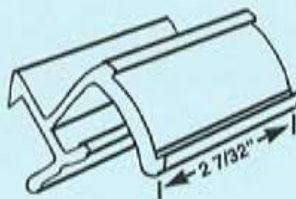
HWL 35
ACORN
MILL



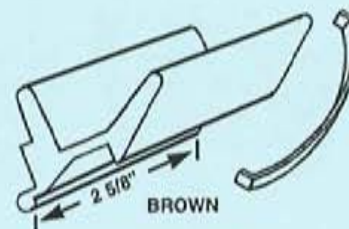
HWL 34 BR
ACORN
2330 SERIES



HWL 138
SW



HWL 148
ACORN
3500 SERIES



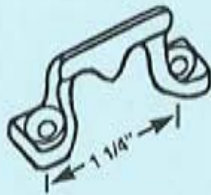
HWL 145
KINCO
W/SPRING

IF IN DOUBT ON ANY PART -- SEND SAMPLE FOR IDENTIFICATION.
WE ARE CONSTANTLY ADDING ADDITIONAL ITEMS TO SERVE YOU BETTER.



KEEPERS

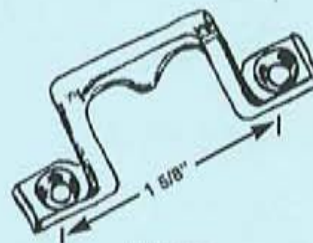
AVAILABLE IN: WHITE BRONZE (SILVER COLOR)



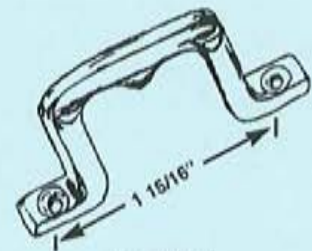
WLK 34
PORTERFIELD
KEEPER



WLK 81
GPB 60 SERIES
LATCH KEEPER

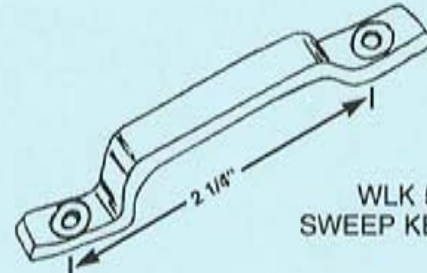
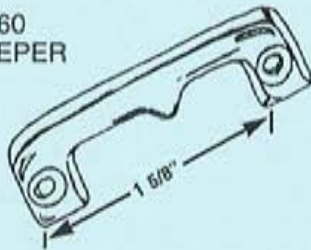


WLK 56
SWEEP
KEEPER



WLK 57
SWEEP
KEEPER

WLK 60
FLAT KEEPER



WLK 55
SWEEP KEEPER

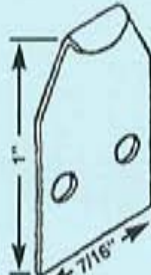
LATCHES ARE SHOWN IN BLUE SECTION, SUB-SECTION C



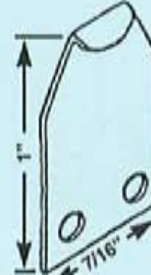
WLK 100
STAMPED KEEPER
1 HOLE



WLK 2
KEEPER



WLK 39
KEEPER



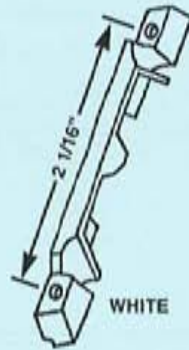
WLK 30
CROWN



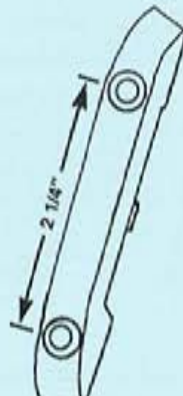
WLK 73
KEEPER



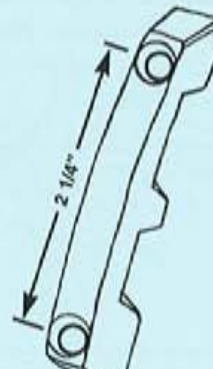
WLK 46



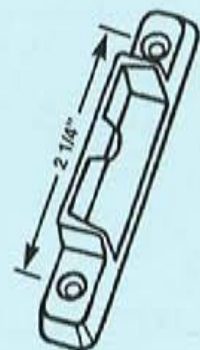
WLK 104



WLK 69



WLK 70



WLK 91

IF IN DOUBT ON ANY PART -- SEND SAMPLE FOR IDENTIFICATION.
WE ARE CONSTANTLY ADDING ADDITIONAL ITEMS TO SERVE YOU BETTER.



REPLACEMENT HARDWARE Mfg., Inc.

500 West 84 Street, Hialeah, FL 33014

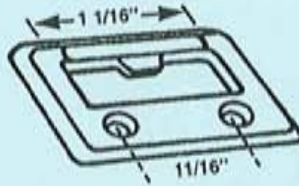
(305) 558-5051 • FAX 305-557-5239 • NATIONAL 800-780-5051

2C8
SECTION C
NEW 1/99

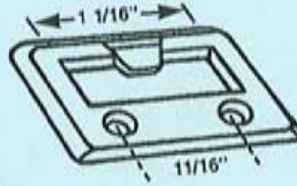
KEEPERS



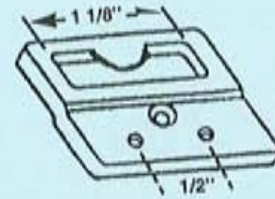
WLK 78
WB S/D HUNG
KEEPER



WLK 31
ZINC CAST
KEEPER



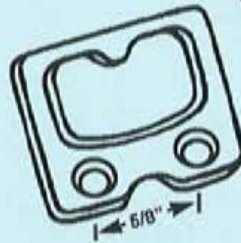
WLK 32
ZINC CAST
KEEPER



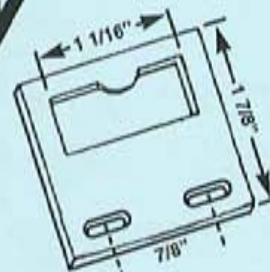
WLK 27
FACE MOUNT
KEEPER



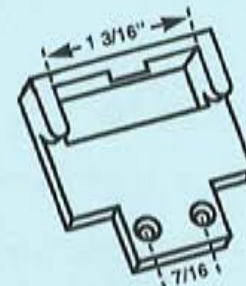
WLK 87
KEEPER



WLK 96
KEEPER



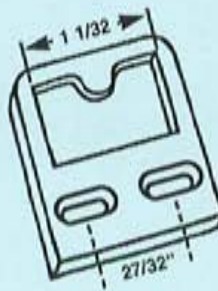
WLK 42
BARRINGTON
KEEPER



WLK 85
KEEPER



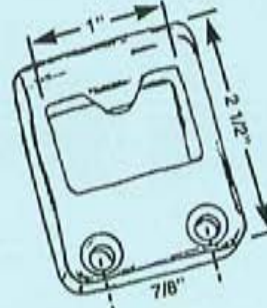
WLK 33
CAST
KEEPER



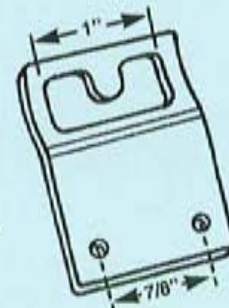
WLK 29
NU AIRE
HW KEEPER



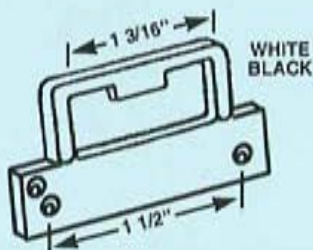
WLK 83
NU PRIME
KEEPER



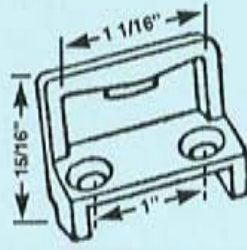
WLK 38
PAN AM SH
KEEPER



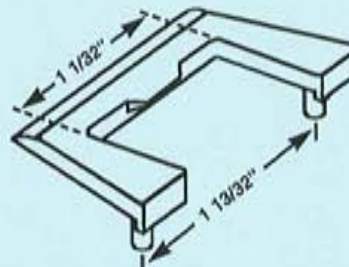
WLK 86
SS
KEEPER



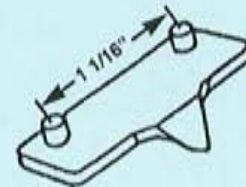
WLK 102
BINNINGS



WLK 12
BASE MOUNT



WLK 103
KEEPER

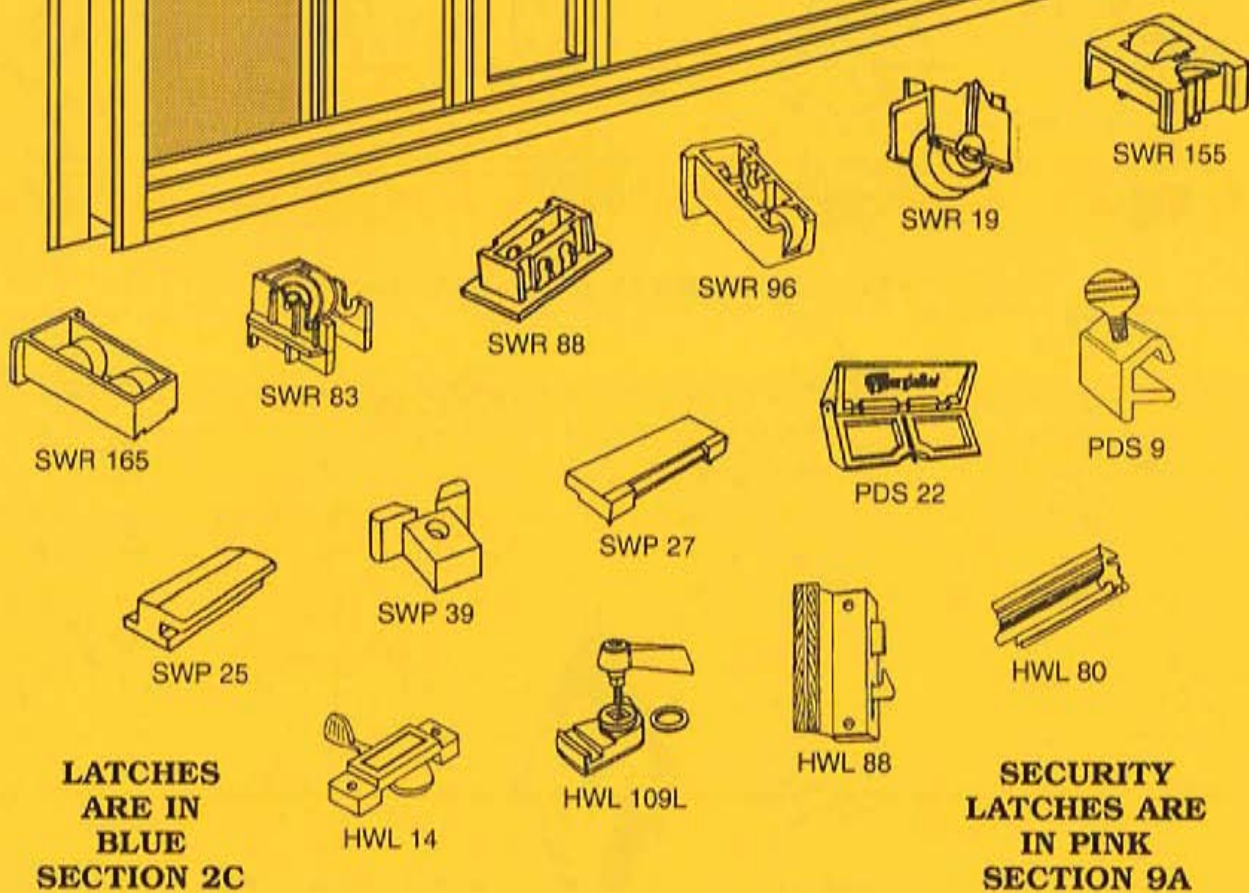
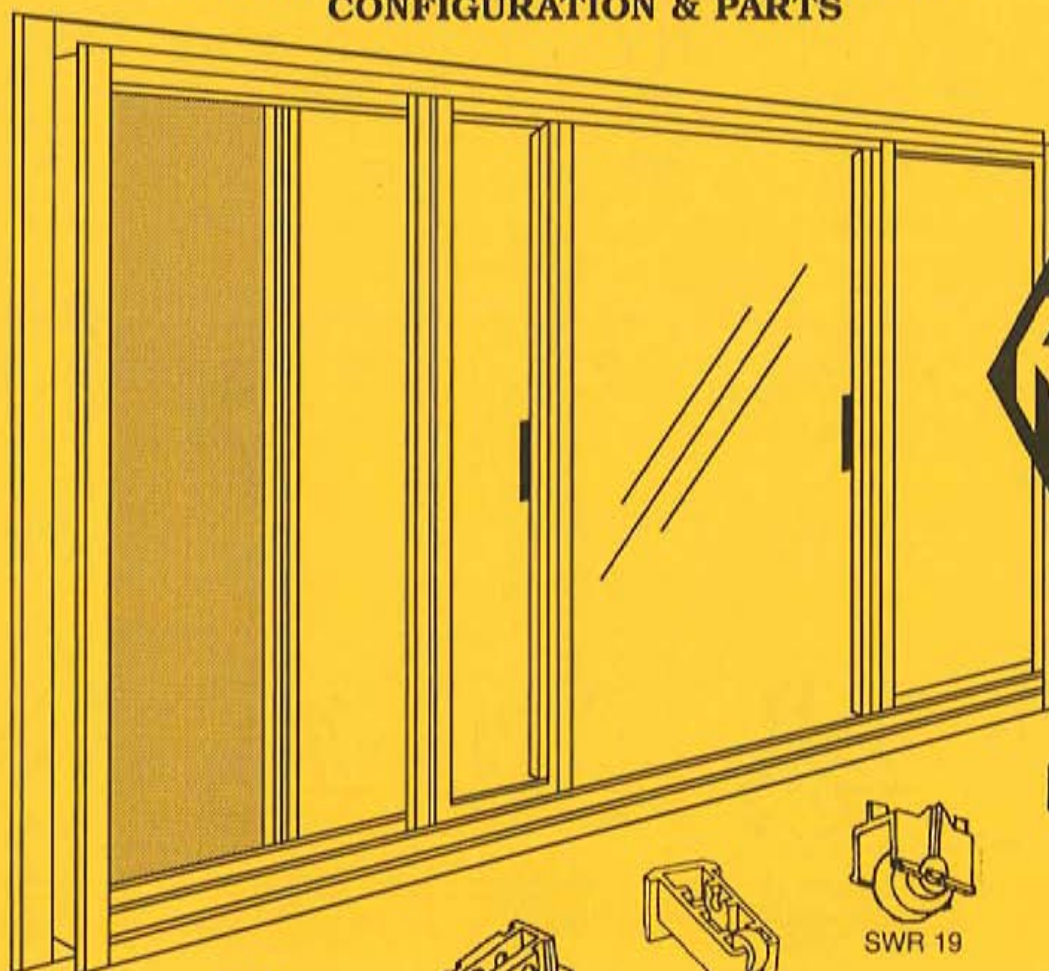


WLK 41
KEEPER FOR HWL 2

IF IN DOUBT ON ANY PART -- SEND SAMPLE FOR IDENTIFICATION.
WE ARE CONSTANTLY ADDING ADDITIONAL ITEMS TO SERVE YOU BETTER.



**TYPICAL HORIZONTAL SLIDING WINDOW
CONFIGURATION & PARTS**



**LATCHES
ARE IN
BLUE
SECTION 2C**

**SECURITY
LATCHES ARE
IN PINK
SECTION 9A**

IF IN DOUBT ON ANY PART -- SEND SAMPLE FOR IDENTIFICATION.
WE ARE CONSTANTLY ADDING ADDITIONAL ITEMS TO SERVE YOU BETTER.

**#1
IN
SERVICE**



REPLACEMENT HARDWARE Mfg. Inc.

500 West 84th Street ♦ Hialeah ♦ Florida 33014 ♦ USA
305-558-5051 ♦ Fax: 305-557-5239 ♦ Toll Free: 1-800-780-5051
www.rhmf.com ♦ www.replacement-hardware.com

3A1
SECTION A
REV. 6/03

HORIZONTAL SLIDING WINDOW HARDWARE

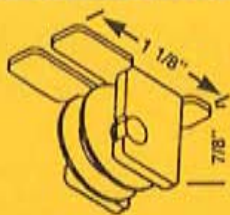
HORIZONTAL SLIDING WINDOW HARDWARE




SWR 17
SASH CARRIER
ASMB



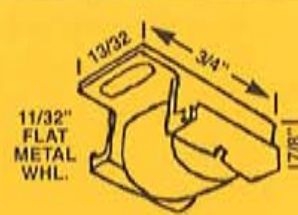
SWR 18
ROLLER
ASMB



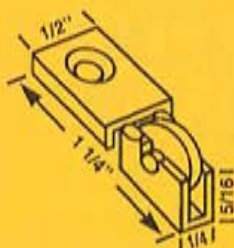
SWR 11
FULLVIEW



SWR 19
CROSSLY
SASH CARRIER
ASMB



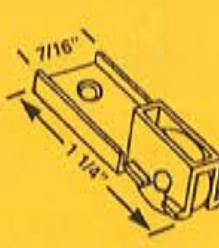
SWR 8
IL
WINDOW



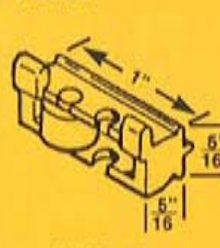
SWR 66
KELLER/ACORN



SWR 145
HARCAR



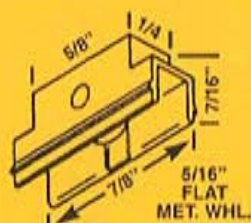
SWR 171
OLD ACORN
21001 & 21002



SWR 16
RLR ASMB



SWR 38
RLR ASMB



SWR 10
FULLVIEW
ASMB



SWR 12
L J WINDOW
ASMB



SWR 15
FULLVIEW
ASMB



SWR 37
SA



SWR 64
HARCAR
ASMB

♦ LATCHES ARE IN BLUE SECTION 2C ♦



SWR 13
ROLLER ASMB



SWR 14
ROLLER ASMB



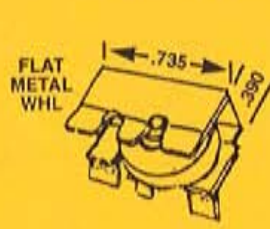
SWR 106
ROLLER ASMB



SWR 47
Y.O. 5000



SWR 40
ROLLER
ASMB



SWR 42
ROLLER ASMB



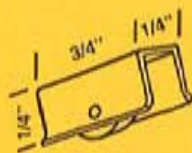
SWR 81 BRASS WHL
SWR 81N NYLON WHL
CAPITAL ASMB



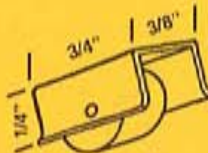
SWR 89
SULLIVAN
ASMB



HORIZONTAL SLIDING WINDOW ROLLERS



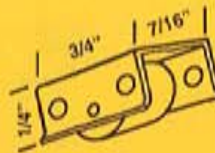
SWR 72
1/4" FLAT
NYL. WHL.



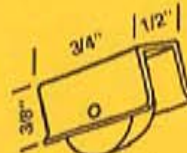
SWR 30
5/16" FLAT
NYL. WHL.



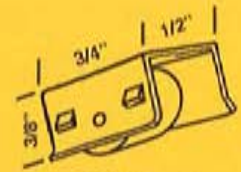
SWR 73
1/2" FLAT
NYL. WHL.



SWR 140
PAN AM
NEW '93



SWR 31
7/16" FLAT
NYL. WHL.



SWR 146
3/8" FLAT
NYL. WHL.



SWR 71
5/32"
STL. WHL.



SWR 70
SWR 75
9/16" GROOVED
NYL. WHL.



SWR 105S
3/16"
STL. WHL.



SWR 74
9/16" GROOVED
NYL. WHL.




SWR 107
3/16"
NYL. WHL.



SWR 108
3/16"
STL. WHL.



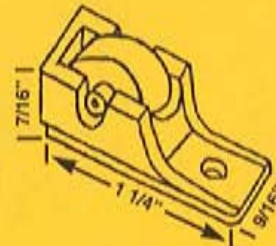
SWR 67
ROLLER ASMB



SWR 35
ROLLER ASMB



SWR 52
THERMA



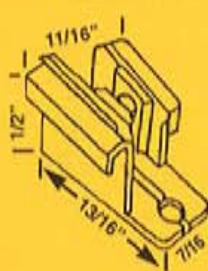
SWR 77
C E OLD



SWR 78
C E CURRENT



SWR 34
ROLLER ASMB

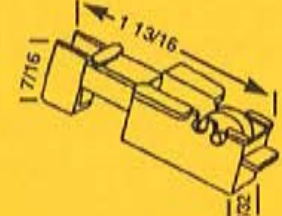


SWR 80
LOOK

**#1
IN
SERVICE**



SWR 68
AMERICAN



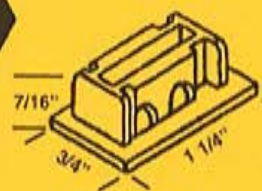
SWR 91
ACORN



SWR 79
BARRINGTON



SWR 86
ROLLER
HOUSING



SWR 87
OLD
ACORN



SWR 88 BB STL WHL
SWR 88N NYL WHL
ACORN

**#1
IN
SERVICE**



REPLACEMENT HARDWARE Mfg. Inc.

500 West 84th Street ♦ Hialeah ♦ Florida 33014 ♦ USA
305-558-5051 ♦ Fax: 305-557-5239 ♦ Toll Free: 1-800-780-5051
www.rhmfg.com ♦ www.replacement-hardware.com

3A3
SECTION A
REV. 6/03

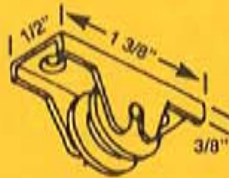
HORIZONTAL SLIDING WINDOW ROLLERS

HORIZONTAL SLIDING WINDOW ROLLERS

HORIZONTAL SLIDING WINDOW ROLLERS



SWR 9
SWR 60-GRVD WHL
SWR 61-FLAT WHL



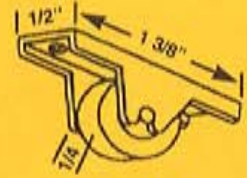
SWR 20
NYLON
HOUSING & RLR



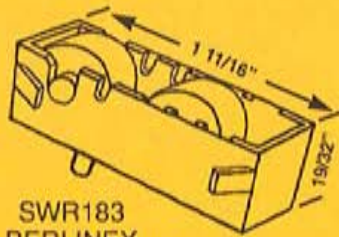
SWR 133
NYLON



SWR 132
STEEL



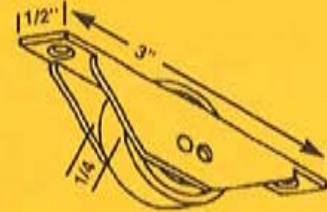
SWR 160S
STEEL



SWR183
BERLINEX
TANDEM ASMB



SWR 63
ROLLER ASMB



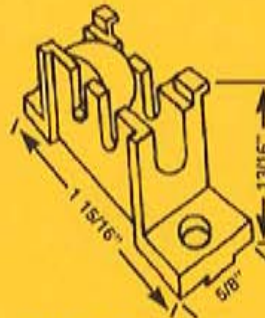
SWR 151
ROLLER ASMB



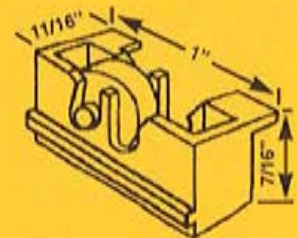
SWR 36
TANDEM ASMB



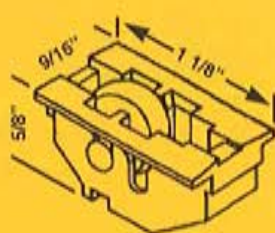
SWR 154
HARCAR
TANDEM ASMB



SWR 137M METAL
SWR 137N NYLON
ROLLER ASMB



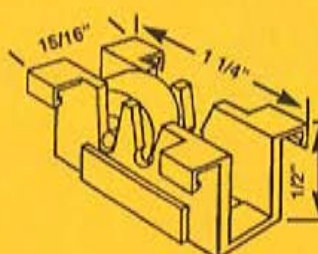
SWR162
ROLLER ASMB



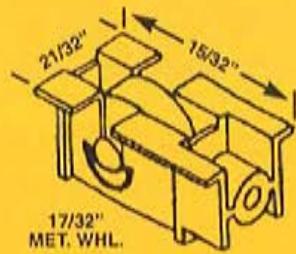
SWR 122
ROLLER ASMB



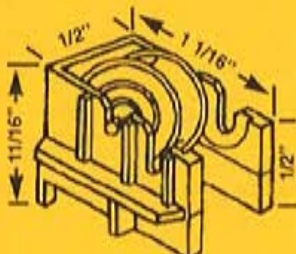
SWR 112
ROLLER ASMB



SWR 62
ROLLER ASMB



SWR 161
REYNOLDS



SWR 83
HOWARD
ROLLER ASMB



SWR141
ROLLER
ASMB



SWR175
ACORN
OLD, OLD



SWR149
ROLLER
ASMB



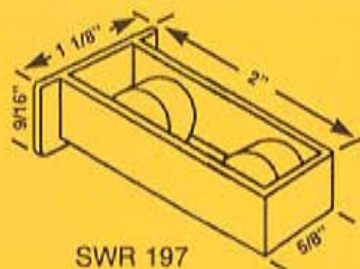
SWR138
SERIES 412
ROLLER ASMB



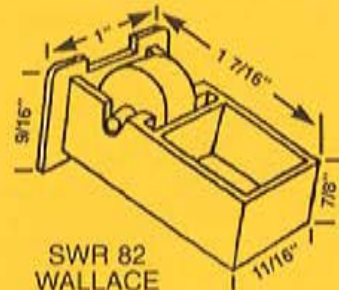
HORIZONTAL SLIDING WINDOW ROLLERS



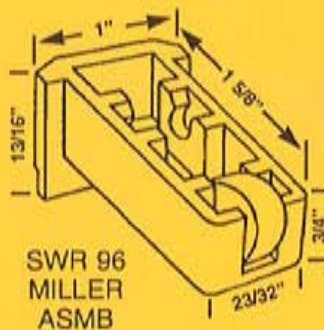
SWR 165



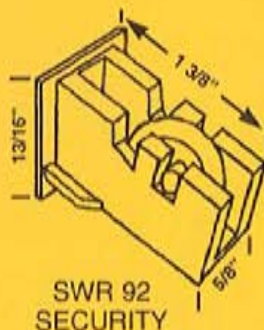
SWR 197



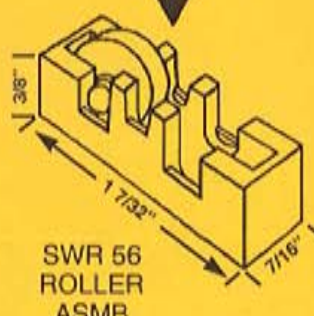
SWR 82
WALLACE



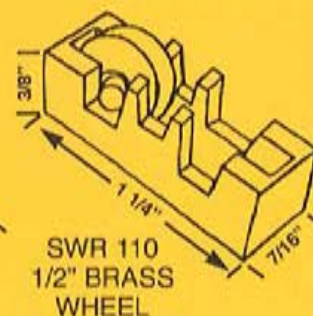
SWR 96
MILLER
ASMB



SWR 92
SECURITY

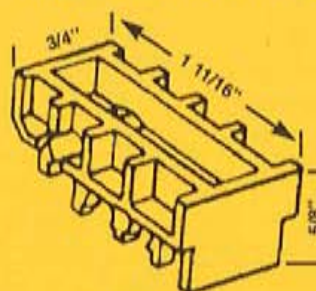


SWR 56
ROLLER
ASMB

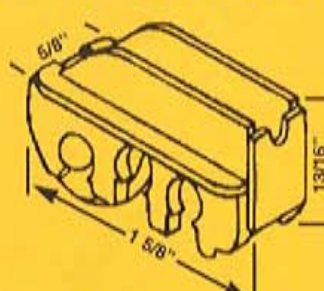


SWR 110
1/2" BRASS
WHEEL

HUNG & SLIDING WINDOW LATCHES ARE GROUPED TOGETHER, AS MANY ARE INTERCHANGEABLE.



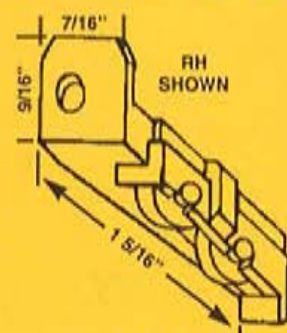
SWR 174
ACORN 2500 SERIES



SWR 170-STEEL WHL
SWR-170 BB-BB WHL
ACORN 2200 SERIES



SWR 173L
ACORN 2000 SERIES



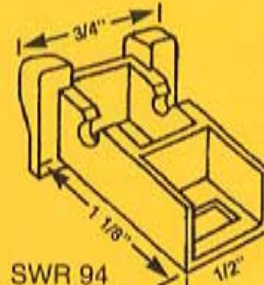
SWR 173R
ACORN 2000 SERIES



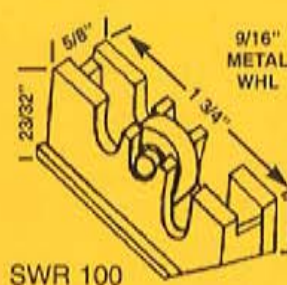
SWR 103
BELLEVIEW



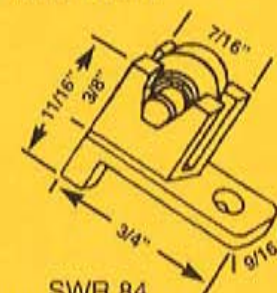
SWR 90
ALCAN



SWR 94
HOUSING



SWR 100



SWR 84
THERMALUME



SWR 41



SWR 104
KINCO



SWR 109
PINO

**#1
IN
SERVICE**



REPLACEMENT HARDWARE Mfg., Inc.

500 West 84th Street ♦ Hialeah ♦ Florida 33014 ♦ USA
305-558-5051 ♦ Fax: 305-557-5239 ♦ Toll Free: 1-800-780-5051
www.rhmfg.com ♦ www.replacement-hardware.com

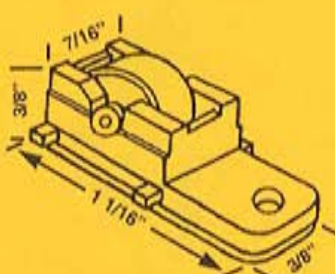
3A5
SECTION A
REV. 6/03

HORIZONTAL SLIDING WINDOW ROLLERS

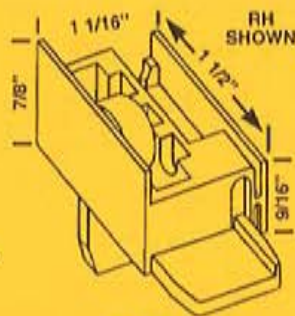
HORIZONTAL SLIDING WINDOW ROLLERS



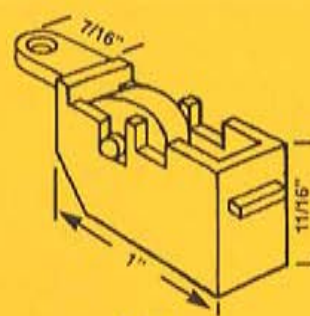
SWR 43
ROLLER
ASMB



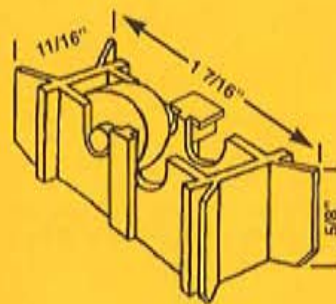
SWR 131N-NYLON
SWR 131S-STEEL
ESP ASMB



SWR 153R
REYNOLDS OLD
CORNER & RLR



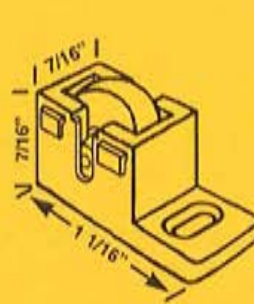
SWR 53
KENSINGTON
ROLLER ASMB



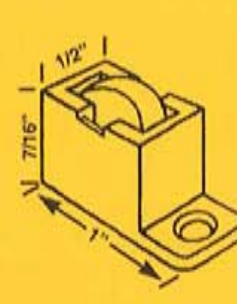
SWR 182
ALENCO
ROLLER ASMB



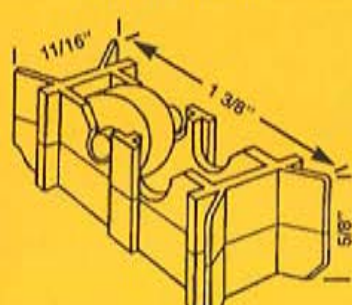
SWR 39
ROLLER ASMB



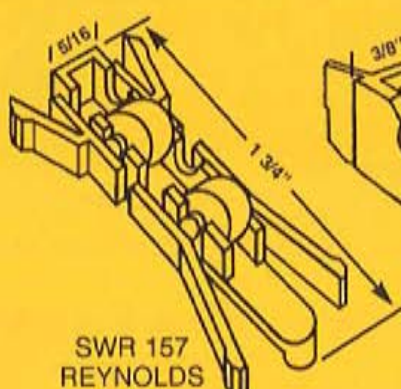
SWR 169
ROLLYSON
1200 SERIES



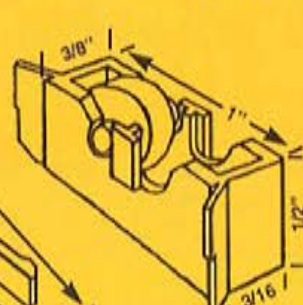
SWR 166
ROLLER ASMB



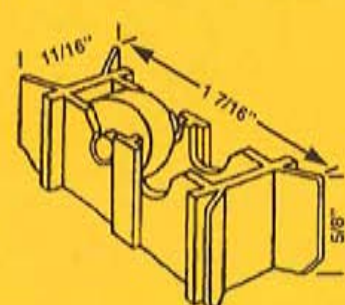
SWR 57
HORIZONTAL
ROLLER



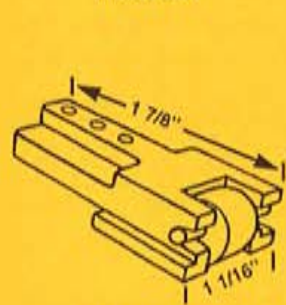
SWR 157
REYNOLDS
ASMB



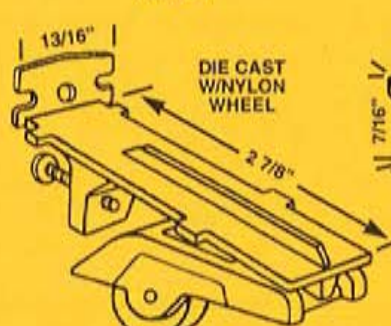
SWR 114
ROLLER
ASMB



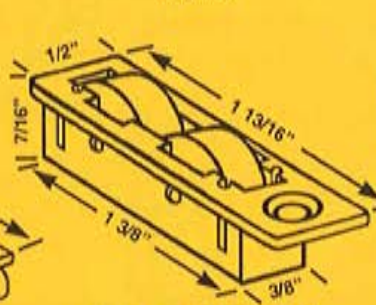
SWR 139
ROLLER ASMB
SERIES 3800




SWR 136
ROLLER
ASMB



SWR 134
MIAMI



SWR 164N-NYLON
SWR 164S-STEEL
SWR 195
TANDEM ASMB

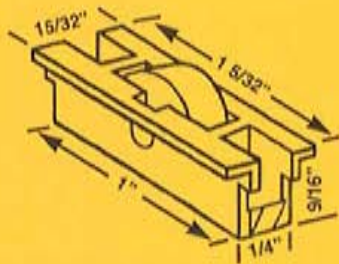


SWR 135
EXTRUDED
ASMB

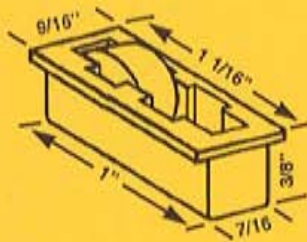
IF IN DOUBT ON ANY PART -- SEND SAMPLE FOR IDENTIFICATION.



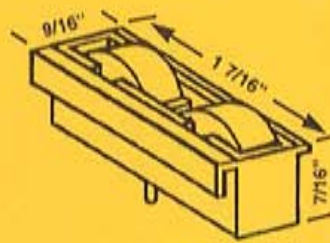
HORIZONTAL SLIDING WINDOW ROLLERS



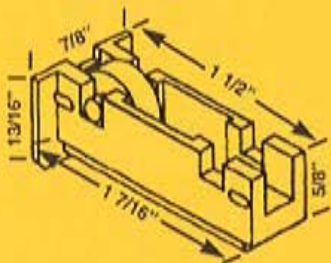
SWR 191
PD
ROLLER ASMB



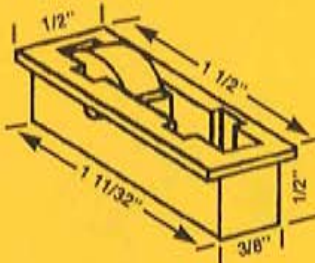
SWR 193
FIBERLUX
FX WR LOW



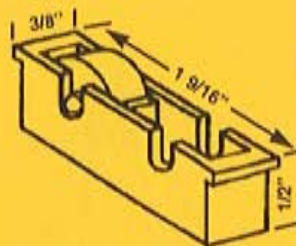
SWR 198
PGT 710 IMPACT



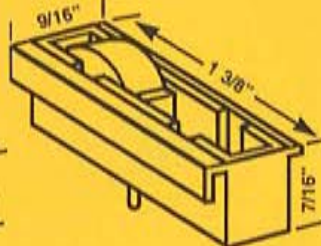
SWR 111
SLIDING
ROLLER ASMB



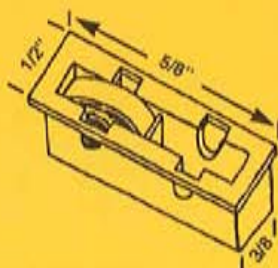
SWR 120
ROLLER ASMB



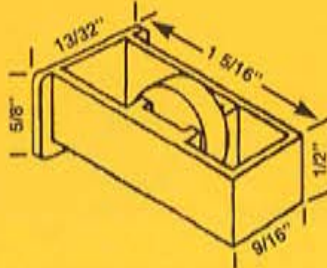
SWR 124
ROLLER ASMB



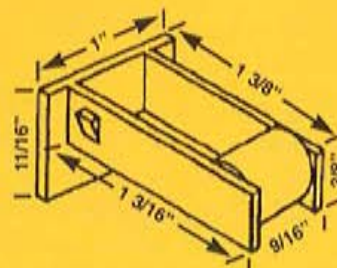
SWR 159
ROLLER ASMB



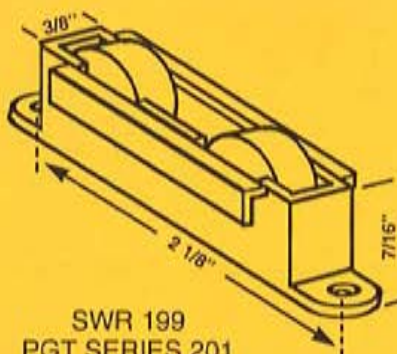
SWR 50
SHELTER
ASMB



SWR 150
PINO
ROLLER ASMB



SWR 158
MED.
ROLLER ASMB.



SWR 199
PGT SERIES 201
IMPACT



SWR 142
ROLLER
ASMB

IF IN DOUBT ON ANY PART -- SEND SAMPLE FOR IDENTIFICATION

**#1
IN
SERVICE**



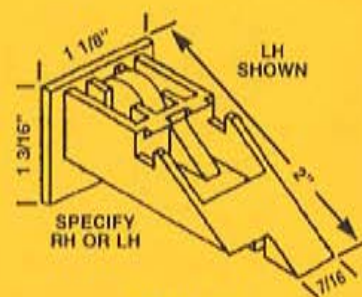
REPLACEMENT HARDWARE Mfg., Inc.

500 West 84th Street ♦ Hialeah ♦ Florida 33014 ♦ USA
305-558-5051 ♦ Fax: 305-557-5239 ♦ Toll Free: 1-800-780-5051
www.rhmfg.com ♦ www.replacement-hardware.com

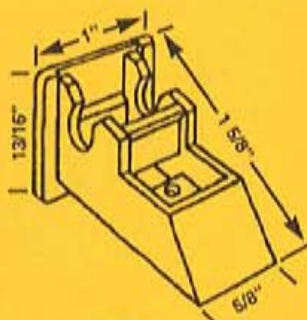
3A7
SECTION A
REV. 6/03

HORIZONTAL SLIDING WINDOW ROLLERS

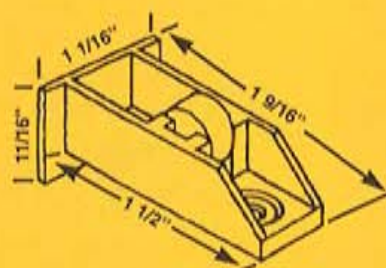
HORIZONTAL SLIDING WINDOW ROLLERS



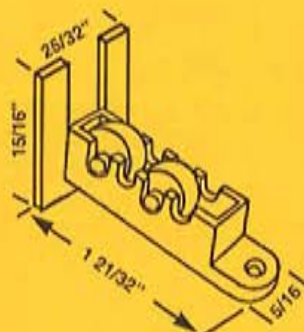
SWR 152
ARUNDAL
HOUSING




SWR 95
ROLLER
HOUSING



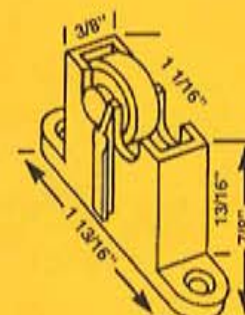
SWR 163
SW
ROLLER ASMB



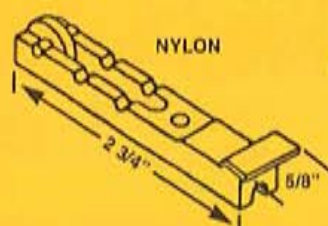
SWR 118
GEM
SEASONALL




SWR 45
NUAIRE



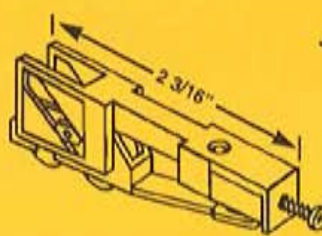
SWR 126
BALL BEARING
ASMB



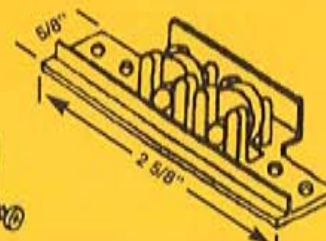
SWR 7
ROLLER
HOUSING



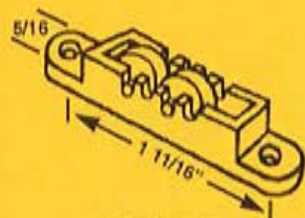
SWR 98
ROLLER
HOUSING



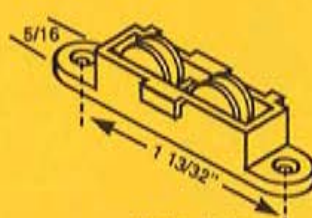
SWR 98 SET
RUSCO
ROLLER ASMB



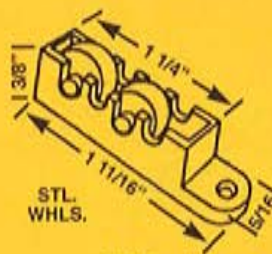
SWR 144
ROLLER ASMB
9/16" WHLS



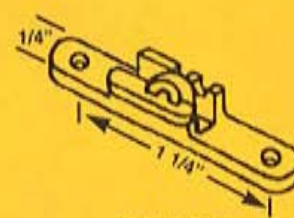
SWR 123
ROLLER
ASMB



SWR 179
ROLLER
ASMB



SWR 49
GEM
SEASONALL

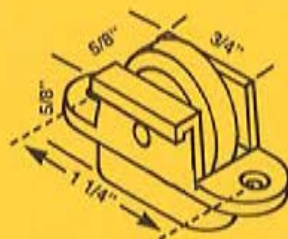


SWR 168
ROLLER
ASMB

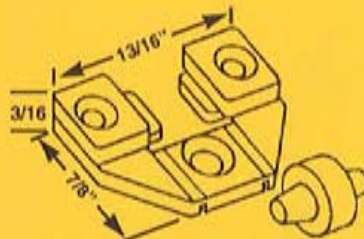
IF IN DOUBT ON ANY PART -- SEND SAMPLE FOR IDENTIFICATION.
WE ARE CONSTANTLY ADDING ADDITIONAL ITEMS TO SERVE YOU BETTER.



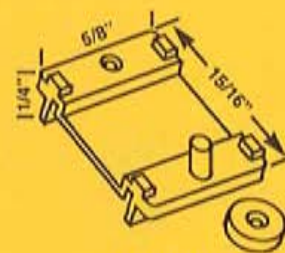
HORIZONTAL SLIDING WINDOW ROLLERS



SWR 178
WARE 200 SERIES
SLIDER



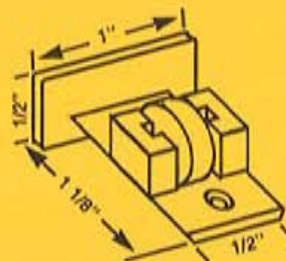
SWR 167
AIRELOK ASMB



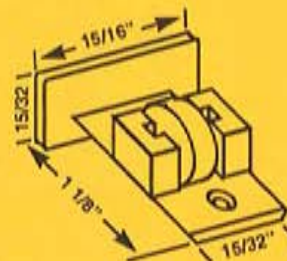
SWR 172
IDA
ROLLER ASMB



SWR 101
ROLLER ASMB



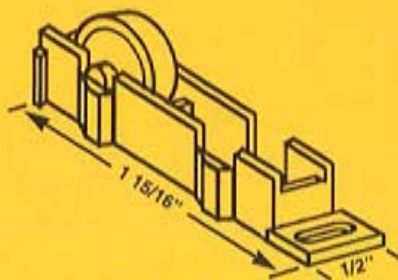
SWR 180
ROLLER ASMB



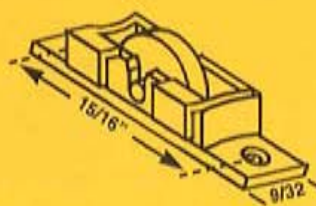
SWR 196
ROLLER ASMB



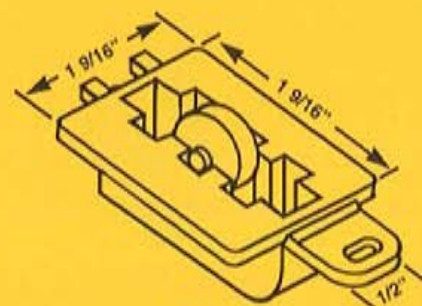
SWR 185
ROLLER ASMB



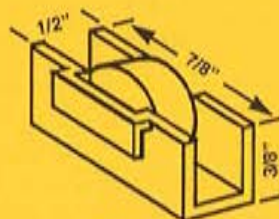
SWR 176
OLD ASMB
STEEL BB WHL



SWR181
ROLLER ASMB



SWR194
ACORN 2600
BB WHEEL



SWR184
ROLLEZE
ROLLER ASMB



SWR 155

IF IN DOUBT ON ANY PART -- SEND SAMPLE FOR IDENTIFICATION.
WE ARE CONSTANTLY ADDING ADDITIONAL ITEMS TO SERVE YOU BETTER.

**#1
IN
SERVICE**



REPLACEMENT HARDWARE Mfg. Inc.

500 West 84th Street ♦ Hialeah ♦ Florida 33014 ♦ USA
305-558-5051 ♦ Fax: 305-557-5239 ♦ Toll Free: 1-800-780-5051
www.rhmfg.com ♦ www.replacement-hardware.com

3A9
SECTION A
NEW 6/03

HORIZONTAL SLIDING WINDOW ROLLERS

HORIZONTAL SLIDING WINDOW ROLLERS


HORIZONTAL SLIDING WINDOW ROLLERS



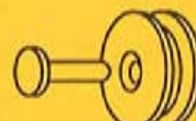
	A	B	C	E	MAT
SWR508	.500	.165	.250	.375	BRASS
SWR 48	.815	.190	.195	.590	ALUM
SWR 65	.760	.220	.265	.575	NYLON



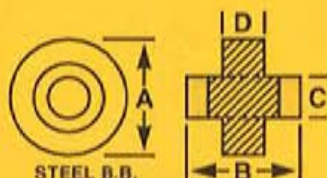
SWR 48
YO ROLLER
AND AXLE



SWR 23
KELLER



SWR 65
PANAM



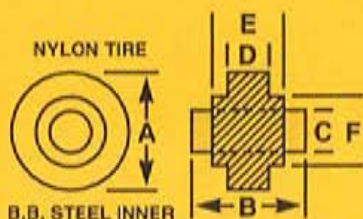
	A	B	C	D
SWR530	.525	.365	.195	.200
SWR511	.670	.375	.180	.190
SWR504	.555	.485	.250	.195



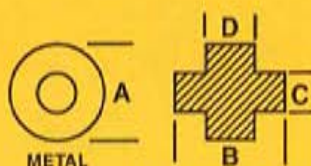
	A	B	C	MAT
ZSWR137MW	.620	.200	.125	BRASS
SWR525	.435	.235	.190	STEEL
SWR531	.430	.175	.190	BRASS
SWR514	.450	.235	.245	STEEL
SWR516	.520	.175	.195	BRASS
SWR517	.500	.130	.230	BRASS
SWR518	.520	.175	.195	BRASS



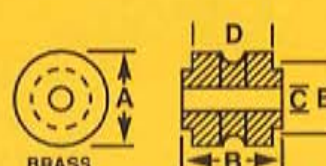
	A	B	C	D	F
SWR501	.725	.375	.190	.230	.435
SWR500	.725	.250	.190	.250	.420



	A	B	C	D	E	F
SWR524	.750	.500	.150	.250	.310	.350



	A	B	C	D	MAT
SWR527	.425	.270	.155	.180	ALUM



	A	B	C	D	E
SWR507	.800	.355	.250	.260	.500



SWR 143
ANDERSON
ROLLER
W/AXLE

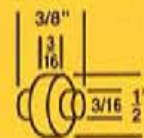


STEP AXLES

	A	B	C	D	MAT
FAS 91	.250	.675	.210	.350	STEEL
FAT 36	.245	.510	.125		S.S.
FAT 37	.175	.320	.122		S.S.
FAT 38	.235	.370	.122		S.S.
FAS 96	.250	.540	.220	.342	
FAT 44	.185	.335	.165	.180	



	A	B	MAT	FOR
FAS 74	.180	.540	STEEL	SWR 19
FAT 15	.120	.540	BRASS	
FAT 39	.185	.375	S.S.	SWR516



SWR 532
SS
ROLLER

IF IN DOUBT ON ANY PART -- SEND SAMPLE FOR IDENTIFICATION.
WE ARE CONSTANTLY ADDING ADDITIONAL ITEMS TO SERVE YOU BETTER.

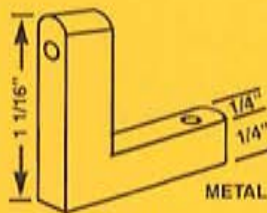
3A10
SECTION A
NEW 6/03



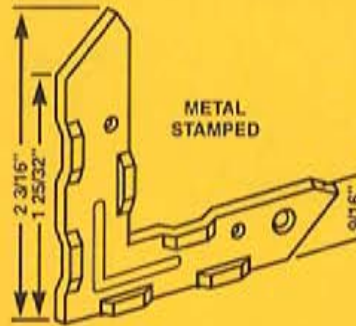
REPLACEMENT HARDWARE Mfg., Inc.

500 West 84th Street ♦ Hialeah ♦ Florida 33014 ♦ USA
305-558-5051 ♦ Fax: 305-557-5239 ♦ Toll Free: 1-800-780-5051
www.rhmfg.com ♦ www.replacement-hardware.com

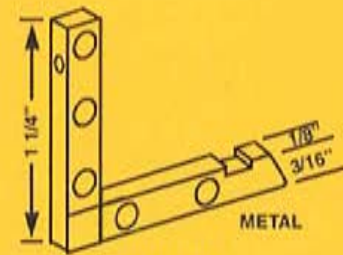
**#1
IN
SERVICE**



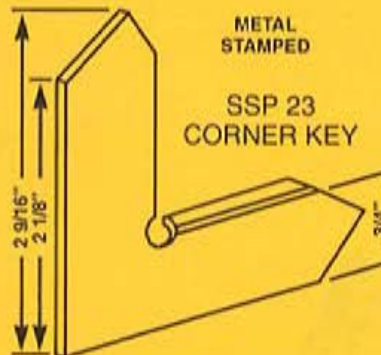
SSP 12
HARCAR
SASH CORNER



SSP 22
CORNER KEY

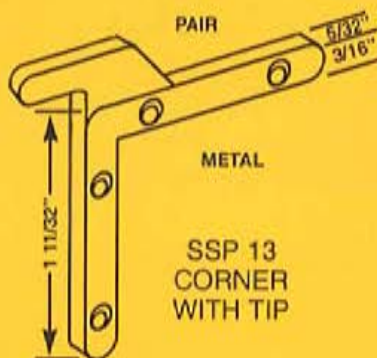


SSP 18
SEASONALL
CORNER

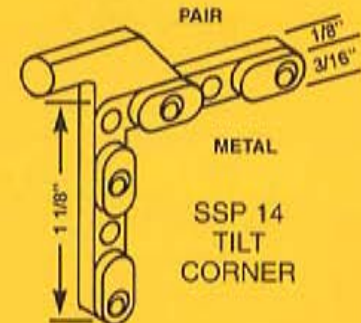


SSP 23
CORNER KEY

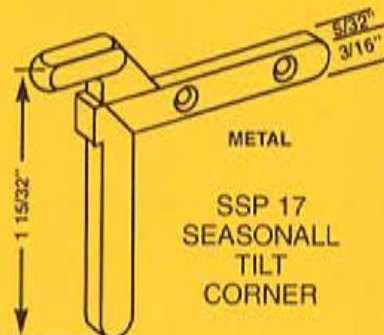
**IF IN DOUBT
ON ANY
PART -- SEND
SAMPLE FOR
IDENTIFICATION**



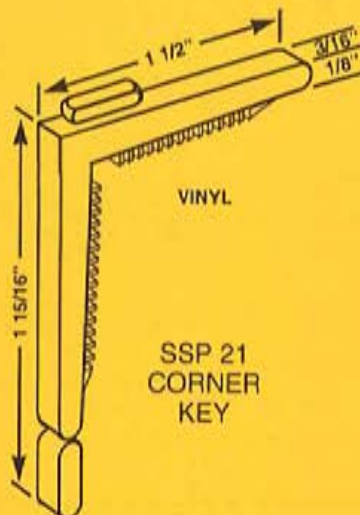
SSP 13
CORNER
WITH TIP



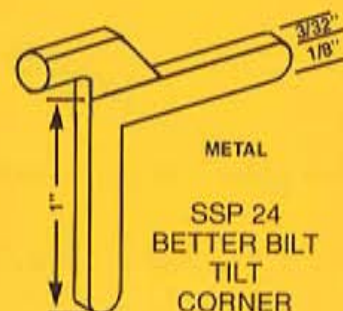
SSP 14
TILT
CORNER



SSP 17
SEASONALL
TILT
CORNER



SSP 21
CORNER
KEY



SSP 24
BETTER BILT
TILT
CORNER

HORIZONTAL SLIDING WINDOW HARDWARE

**#1
IN
SERVICE**

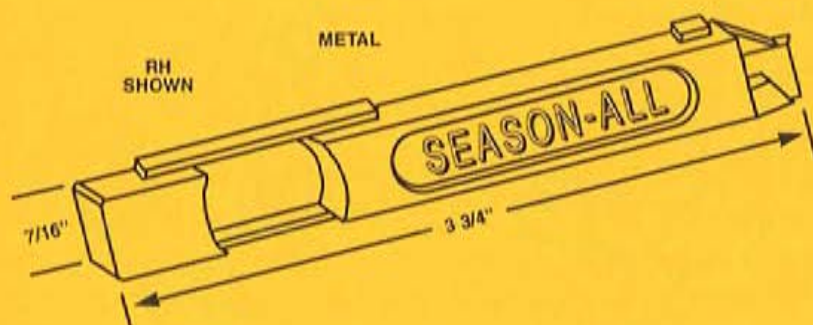


REPLACEMENT HARDWARE Mfg. Inc.

500 West 84th Street ♦ Hialeah ♦ Florida 33014 ♦ USA
305-558-5051 ♦ Fax: 305-557-5239 ♦ Toll Free: 1-800-780-5051
www.rhmf.com ♦ www.replacement-hardware.com

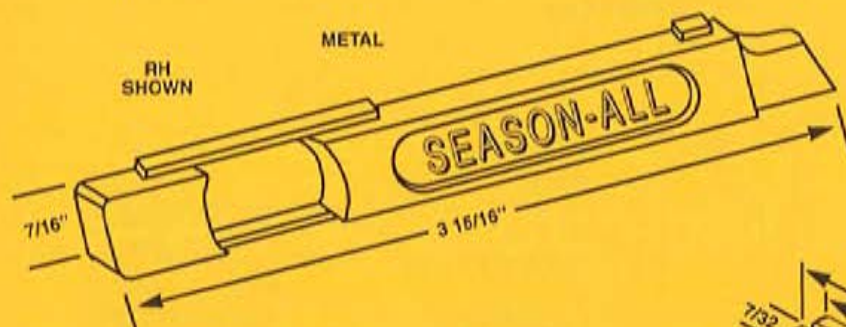
**3B1
SECTION B**
REV. 4/03

HORIZONTAL SLIDING WINDOW HARDWARE



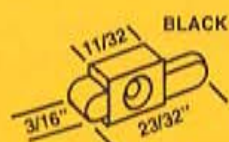
SSP 19R
SEASONALL SLIDE BOLT
RIGHT HAND

SSP 19L
LEFT HAND



SSP 20R
SEASONALL SLIDE BOLT
RIGHT HAND

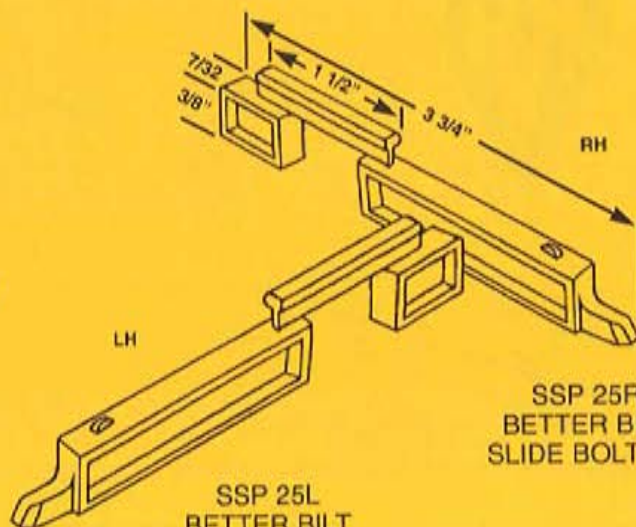
SSP 20L
LEFT HAND



SSP 26
TILT KEY



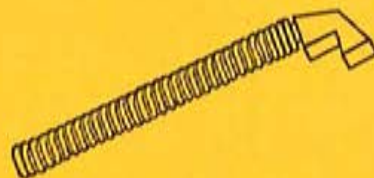
SSP 16
SEASONALL
PIVOT KEY



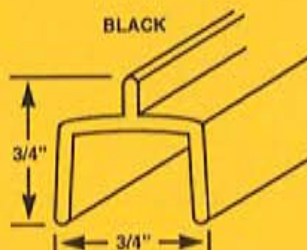
SSP 25L
BETTER BILT
SLIDE BOLT LH

SSP 25R
BETTER BILT
SLIDE BOLT RH

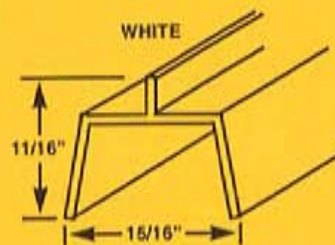
IF IN DOUBT ON ANY PART
SEND SAMPLE FOR IDENTIFICATION



SSP 27
SPRING & DOG
FOR SEASONALL



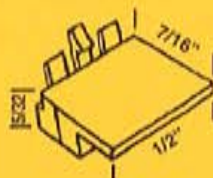
SWT 1
LAWSON
TRACK



SWT 2
LAWSON
TRACK



HORIZONTAL SLIDING WINDOW GUIDES



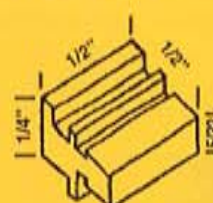
SWP 15
CROWN/HARCAR



SWP 16
YALE



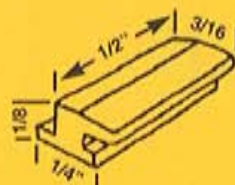
SWP 20
BARRINGTON



SWP 22
GUIDE



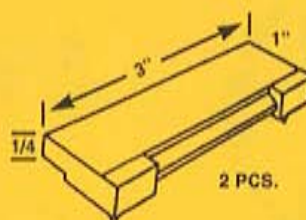
SWP 31
GUIDE



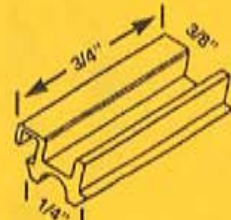
SWP 25
WALLACE



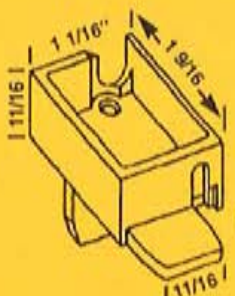
SWP 21
CROSSLY



SWP 27
DRIP COVER



SWP 28
ALENCO
BOTTOM GUIDE



SWP 35
REYNOLDS
OLD
HOUSING

RH SHOWN
SPECIFY
RH OR LH



SWP 41
ACORN
STORM
CAM
LATCH
2330
SERIES



SWP 42
ACORN
PIVOT
BRACKET
2330
SERIES



SWP 38
HOWARD
STOP



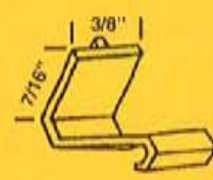
SWP 37
HOWARD
SERIES 60




SWP 39
KELLER
SLIDER



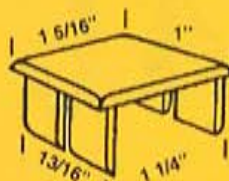
SWP 36
HARCAR
BOTTOM



SWP 23
LOOK



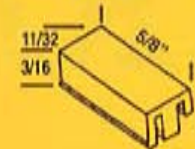
SWP 26
WEEP HOLE
COVER



SWP 33
APL
END CAP



SWP 40
ACORN S.P.
HEAD SPACER



SWP 29
ALENCO
TOP GUIDE



SWP 30
ALENCO
SLIDE GUIDE

IF IN DOUBT ON ANY PART -- SEND SAMPLE FOR IDENTIFICATION.
WE ARE CONSTANTLY ADDING ADDITIONAL ITEMS TO SERVE YOU BETTER.



REPLACEMENT HARDWARE Mfg. Inc.

500 West 84 Street, Hialeah, FL 33014
(305) 558-5051 • FAX 305-557-5239 • NATIONAL 800-780-5051

3C1
SECTION C
REV. 9/98



#1
IN SERVICE
OVER
20,000
PARTS IN STOCK!

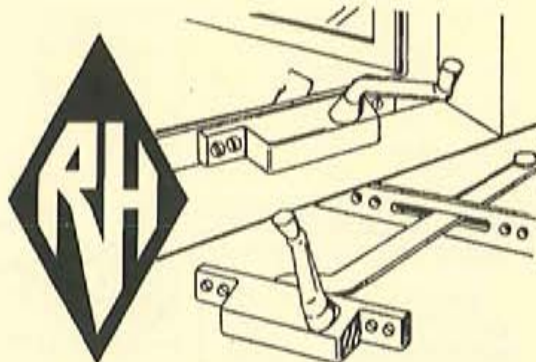
This Space Left Available For:

NEW
ARRIVALS!

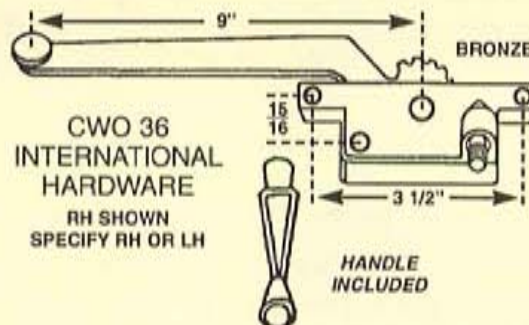
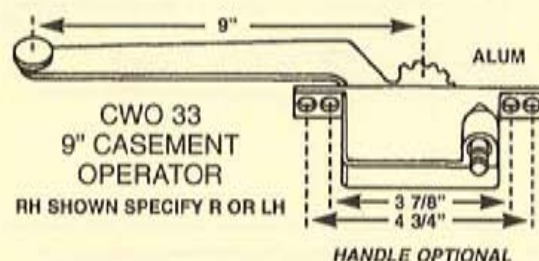
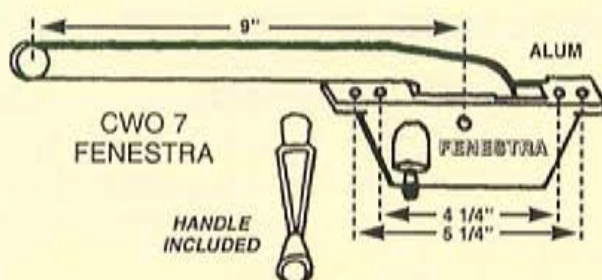
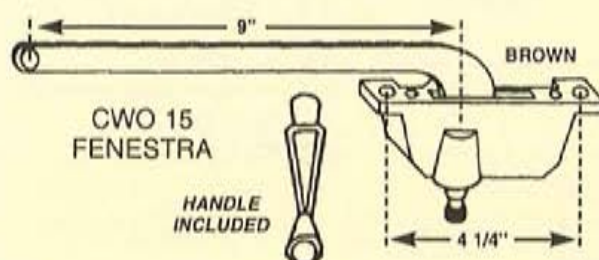
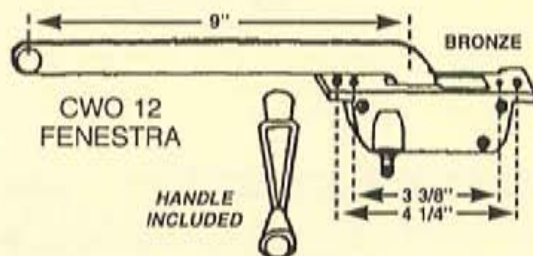
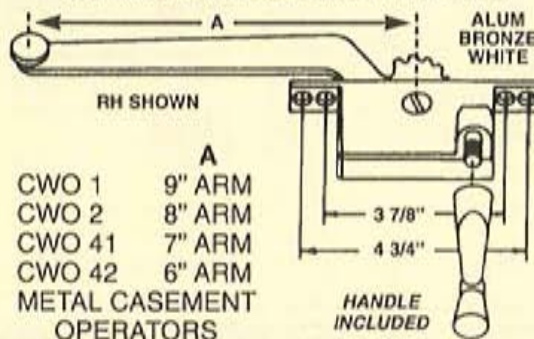
IF IN DOUBT ON ANY PART -- SEND SAMPLE FOR IDENTIFICATION.
WE ARE CONSTANTLY ADDING ADDITIONAL ITEMS TO SERVE YOU BETTER.



CASEMENT WINDOW OPERATORS

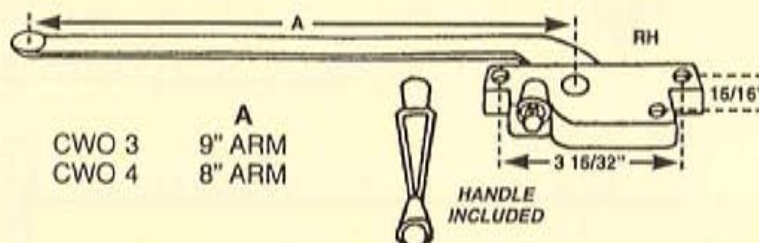


UNIVERSAL REPLACEMENT OPERATORS STEEL, ALUMINUM & VINYL WINDOWS



WOOD CASEMENT OPERATORS

CWO 3 9" ARM
CWO 4 8" ARM



SEE PAGE 4A5 FOR OPTIONAL HANDLES

IF IN DOUBT ON ANY PART -- SEND SAMPLE FOR IDENTIFICATION.
WE ARE CONSTANTLY ADDING ADDITIONAL ITEMS TO SERVE YOU BETTER.



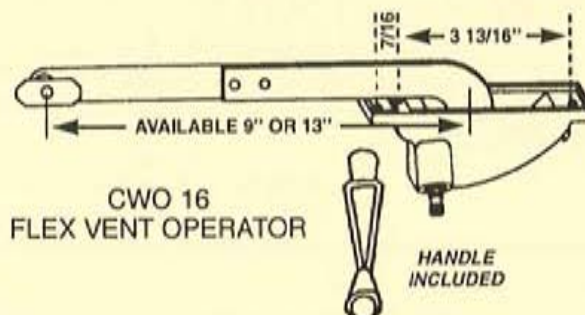
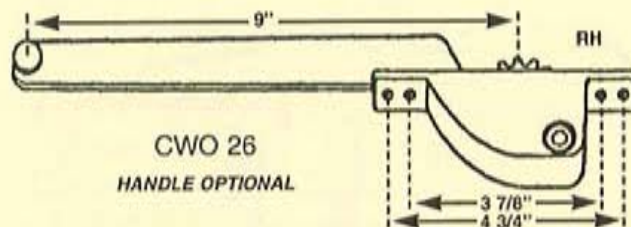
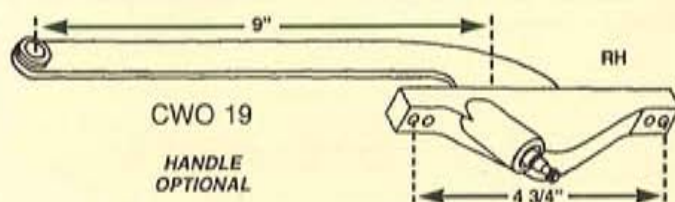
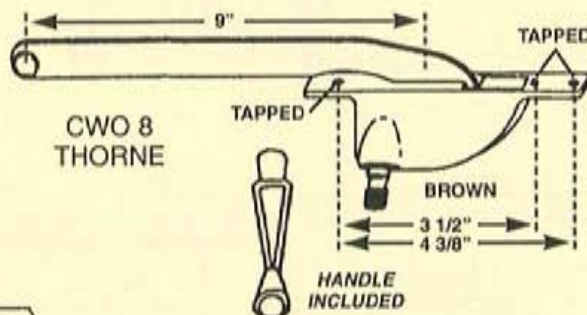
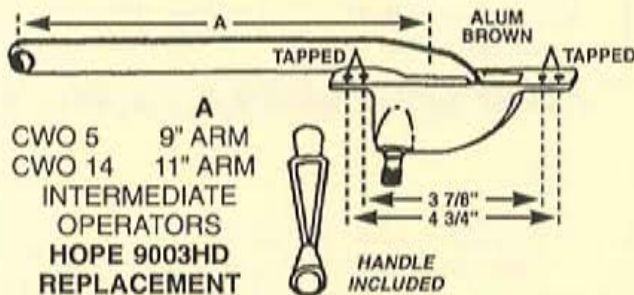
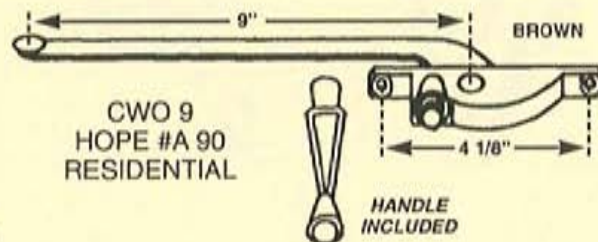
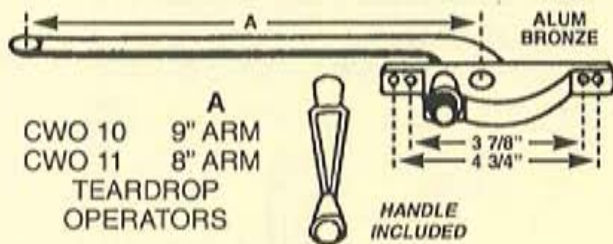
REPLACEMENT HARDWARE Mfg., Inc.

500 West 84th Street ♦ Hialeah ♦ Florida 33014 ♦ USA
305-558-5051 ♦ Fax: 305-557-5239 ♦ Toll Free: 1-800-780-5051
e-mail: info@rhmf.com ♦ website: www.rhmf.com

4A1
SECTION A
NEW 11/99

CASEMENT WINDOW OPERATORS

CASEMENT WINDOW OPERATORS

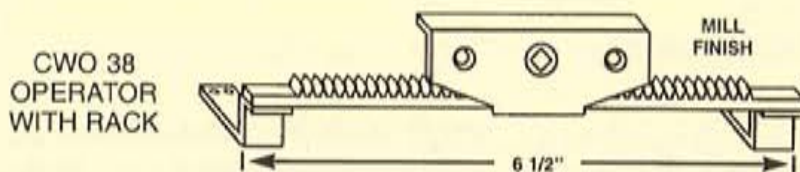
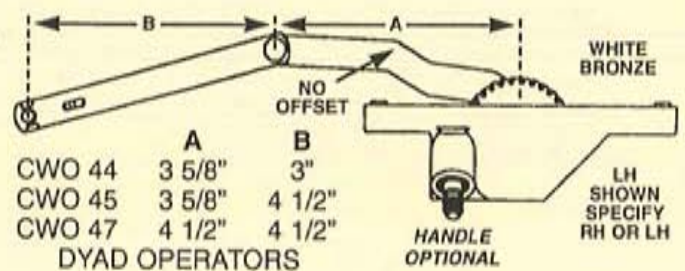
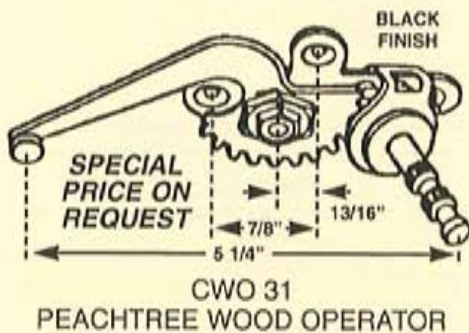
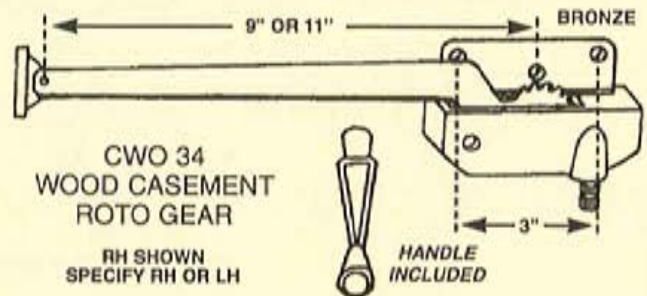
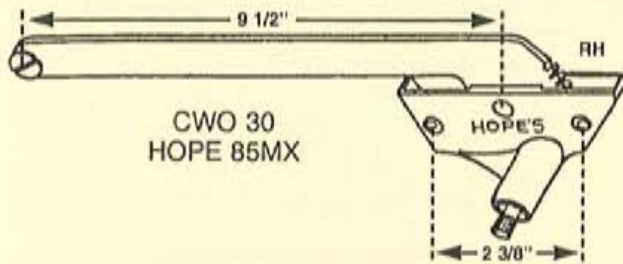
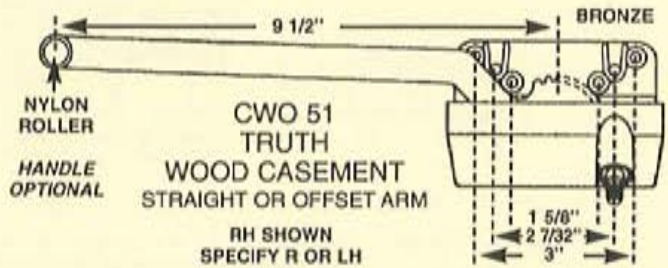
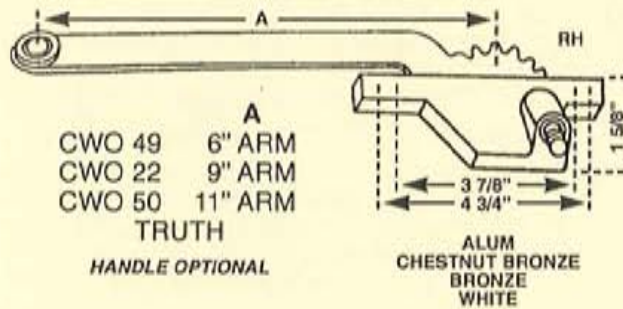


SEE PAGE
 4A5 FOR
 OPTIONAL
 HANDLES

IF IN DOUBT ON ANY PART -- SEND SAMPLE FOR IDENTIFICATION.
 WE ARE CONSTANTLY ADDING ADDITIONAL ITEMS TO SERVE YOU BETTER.

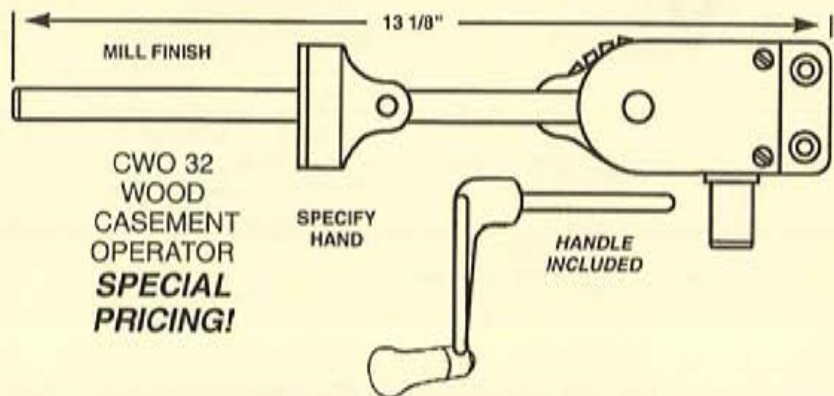


CASEMENT WINDOW OPERATORS



IF IN DOUBT ON
ANY PART -- SEND
SAMPLE FOR
IDENTIFICATION

SEE
PAGE 4A5
FOR
OPTIONAL
HANDLES



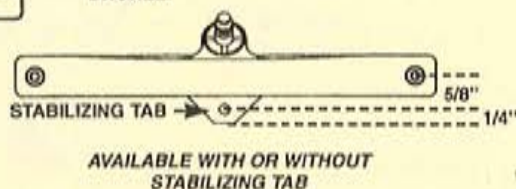
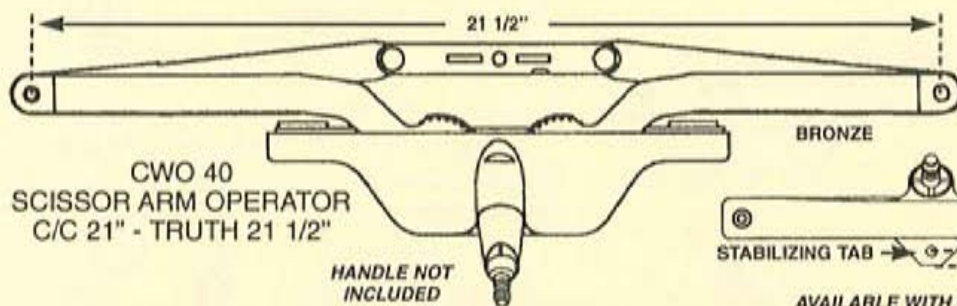
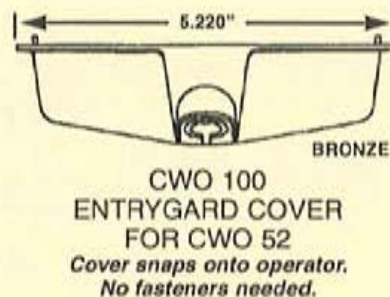
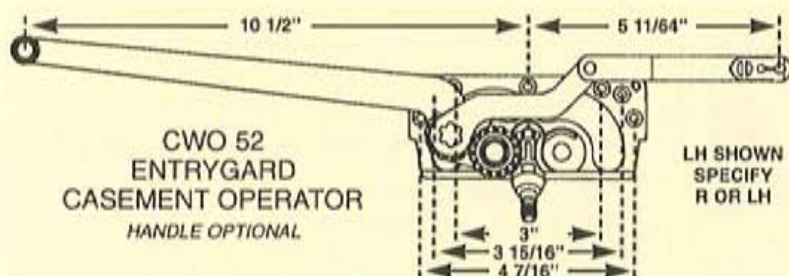
REPLACEMENT HARDWARE Mfg., Inc.

500 West 84th Street ♦ Hialeah ♦ Florida 33014 ♦ USA
305-558-5051 ♦ Fax: 305-557-5239 ♦ Toll Free: 1-800-780-5051
e-mail: info@rhmf.com ♦ website: www.rhmf.com

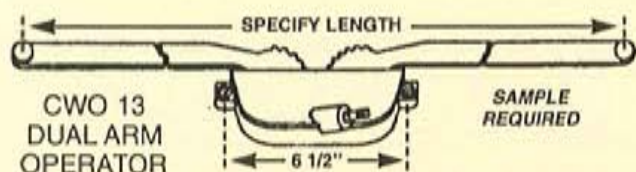
4A3
SECTION A
NEW 11/99

CASEMENT WINDOW OPERATORS

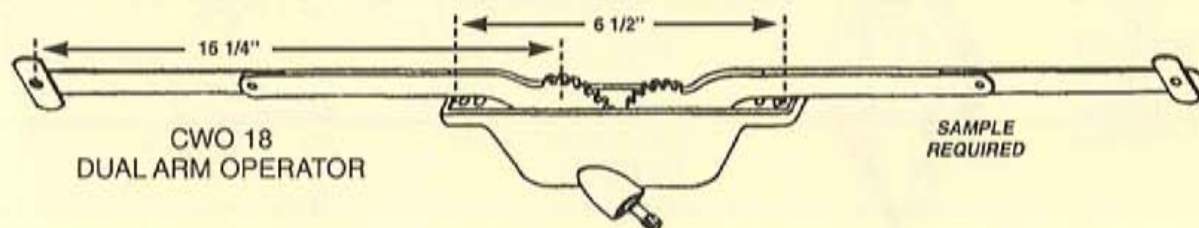
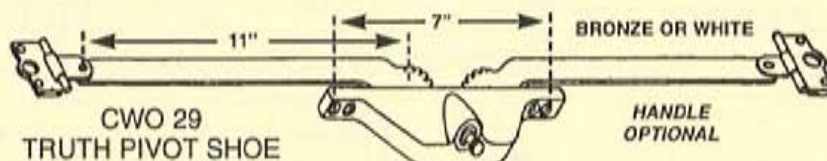
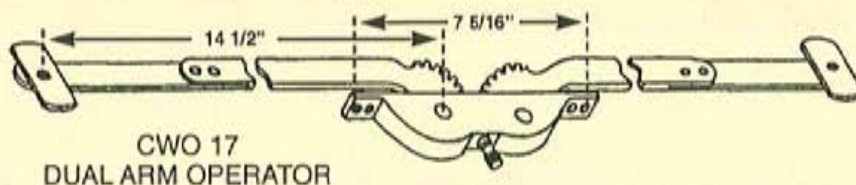
CASEMENT WINDOW OPERATORS



SEE PAGE 4A5 FOR OPTIONAL HANDLES



IF IN DOUBT
ON ANY PART
SEND SAMPLE FOR
IDENTIFICATION




WE ARE CONSTANTLY ADDING ADDITIONAL ITEMS TO SERVE YOU BETTER.

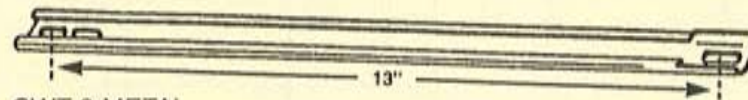


CASEMENT WINDOW ACCESSORIES

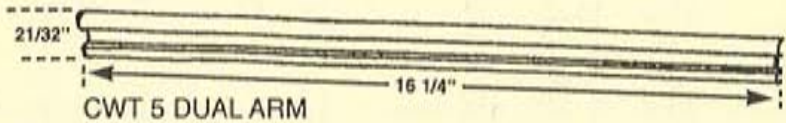
TRACK



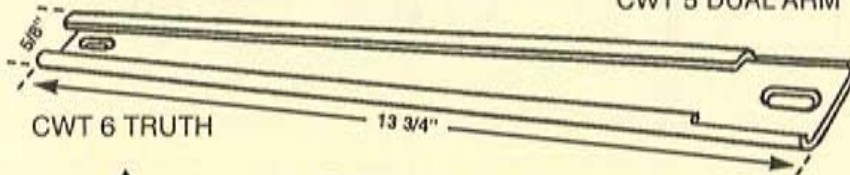
CWT 1 WOOD




CWT 2 METAL




CWT 5 DUAL ARM



CWT 6 TRUTH



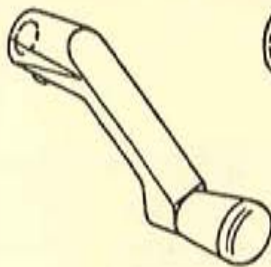
CWT 7



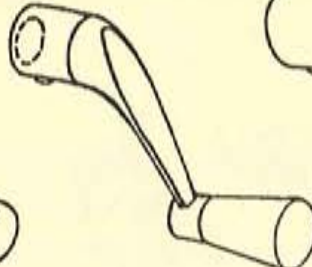
CWT 8



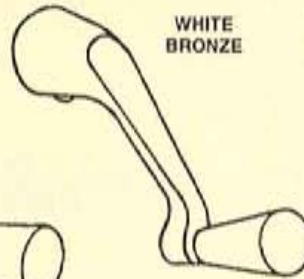
CASEMENT WINDOW OPERATOR HANDLES



WOH 27
5/16" SPLINE

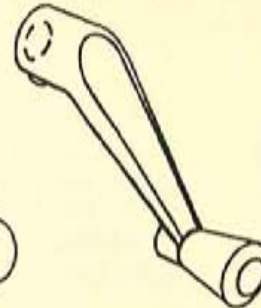


WOH 28 - 3/8"
WOH 28 - 5/16"



WHITE
BRONZE

WOH 40
3/8" SPLINE



WOH 49
FOR CWO 26



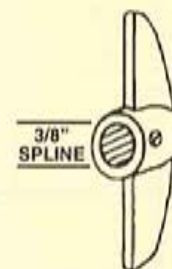
BRONZE
WHITE
ALUM

WOH 72
FOLDING HANDLE
3/8" SPLINE

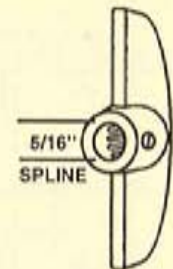
TEE HANDLES



PART #	A	MFR.	COLOR
WOH 64	3/8"	ANDERSEN	ALUM/WHITE
WOH 63	7/16"		BRONZE
WOH 65	9/32"	PEACHTREE	
WOH 66	11/32"	TRUTH/ WRIGHT	ALUM/WHITE/ LT. BRONZE



WOH 19
ANDERSEN
3/8" SPLINE



WOH 25
5/16"
SPLINE

SEE WHITE SECTION, PAGES 1B1 & 1B2 FOR
COMPLETE HANDLE ASSORTMENT



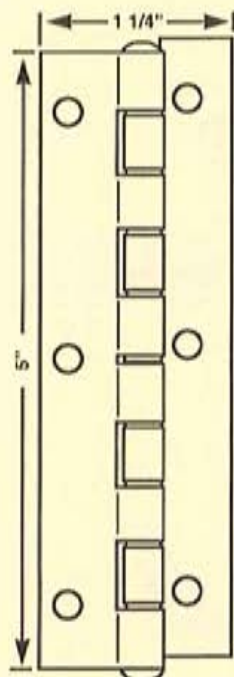
REPLACEMENT HARDWARE Mfg., Inc.

500 West 84th Street ♦ Hialeah ♦ Florida 33014 ♦ USA
305-558-5051 ♦ Fax: 305-557-5239 ♦ Toll Free: 1-800-780-5051
e-mail: info@rhmf.com ♦ website: www.rhmf.com

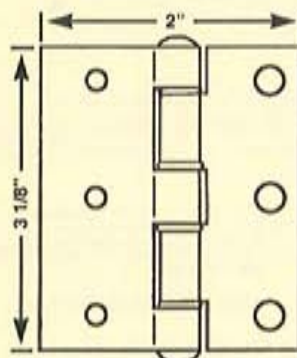
4A5
SECTION A
NEW 11/99

CASEMENT WINDOW ACCESSORIES

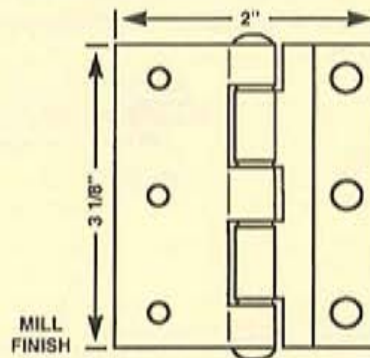
HINGES & ACCESSORIES



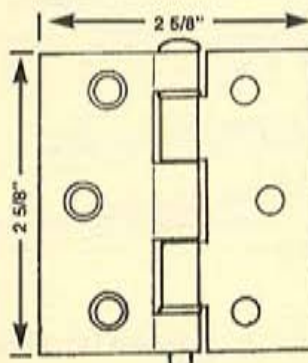
CWH 20
5" STAINLESS
STEEL



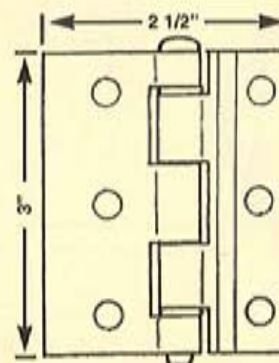
CWH 10
WARE OLD PR



CWH 16
CASEMENT



SDH 36

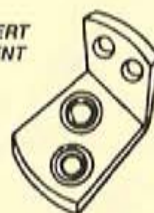


SDH 37

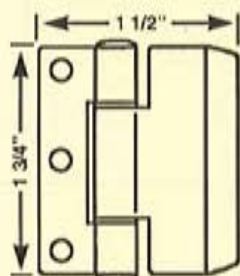


IF IN DOUBT
ON ANY PART
SEND
SAMPLE FOR
IDENTIFICATION

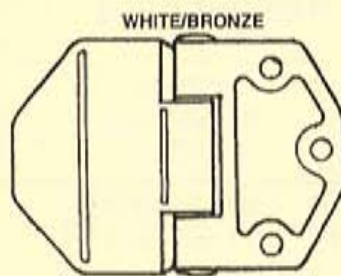
USED TO CONVERT
METAL CASEMENT
TO WOOD



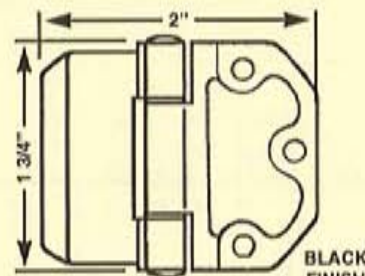
WPA 67
WOOD
CASEMENT
ANGLE
ADAPTOR



CWH 19



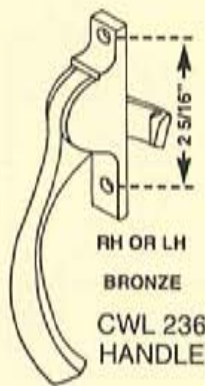
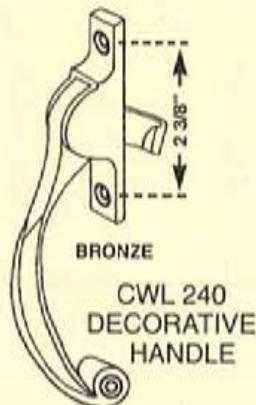
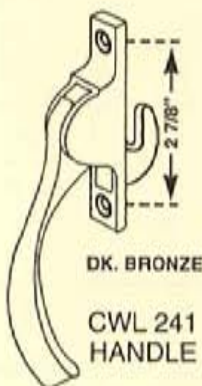
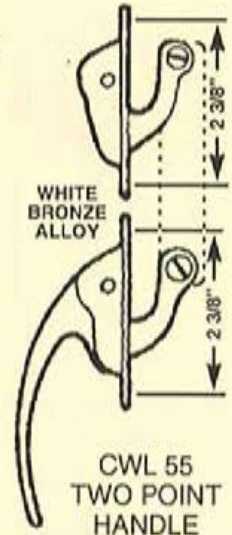
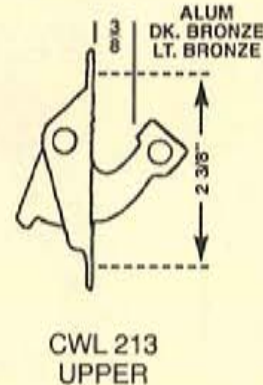
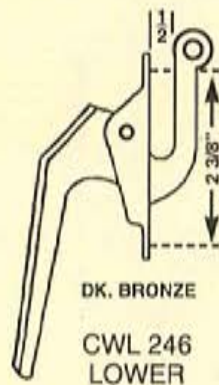
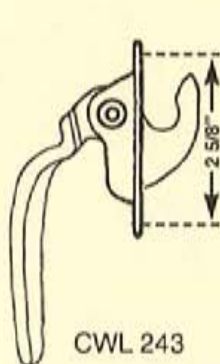
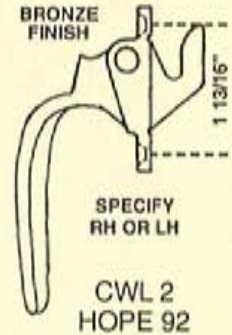
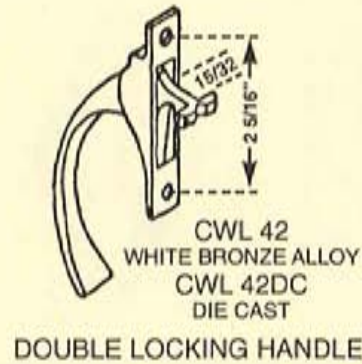
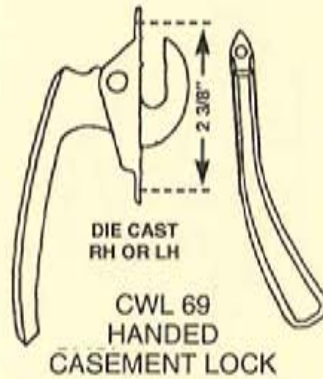
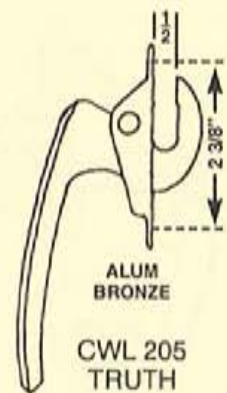
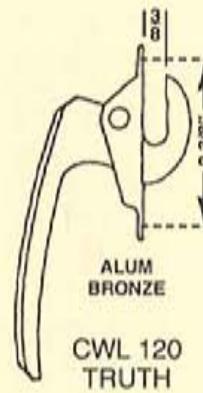
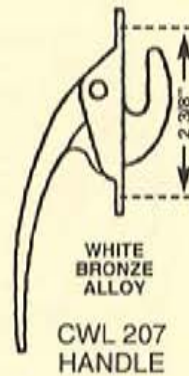
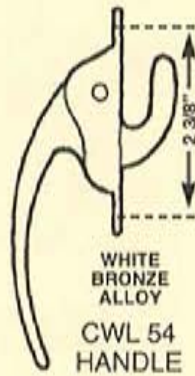
CWH 12



CWH 17



CASEMENT LATCHES



IF IN DOUBT
ON ANY
PART SEND
SAMPLE FOR
IDENTIFICATION

WE ARE CONSTANTLY ADDING ADDITIONAL ITEMS TO SERVE YOU BETTER.



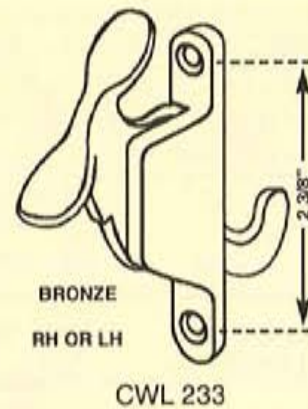
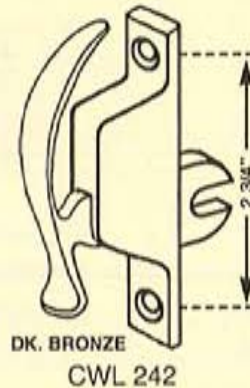
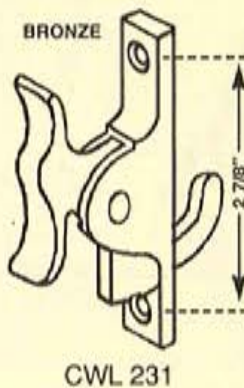
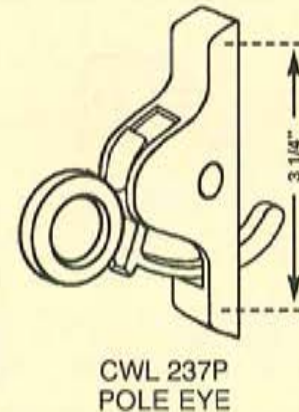
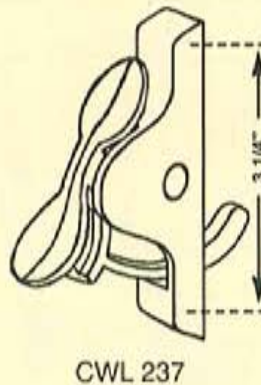
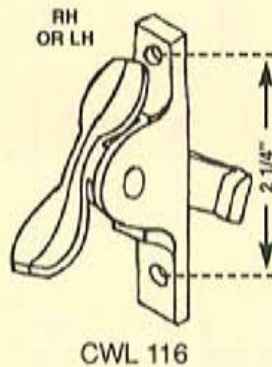
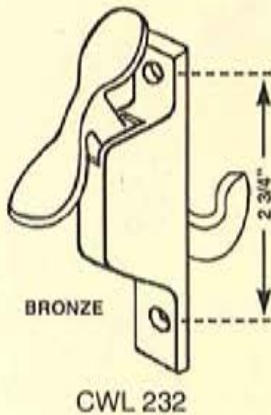
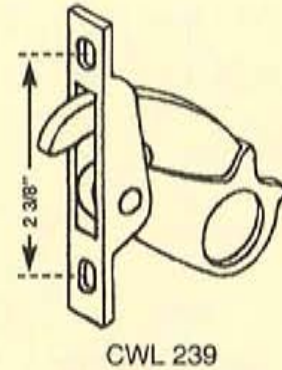
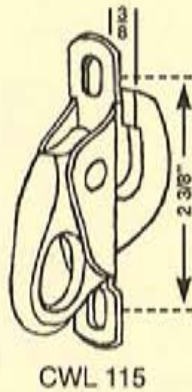
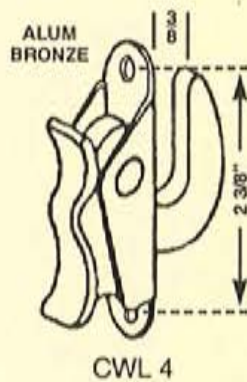
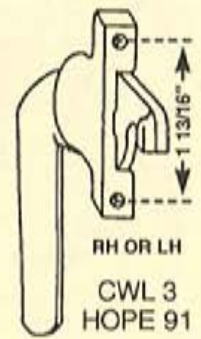
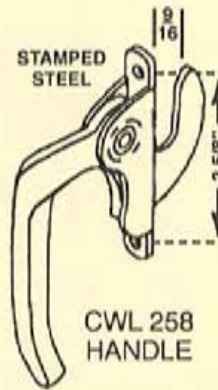
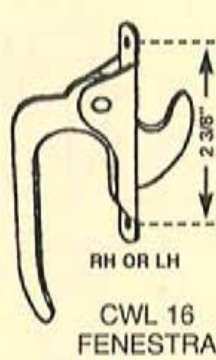
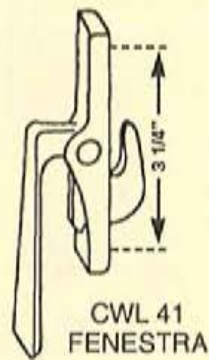
REPLACEMENT HARDWARE Mfg., Inc.

500 West 84th Street ♦ Hialeah ♦ Florida 33014 ♦ USA
305-558-5051 ♦ Fax: 305-557-5239 ♦ Toll Free: 1-800-780-5051
e-mail: info@rhmf.com ♦ website: www.rhmf.com

4B1
SECTION B
NEW 11/99

CASEMENT LATCHES

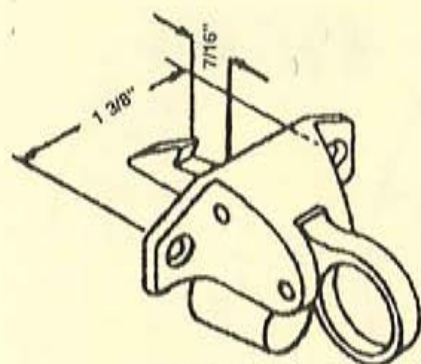
CASEMENT LATCHES



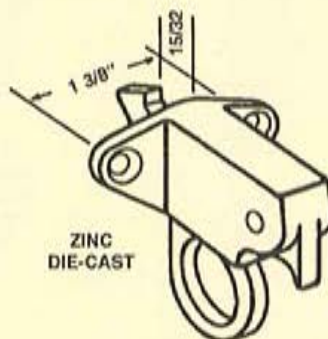
IF IN DOUBT ON ANY PART -- SEND SAMPLE FOR IDENTIFICATION



SPRING LATCHES

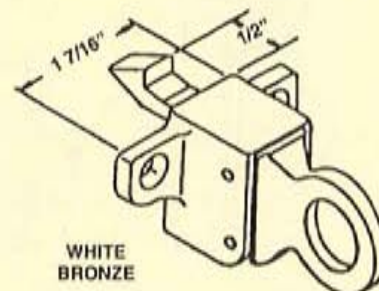


CWL 99



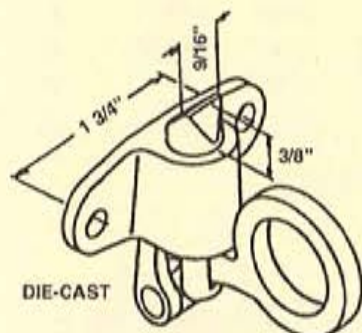
ZINC
DIE-CAST

CWL 101



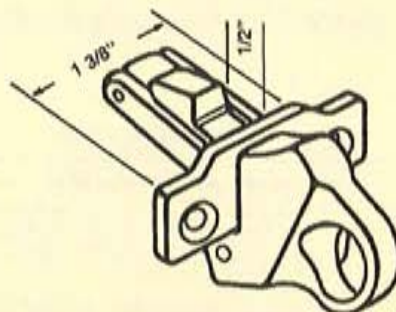
WHITE
BRONZE

CWL 111




DIE-CAST

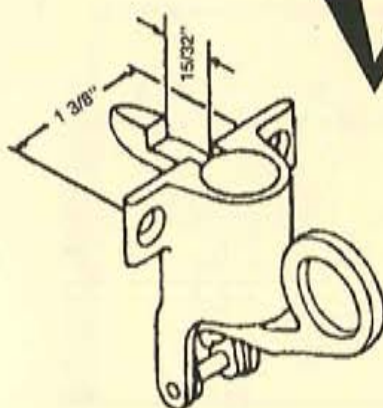
CWL 102
FENESTRA



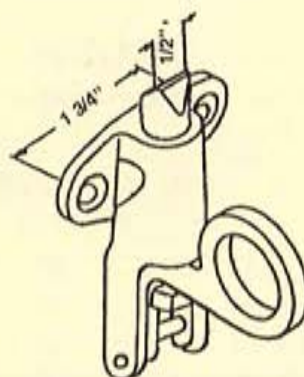
CWL 110



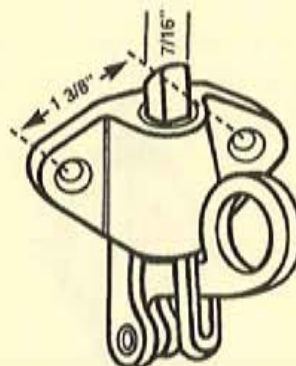
CWL 100
ONE MOUNTING HOLE



CWL 103



CWL 105



CWL 109

IF IN DOUBT ON ANY PART -- SEND SAMPLE FOR IDENTIFICATION.
WE ARE CONSTANTLY ADDING ADDITIONAL ITEMS TO SERVE YOU BETTER.



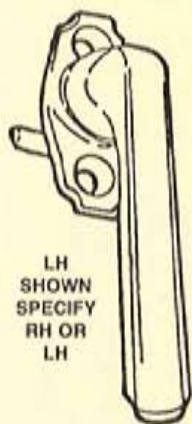
REPLACEMENT HARDWARE Mfg., Inc.

500 West 84th Street ♦ Hialeah ♦ Florida 33014 ♦ USA
305-558-5051 ♦ Fax: 305-557-5239 ♦ Toll Free: 1-800-780-5051
e-mail: info@rhmf.com ♦ website: www.rhmf.com

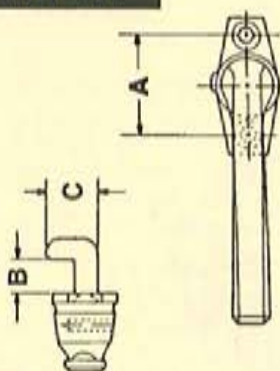
4B3
SECTION B
NEW 11/99

SPRING LATCHES

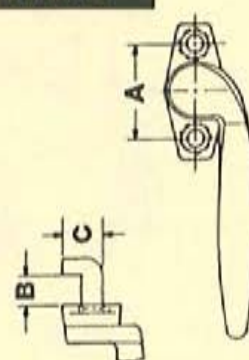
CONCEALED PAWL CAM HANDLES - PROJECT IN



TYPE R



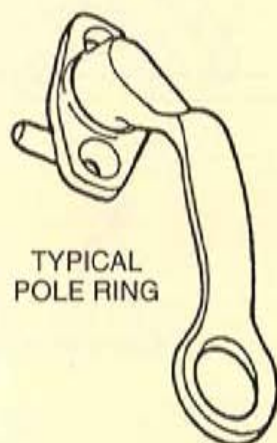
TYPE S



PART #	A	B	C	TYPE
CWL 23	1 3/8"	15/32"	9/16"	R
				Pole Ring
CWL 26	1 3/8"	7/16"	21/32"	S
CWL 26P	1 3/8"	7/16"	21/32"	S
				Pole Ring

PART #	A	B	C	TYPE
CWL 53	1 3/8"	7/16"	5/8"	R
CWL 90	1 7/16"	7/16"	21/32"	R
CWL 206	1 7/16"	7/16"	5/8"	R
CWL 264	1 3/8"	19/32"	5/8"	S

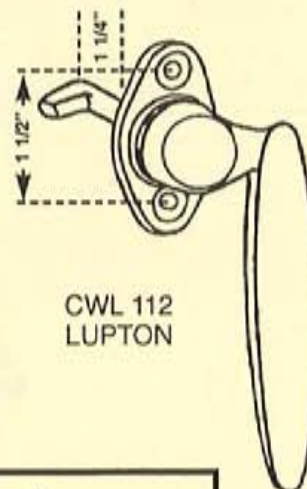
FOR CUSTODIAL CAM HANDLES SEE PAGE 4B8



TYPICAL
POLE RING

**IF IN DOUBT
ON ANY PART
SEND SAMPLE FOR
IDENTIFICATION**

WE ARE CONSTANTLY ADDING
ADDITIONAL ITEMS
TO SERVE YOU BETTER

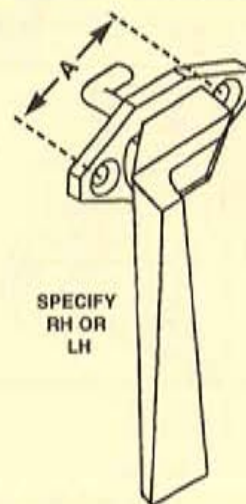


CWL 112
LUPTON

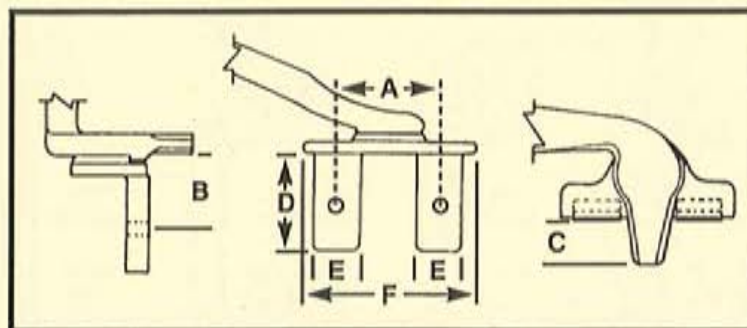
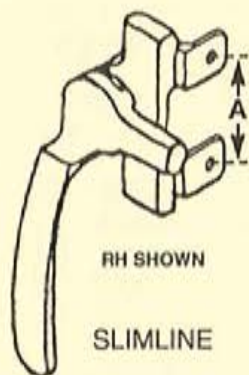


**TRUTH
TYPE S
CONCEALED PAWL
CAM HANDLES
PROJECT IN**

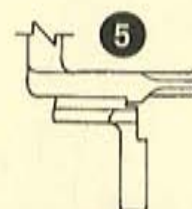
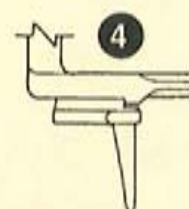
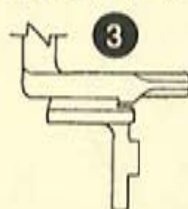
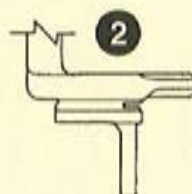
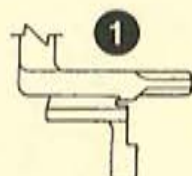
PART #	A	B	C
CWL 78	1 3/8"	1/2"	5/8"
CWL 84	1 3/8"	1/2"	5/8"
CWL 224	1 3/8"	7/8"	15/16"
CWL 225	1 3/8"	1/2"	5/8"
CWL 226	1 3/8"	5/8"	1"



CAM ANGLE BASE HANDLES - PROJECT OUT



BASE TYPES



PART #	A	B	C	D	E	F	BASE TYPE	DESCRIPTION
CWL 65	1 3/8"	9/16"	5/8"	1/2"	1/2"	2 1/8"	2	SUP 41
CWL 66	1 3/8"	11/16"	9/16"	15/16"	5/8"	2 1/8"	2	POLE RING
CWL 67	1 3/8"	1/16"	9/16"	15/16"	5/8"	2 1/8"	2	
CWL 93	1 3/8"	15/16"	1/2"	11/16"	1/2"	2 1/4"	5	POLE RING
CWL 96	1 3/8"	15/16"	1/2"	11/16"	1/2"	2 1/4"	5	SUP 32
CWL 97	1 3/8"	11/16"	15/32"	11/16"	7/16"	2 1/8"	1	FEN B10
CWL 98	1 3/8"	11/16"	15/32"	11/16"	7/16"	2 1/8"	1	
CWL 126	1 3/8"	3/4"	9/16"	15/16"	5/8"	2 1/8"	5	
CWL 127	1 3/8"	3/4"	15/16"	15/16"	5/8"	2 1/8"	5	
CWL 128	1 3/8"	15/16"	3/4"	13/16"	7/16"	2 1/4"	5	
CWL 223	1 3/8"	29/32"	17/32"	11/16"	1/2"	2 1/4"	5	POLE RING
CWL 261	1 3/8"	11/16"	1/2"	3/4"	15/32"	2"	4	
CWL 262	1 3/8"	3/4"	13/32"	9/16"	1/2"	2"	2	
CWL 263	1 3/8"	11/16"	17/32"	21/32"	7/16"	2 1/8"	1	POLE RING



IF IN DOUBT ON ANY PART -- SEND SAMPLE FOR IDENTIFICATION.
WE ARE CONSTANTLY ADDING ADDITIONAL ITEMS TO SERVE YOU BETTER.



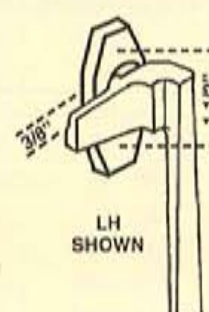
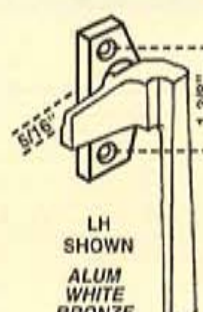
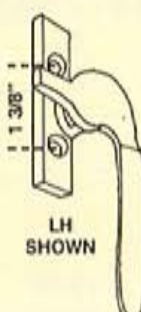
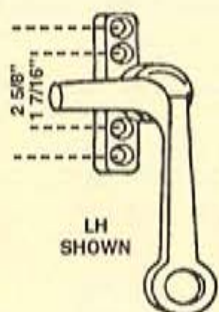
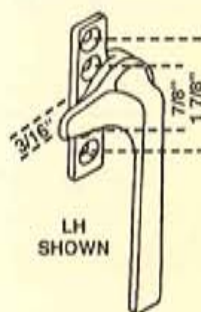
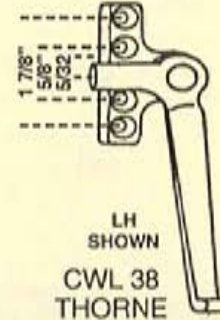
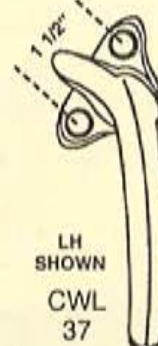
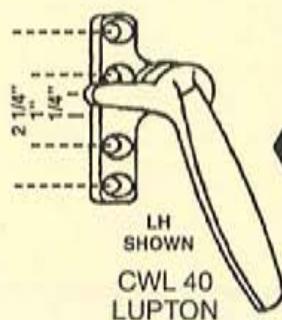
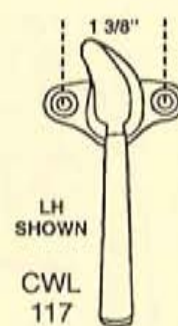
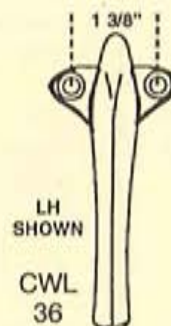
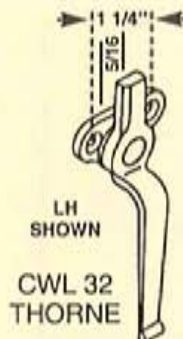
REPLACEMENT HARDWARE Mfg., Inc.

500 West 84th Street ♦ Hialeah ♦ Florida 33014 ♦ USA
305-558-5051 ♦ Fax: 305-557-5239 ♦ Toll Free: 1-800-780-5051
e-mail: info@rhmf.com ♦ website: www.rhmf.com

4B5
SECTION B
NEW 11/99

CAM ANGLE BASE HANDLES - PROJECT OUT

SURFACE-MOUNT LOCKING CAM HANDLES



CWL 39 FENESTRA

CWL 61 THORNE

CWL 113

CWL 73 TRUTH

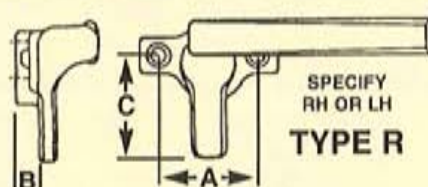
CWL 249



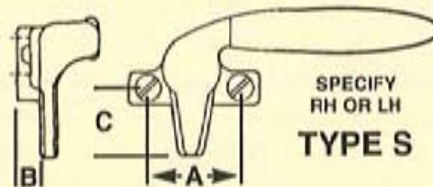
CWL 259

ALL PARTS LH SHOWN
SPECIFY RH OR LH

IF IN DOUBT
ON ANY PART SEND
SAMPLE FOR
IDENTIFICATION



SPECIFY
RH OR LH
TYPE R



SPECIFY
RH OR LH
TYPE S

SURFACE-MOUNT LOCKING CAM HANDLES

PART #	A	B	C	TYPE	DESCRIPTION
CWL 15	1 3/8"	5/16"	.675"	R	
CWL 19	1 3/8"	5/16"	.675"	S	
CWL 48	1 3/8"	5/16"	5/8"	R	POLE EYE
CWL 56	1 3/8"	1/4"	7/8"	R	DIE CAST
CWL 64	1 3/8"	.300"	11/16"	R	POLE EYE
CWL 91	1 3/8"	5/16"	5/8"	R	
CWL 200	1 7/16"	5/16"	11/16"	R	
CWL 247	1 1/2"	5/16"	3/4"	R	
CWL 266	1 3/8"	5/16"	1"	S	



ONE-HOLE CAM HANDLES



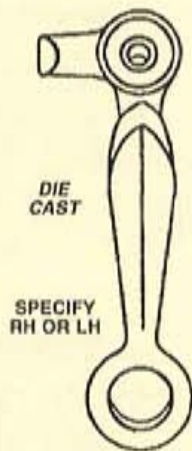
CWL 24
FENESTRA



CWL 29
FENESTRA
LOCKING HANDLE



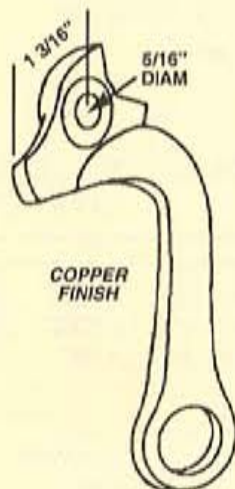
CWL 121
FENESTRA
SLIMLINE



CWL 118
FENESTRA



CWL 22
THORNE
LOCKING HANDLE



CWL 28
LOCKING HANDLE



CWL 235



CWL 253



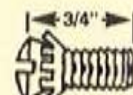
CWL 25
FENESTRA



IF IN DOUBT ON ANY
PART SEND SAMPLE FOR
IDENTIFICATION



CWL 500



FAS 523
SCREW &
WASHER

WE ARE CONSTANTLY ADDING
ADDITIONAL ITEMS TO SERVE YOU BETTER

ONE-HOLE CAM HANDLES

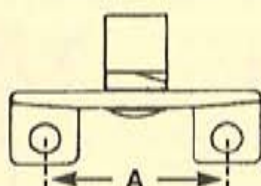
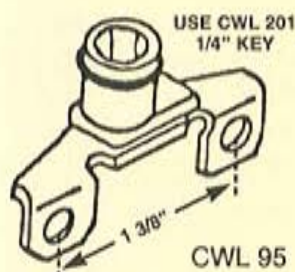


REPLACEMENT HARDWARE Mfg., Inc.

500 West 84th Street ♦ Hialeah ♦ Florida 33014 ♦ USA
305-558-5051 ♦ Fax: 305-557-5239 ♦ Toll Free: 1-800-780-5051
e-mail: info@rhmf.com ♦ website: www.rhmf.com

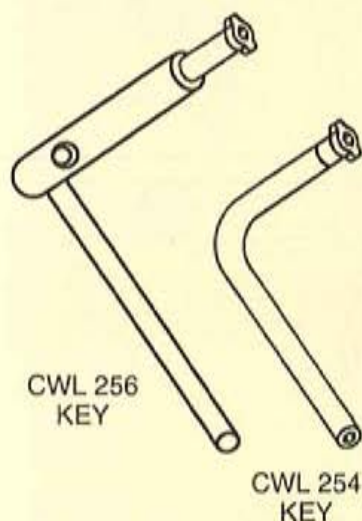
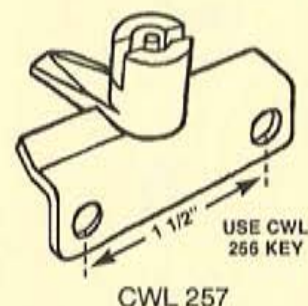
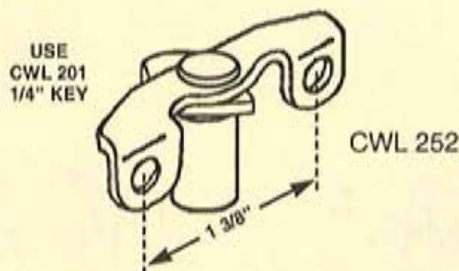
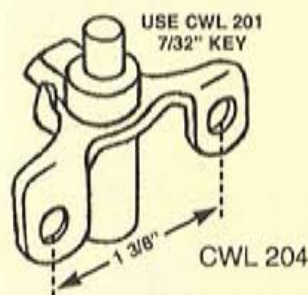
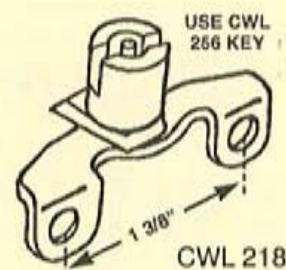
4B7
SECTION B
NEW 11/99

SECURITY CUSTODIAL LOCKS



CONCEALED LOCKS - SINGLE POINT

PART #	A	B	C	D
CWL 95	1 3/8"	1/2"	27/64"	7/16"
CWL 204	1 3/8"	5/8"	23/64"	5/8"
CWL 218	1 3/8"	1/2"	7/16"	1/2"
CWL 252	1 3/8"	3/32"	27/64"	7/16"
CWL 257	1 1/2"	5/8"	1/2"	1"

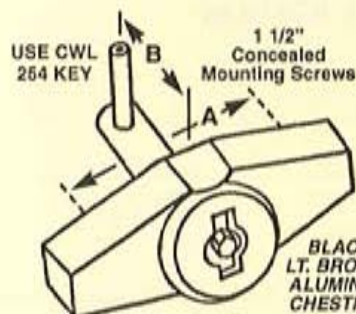
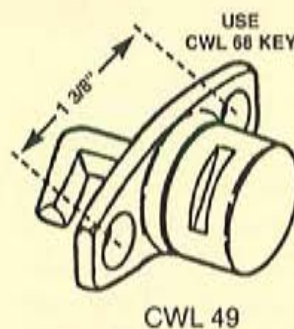
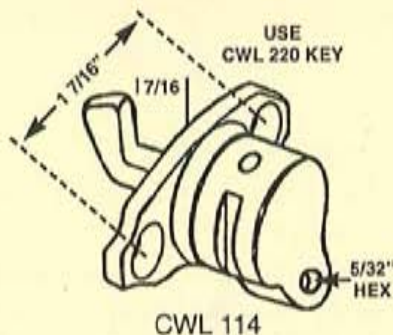


CUSTODIAL CAM HANDLES PROJECT IN

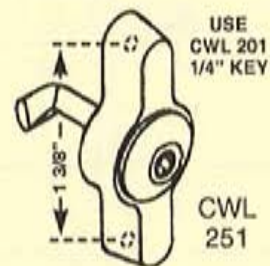
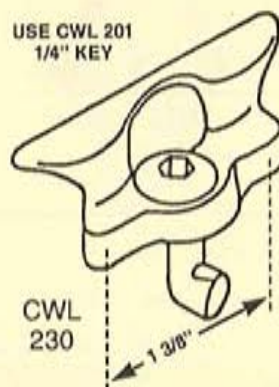
PART #	A	B	C
CWL 49	1 3/8"	5/8"	21/32"
CWL 251	1 3/8"	7/16"	5/8"
CWL 114	1 7/16"	7/16"	21/32"
CWL 230	1 3/8"	3/8"	5/8"



CWL 201-7/32
7/32" HEX
CWL 201-1/4
1/4" HEX

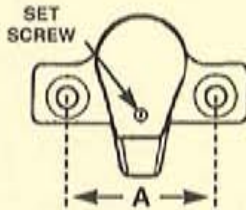


	A	B
CWL 227	1 1/2"	7/8"
CWL 228	1 1/2"	5/8"
CWL 229	1 1/2"	.460"



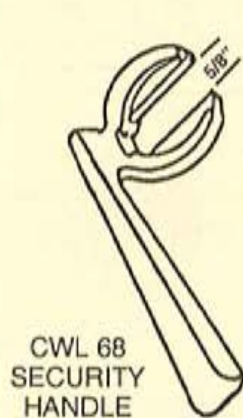
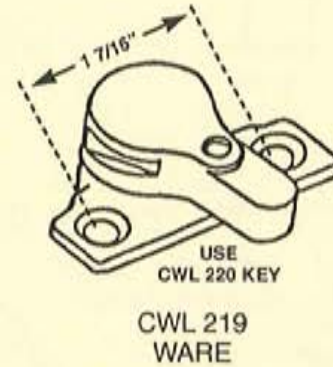
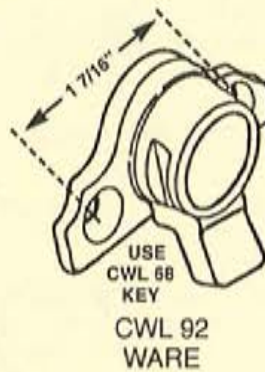
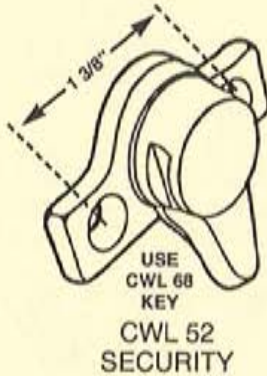
CUSTODIAL LOCKS

OPERATED BY KEY HANDLE
MANY TYPES AVAILABLE TO REPLACE STANDARD HANDLES

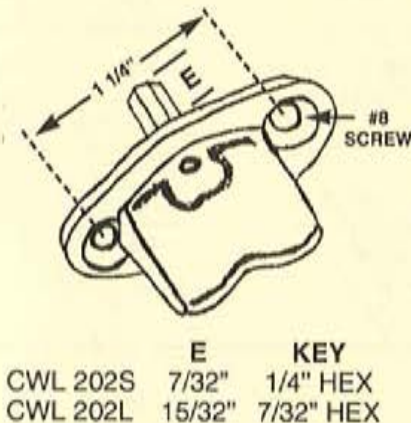


PROJECT OUT

PART #	A	B	C
CWL 52	1 3/8"	9/32"	1 3/32"
CWL 92	1 3/8"	5/16"	11/16"
CWL 124	1 3/8"	5/16"	11/16"
CWL 219	1 7/16"	5/16"	3/4"



ANGLE BASE



IF IN DOUBT ON ANY PART -- SEND SAMPLE FOR IDENTIFICATION.
 WE ARE CONSTANTLY ADDING ADDITIONAL ITEMS TO SERVE YOU BETTER.



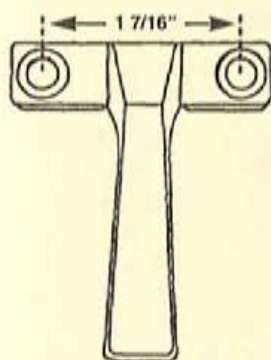
REPLACEMENT HARDWARE Mfg., Inc.

500 West 84th Street ♦ Hialeah ♦ Florida 33014 ♦ USA
 305-558-5051 ♦ Fax: 305-557-5239 ♦ Toll Free: 1-800-780-5051
 e-mail: info@rhmf.com ♦ website: www.rhmf.com

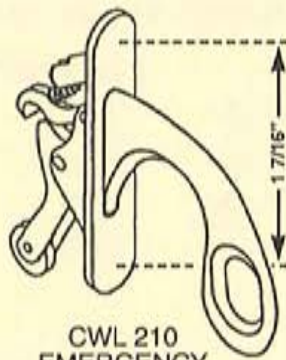
4B9
SECTION B
 NEW 11/99

CUSTODIAL LOCKS

SPECIAL LATCHES



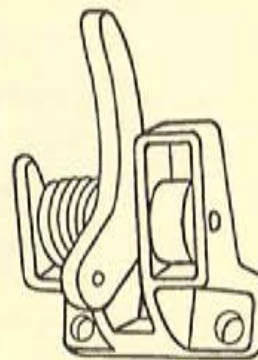
CWL 211



CWL 210
EMERGENCY
LATCH

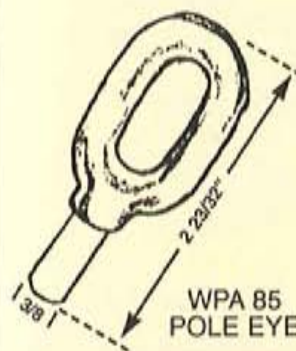


CWL 217
EXPLOSION
LATCH

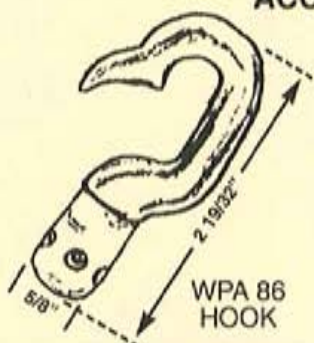


CWL 119
EXPLOSION LATCH

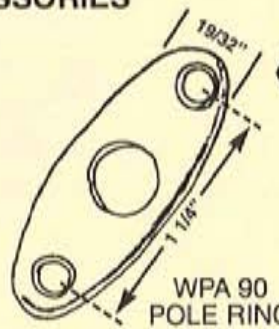
ACCESSORIES



WPA 85
POLE EYE



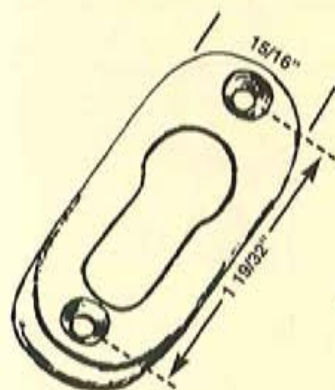
WPA 86
HOOK



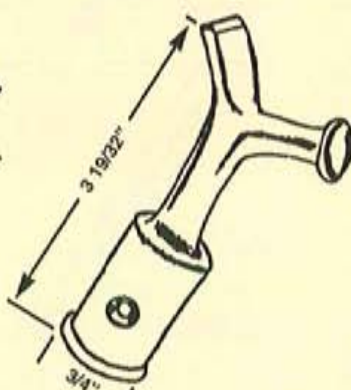
WPA 90
POLE RING



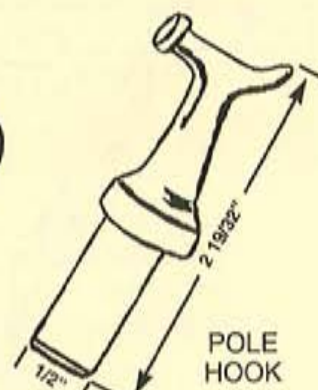
WPA 98
POLE RING



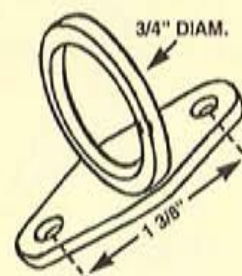
WPA 92
POLE HANGER



WPA 91
POLE HOOK

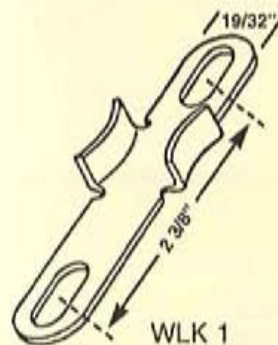


WPA 97 - CAST ALUM.
WPA 97WB
WHITE BRONZE ALLOY

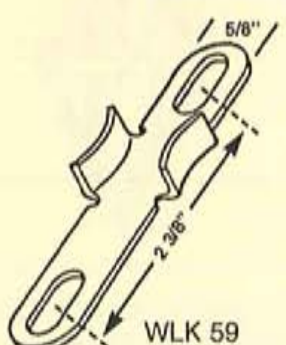


WPA 22
POLE RING

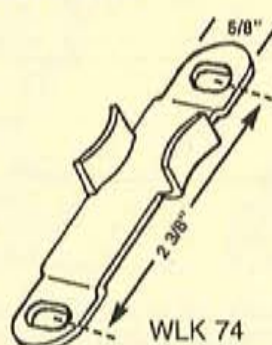
CASEMENT KEEPERS



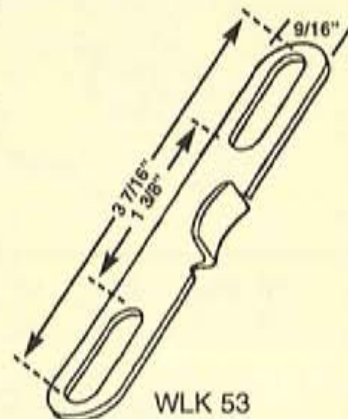
WLK 1



WLK 59



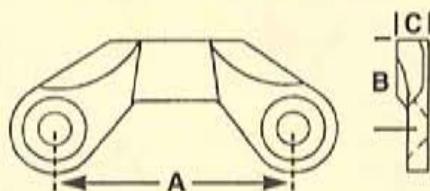
WLK 74



WLK 53

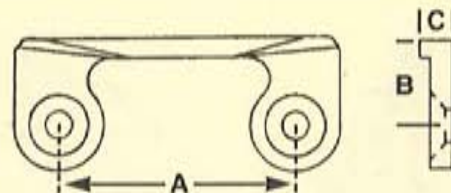


KEEPERS

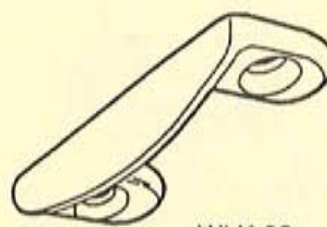


TYPE 1

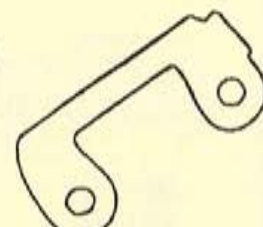
PART #	A	B	C
WLK 9	1 3/8"	3/8"	5/32"
WLK 10	1 3/8"	3/8"	1/8"
WLK 11	1 3/8"	3/8"	3/16"
WLK 16	1 3/8"	13/32"	1/4"
WLK 21	1 3/8"	1/2"	3/16"
WLK 22	1 3/8"	1/2"	1/8"
WLK 23	1 3/8"	13/32"	5/16"
WLK 25	1 7/16"	3/8"	5/16"
WLK 67	1 7/16"	1/2"	21/64"
WLK 84	1 7/16"	1/2"	9/64"
WLK 89	1 7/16"	5/16"	3/16"
WLK 92	1 3/8"	1/2"	5/32"



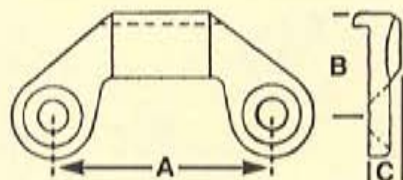
PART #	A	B	C
WLK 15	1 3/8"	1/4"	7/16"
WLK 28	1 3/8"	3/8"	7/16"
WLK 45	1 3/8"	3/8"	7/16"
WLK 54	1 3/8"	1/4"	7/16"
WLK 58	1 3/8"	5/8"	1/8"
WLK 95	1 3/8"	1/2"	7/16"
WLK 101	1 3/8"	17/64"	3/4"



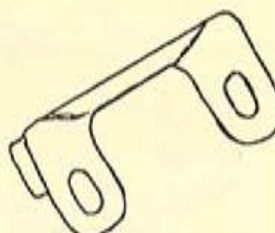
WLK 28
CONCEALED
STRIKE



WLK 54
KEEPER



WLK 18 A B C
1 3/8" 39/64" 5/32"

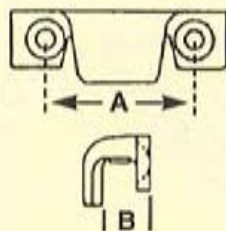


WLK 58
KEEPER

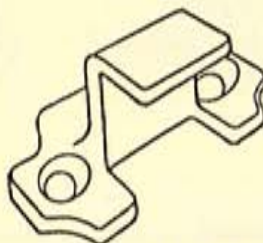


WLK 101
LUDMAN

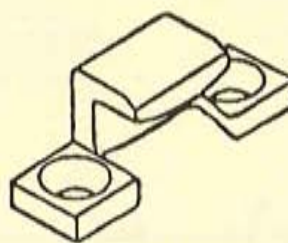
HOOK TYPE KEEPERS



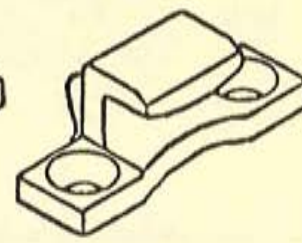
	A	B
WLK 17	1 3/8"	9/16"
WLK 76	1 3/8"	5/8"
WLK 82	1 3/8"	5/8"
WLK 63	1 7/16"	3/4"
WLK 64	1 7/16"	5/8"



WLK 17
WARE



WLK 63



WLK 64



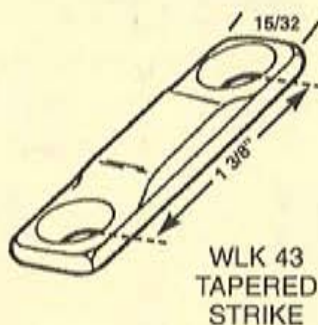
REPLACEMENT HARDWARE Mfg., Inc.

500 West 84th Street ♦ Hialeah ♦ Florida 33014 ♦ USA
305-558-5051 ♦ Fax: 305-557-5239 ♦ Toll Free: 1-800-780-5051
e-mail: info@rhmf.com ♦ website: www.rhmf.com

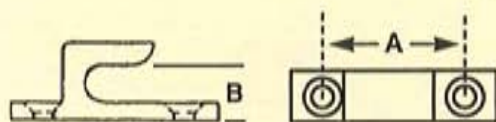
4C1
SECTION C
NEW 11/99

KEEPERS

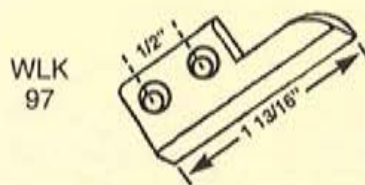
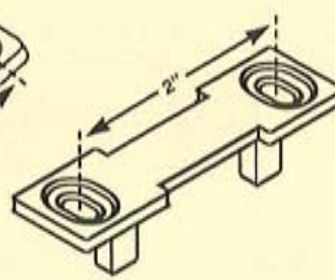
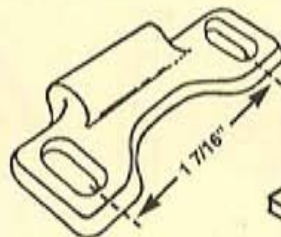
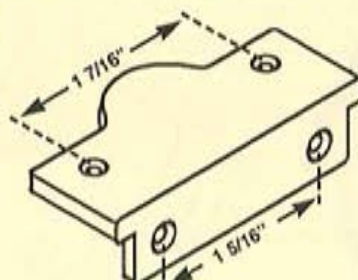
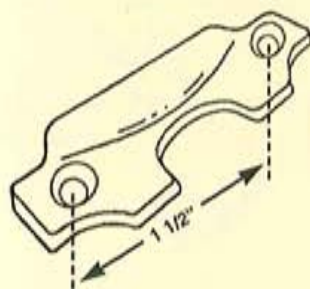
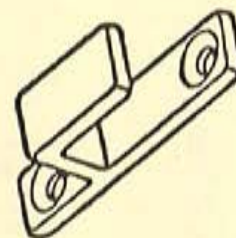
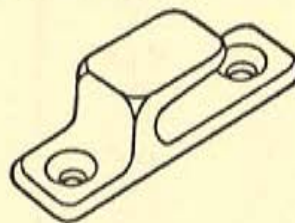
KEEPERS



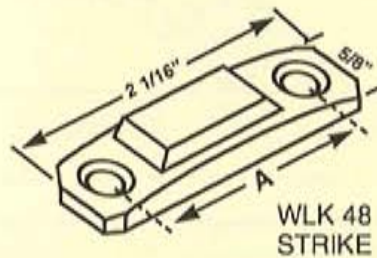

HOOK KEEPERS



WLK 35	A	B
WLK 44	1 3/8"	5/8"
WLK 99	1 3/8"	11/16"
	1 7/16"	1/2"

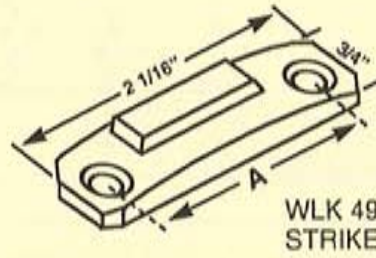


IF IN DOUBT
ON ANY PART
SEND SAMPLE FOR
IDENTIFICATION



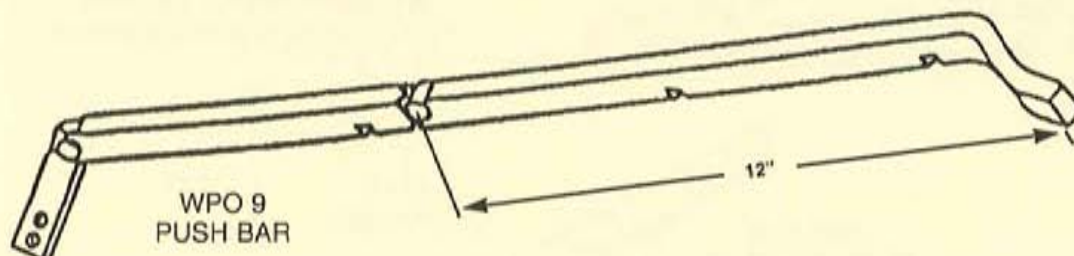
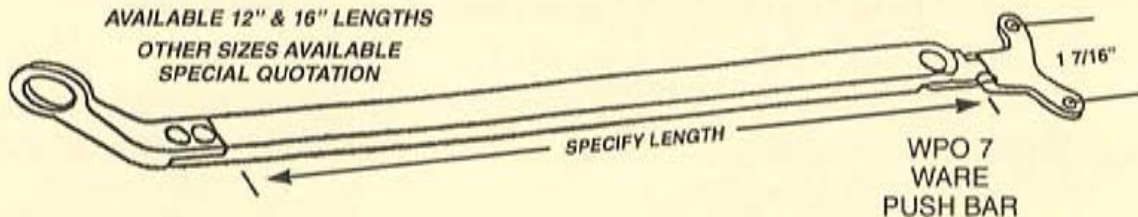
WLK 48	INLINE	A
WLK 49	OFFSET	1 1/2"
WLK 50	INLINE	1 1/2"
WLK 51	OFFSET	1 3/8"
		1 3/8"

Supplied with 7/32" (A) Insert
Others Available

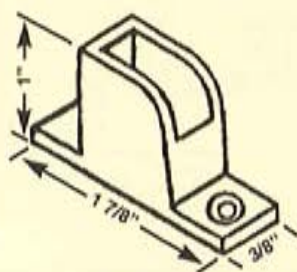
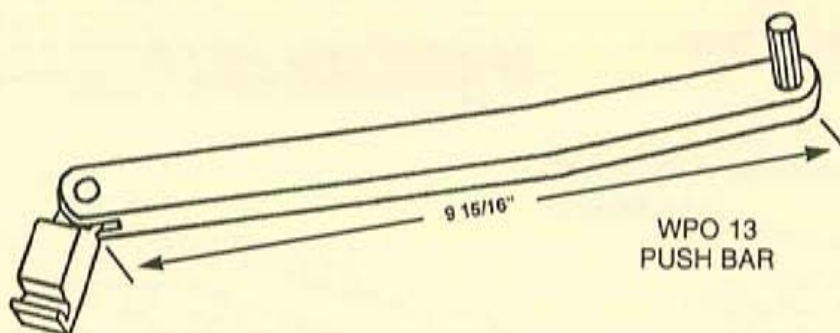



PUSH BARS & ACCESSORIES

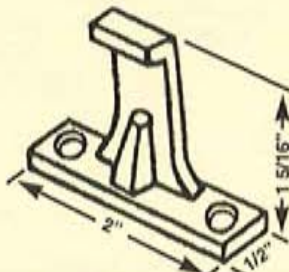
AVAILABLE 12" & 16" LENGTHS
OTHER SIZES AVAILABLE
SPECIAL QUOTATION



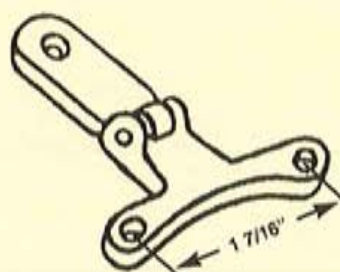
**WE'RE
#1
IN
SERVICE**



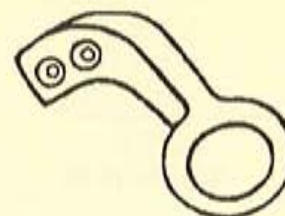
WPA 140
KEEPER



WPA 141
HOLDER



WPA 142
LINK



WPA 143
HANDLE

IF IN DOUBT ON ANY PART -- SEND SAMPLE FOR IDENTIFICATION
WE ARE CONSTANTLY ADDING ADDITIONAL ITEMS TO SERVE YOU BETTER

**#1
IN
SERVICE**



REPLACEMENT HARDWARE Mfg., Inc.

500 West 84th Street ♦ Hialeah ♦ Florida 33014 ♦ USA
305-558-5051 ♦ Fax: 305-557-5239 ♦ Toll Free: 1-800-780-5051
www.rhmfg.com ♦ www.replacement-hardware.com

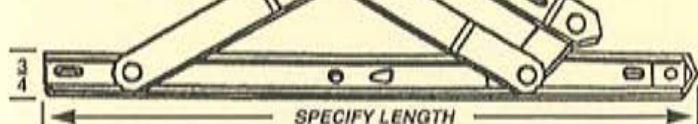
4D1
SECTION D
REV. 8/01

PUSH BARS & ACCESSORIES

**FOR ALUMINUM, STEEL, WOOD & VINYL WINDOWS
PROJECTED • CASEMENT • TRANSOM • HOPPER TYPE**

AVAILABLE
12", 14", 16", 20"
LENGTHS

PWO 3 SS
4-BAR HINGE



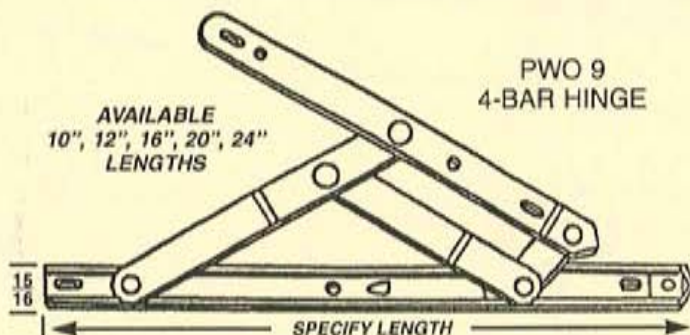
**HINGES, STOPS AND FRICTION
ADJUSTERS ARE AVAILABLE
IN MANY SIZES
AND CONFIGURATIONS**

**WE MUST HAVE A SAMPLE
FOR CORRECT IDENTIFICATION**



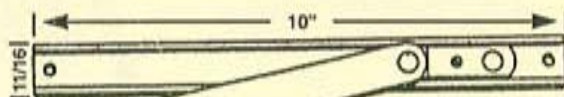
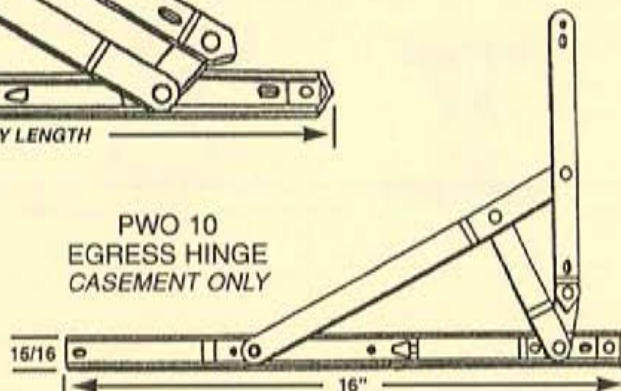
AVAILABLE
10", 12", 16", 20", 24"
LENGTHS

PWO 9
4-BAR HINGE

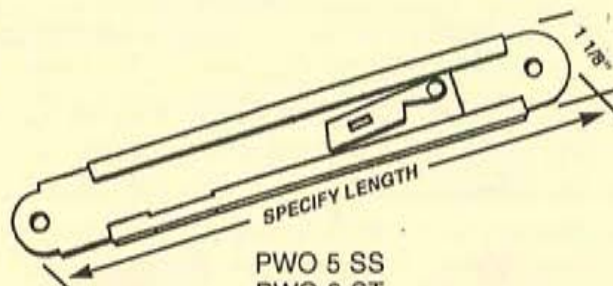


**#1
IN
SERVICE**

PWO 10
EGRESS HINGE
CASEMENT ONLY

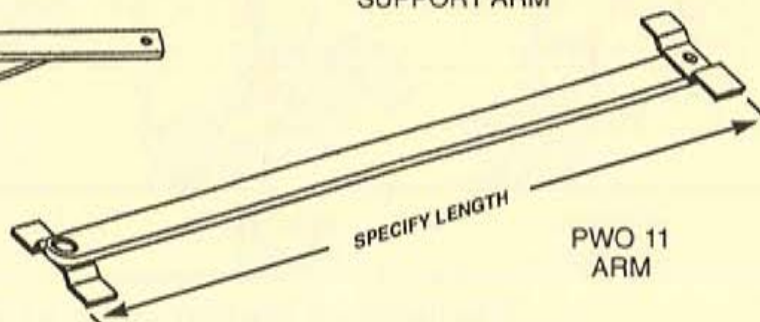
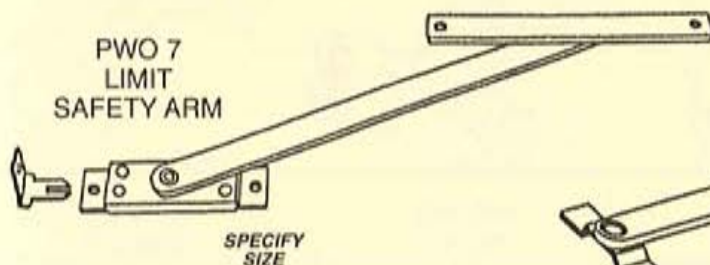


PWO 6
FRICTION ADJUSTER
(Hold Open)



PWO 5 SS
PWO 8 ST
SUPPORT ARM

PWO 7
LIMIT
SAFETY ARM



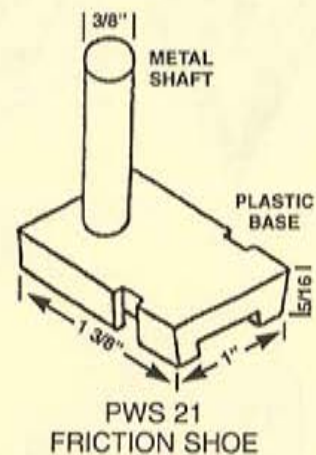
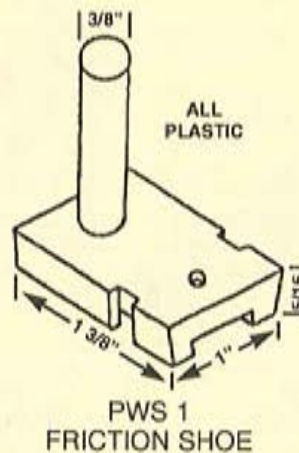

PWO 11
ARM

WE ARE CONSTANTLY ADDING ADDITIONAL ITEMS TO SERVE YOU BETTER

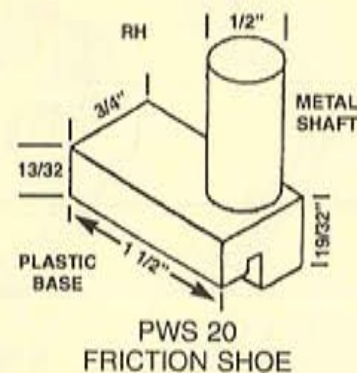
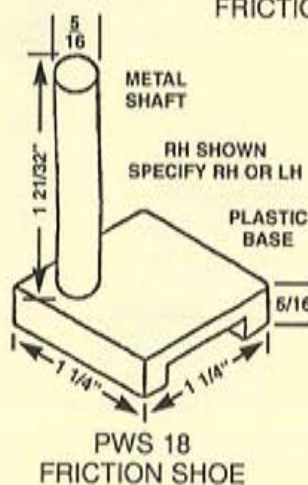
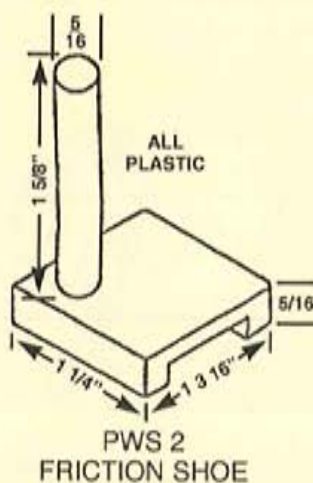
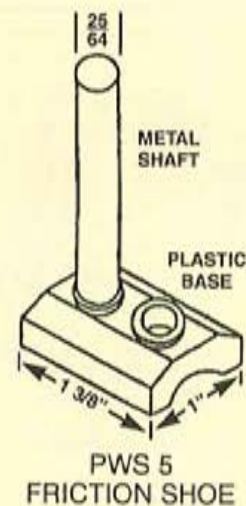
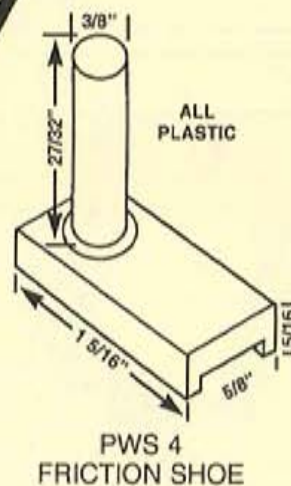
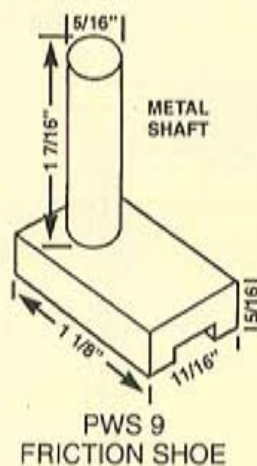
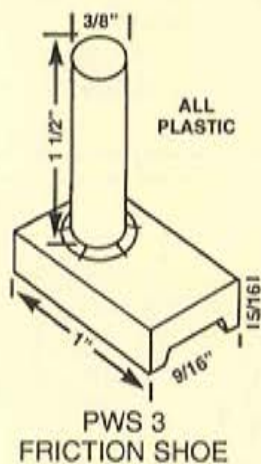
HINGES • STOPS • FRICTION ADJUSTERS



PRESSURE SHOES



IF IN DOUBT ON ANY PART
SEND SAMPLE
FOR IDENTIFICATION



PRESSURE SHOES

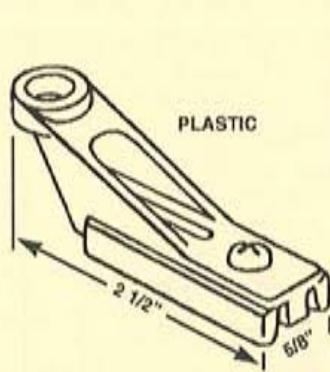


REPLACEMENT HARDWARE Mfg., Inc.

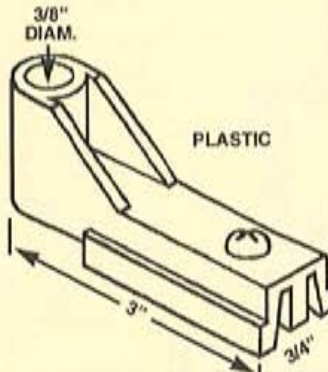
500 West 84th Street ♦ Hialeah ♦ Florida 33014 ♦ USA
305-558-5051 ♦ Fax: 305-557-5239 ♦ Toll Free: 1-800-780-5051
e-mail: info@rhmf.com ♦ website: www.rhmf.com

4D3
SECTION D
NEW 11/99

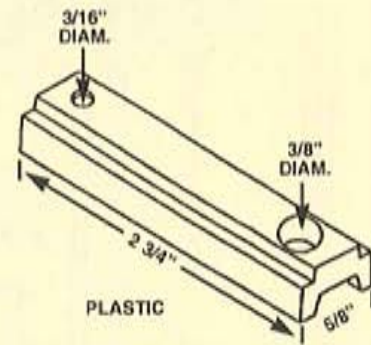
PROJECTION PIVOT HARDWARE



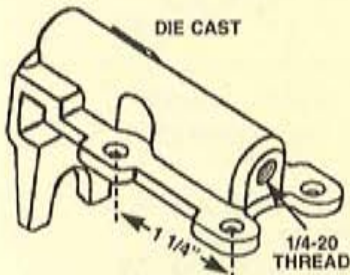
PWS 14
PIVOT SHOE



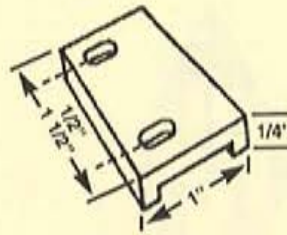
PWS 19
PIVOT SHOE



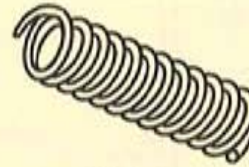
PWS 16



PWS 15



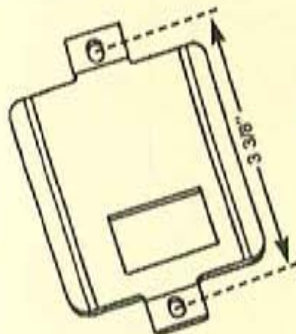
HWP 470
GUIDE



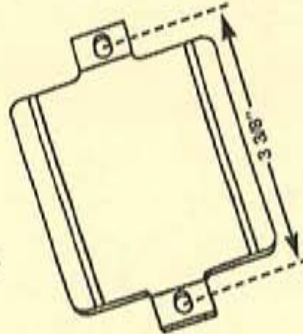
WPA 82
SPRING



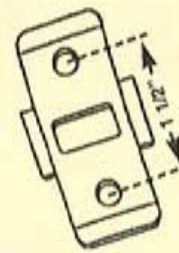
WPA 105
SPRING



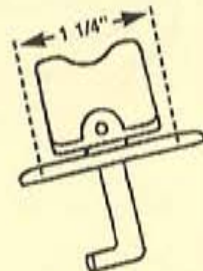
PWP 9



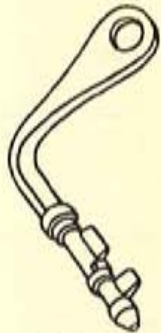
PWP 10



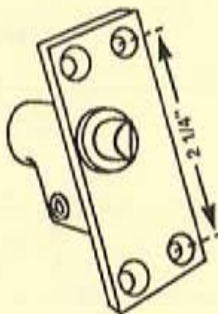
PWP 6



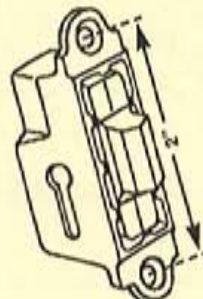
PWP 7



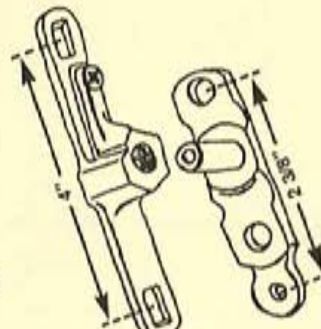
CWL 248
SECURITY KEY



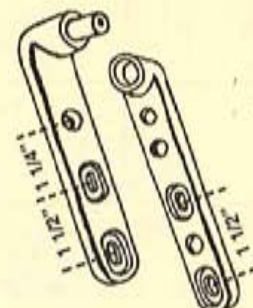
PWP 5



PWP 8



PWP 3

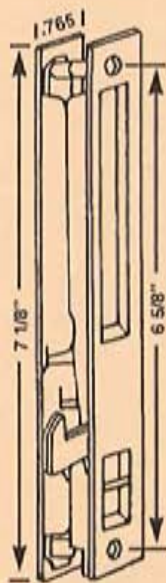


PWP 4



UNIVERSAL MORTISE-TYPE FLUSHMOUNT PATIO DOOR LOCKS

MOST POPULAR REPLACEMENT SETS USED BY MOST PATIO DOOR MANUFACTURERS



PDH 8
W/KEY

PDH 9
NO KEY

MORTISE



PDH 195
NO KEY

PDH 196
W/KEY

STANDARD
W/NITE
LOCK



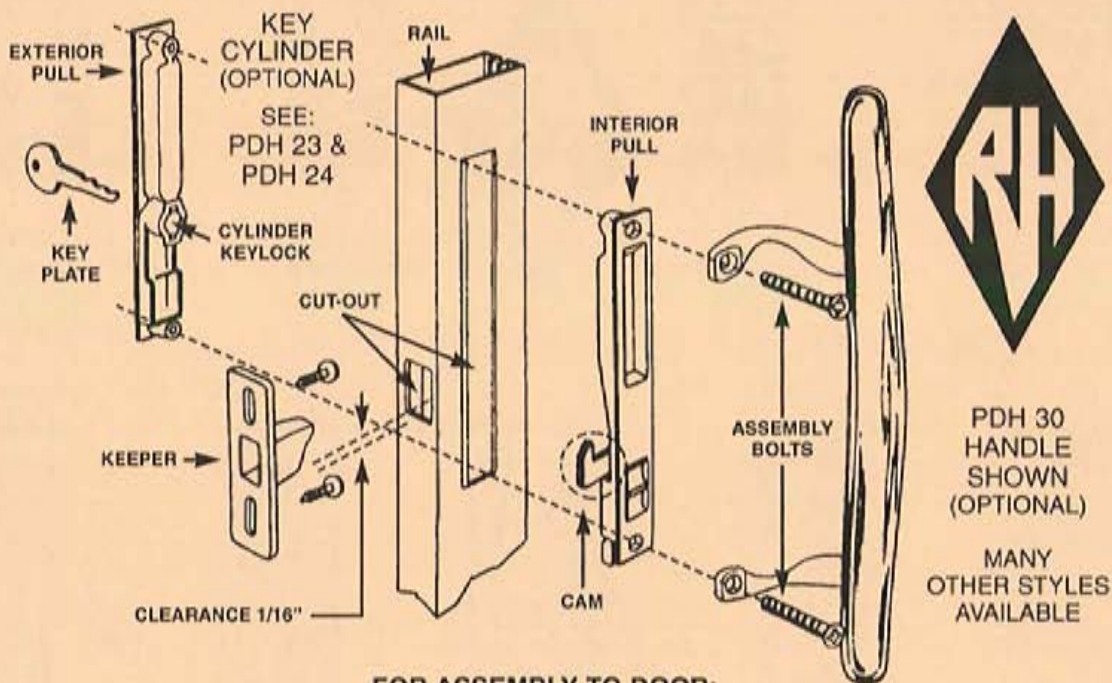
PDH 11
NO KEY

PDH 61
W/KEY

1400
SERIES
SECURITY
NIGHT
LATCH
W/ANTI
LIFT-OUT
DESIGN

SETS COMPLETE WITH KEEPER, ASSORTMENT OF CAMS & ASSEMBLY SCREWS.
AVAILABLE IN BLACK, WHITE OR CHROME.

TYPICAL FLUSHMOUNT PATIO DOOR ASSEMBLY



FOR ASSEMBLY TO DOOR:

1. Place interior pull in rail by rotating cam latch toward cut-out.
2. Place exterior pull in rail, then place handle pull on interior pull.
3. Secure entire assembly with two No. 10-32 machine screws.
4. Align keeper in jamb, allowing 1/16" clearance between bottom of keeper and cut-out.
5. Fasten securely with two sheet metal screws.



REPLACEMENT HARDWARE Mfg., Inc.

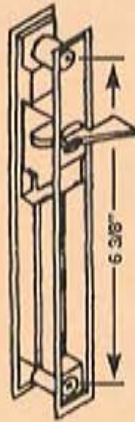
500 West 84 Street, Hialeah, FL 33014
(305) 558-5051 • FAX 305-557-5239 • NATIONAL 800-780-5051

5A1
SECTION A
REV. 4/99

PATIO DOOR LOCKS



PDH 13
DARYL PM II
FLUSHMOUNT
W/KEY



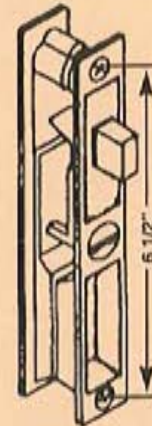
PDH 10
MILLER - W/KEY
PDH 41
NO KEY



1/4"
DIAM.
PDH 47
MILLER
LATCH
ONLY



PDH 16
DARYL PR300
W/KEY
PDH 82 - NO KEY



PDH 14
CROSSLY/AIRE-LOCK
W/KEY
PDH 44 - NO KEY



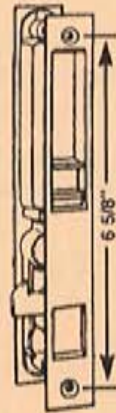
PDH 12
PATIO DOOR
LOCK

WHITE



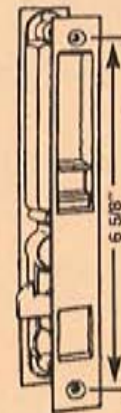
PDH 137
LOCK W/NITE
LATCH

CHROME
BLACK



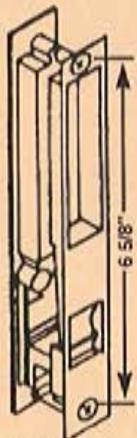
PDH 47
AMEROCK
LOCK

CHROME
BLACK



PDH 96
W/PDH 23 KEY CYL.
PDH 97
W/PDH 24 KEY CYL.

BLACK

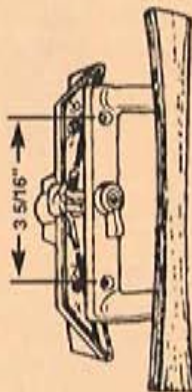


PDH 32
AIR CONTROL
NO KEY

P
CAM



PDH 49
LUMIDOR



PDH 48 - NO KEY
PDH 7 - W/KEY
SURFACE MOUNT



PDH 56 - NO KEY
PDH 33 - W/KEY
LAWSON

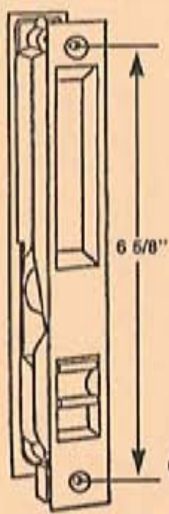
CHROME
BLACK



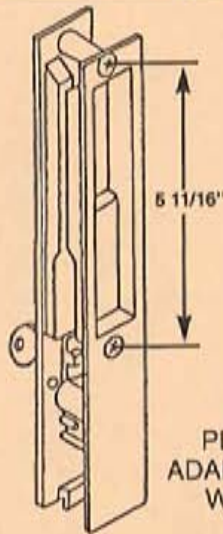
PDH 67 - NO KEY
PDH 68 - W/KEY
PAN AM



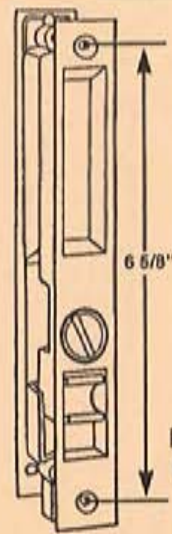
PATIO DOOR LOCKS



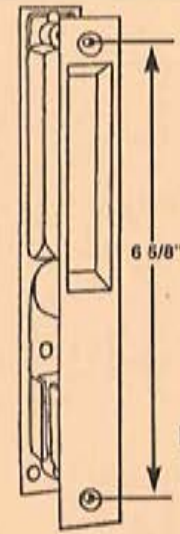
PDH 81
CROSSLY
Z CAM



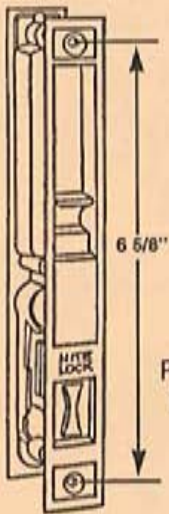
PDH 91
ADAMS RITE
W/KEY



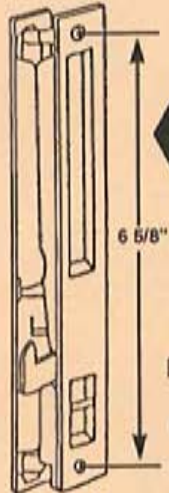
PDH 98
P CAM



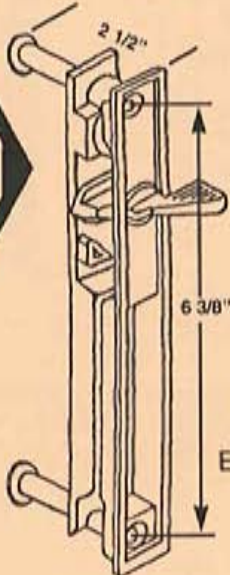
PDH 113
DUMMY



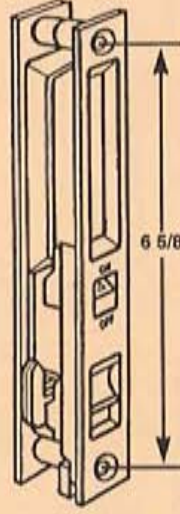
PDH 124
BLACK



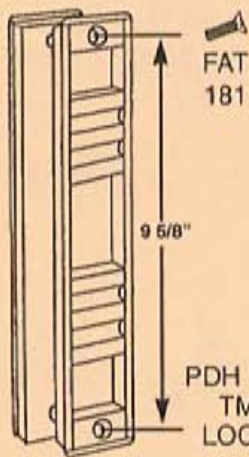
PDH 144
YALE
OGRON
X CAM



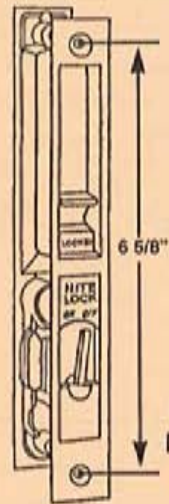
PDH 138
MILLER
EXECUTIVE



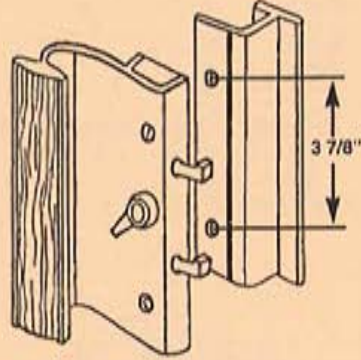
PDH 106
MORTISE
W/NITE
LOCK



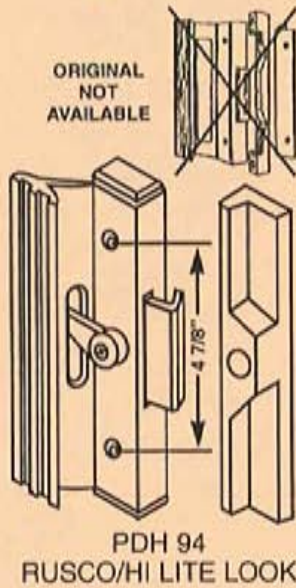
PDH 110
TM
LOCK



PDH 137
MORTISE
W/NITE
LOCK



PDH 88
ADOR/Hi LITE
OLD LOOK



PDH 94
RUSCO/Hi LITE LOCK

ORIGINAL
NOT
AVAILABLE

IF IN DOUBT ON ANY PART -- SEND SAMPLE FOR IDENTIFICATION.
WE ARE CONSTANTLY ADDING ADDITIONAL ITEMS TO SERVE YOU BETTER.



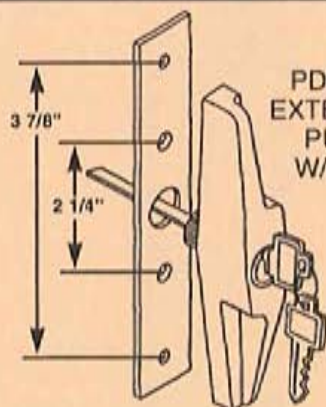
REPLACEMENT HARDWARE Mfg., Inc.

500 West 84 Street, Hialeah, FL 33014

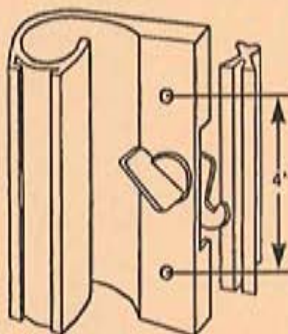
(305) 558-5051 • FAX 305-557-5239 • NATIONAL 800-780-5051

5A3
SECTION A
REV. 9/96

PATIO DOOR LOCKS & HANDLES



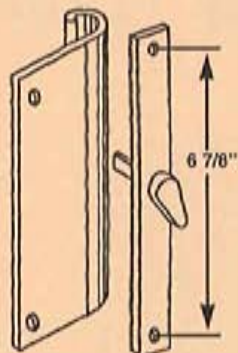
PDH 73
EXTERIOR
PULL
W/KEY



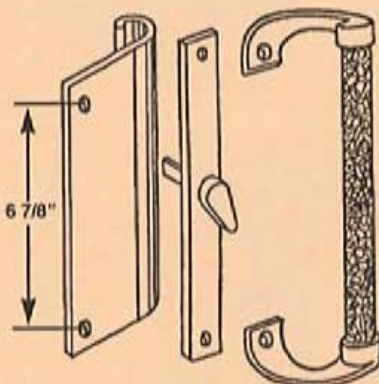
PDH 57
PREMIER
LOCK



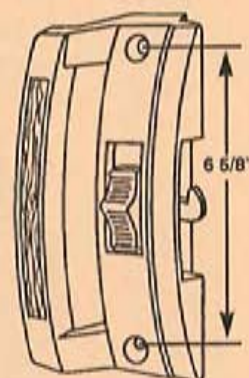
PDH 59
HORIZON
REPL.
LOCK



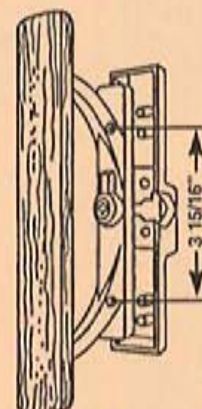
PDH 102
SURFACE MOUNT



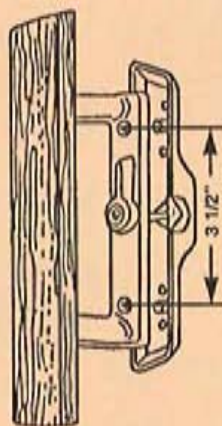
PDH 103
SURFACE MOUNT



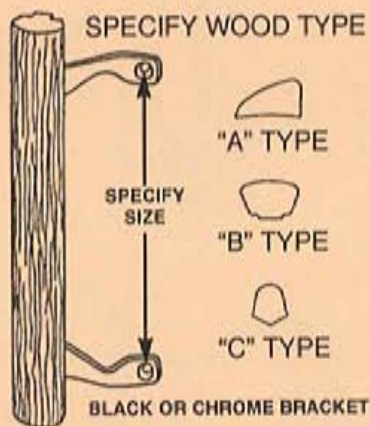
PDH 118
SURFACE MOUNT
NORANDEX



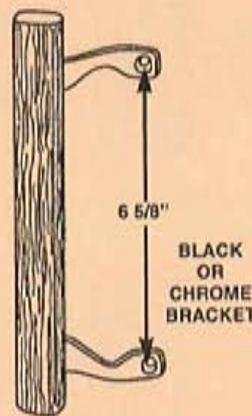
PDH 87
SURFACE MOUNT



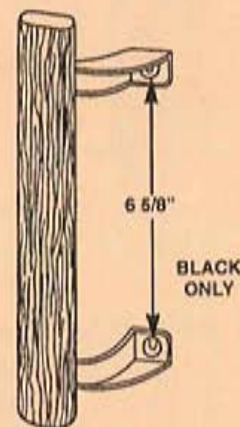
PDH 85
ACORN



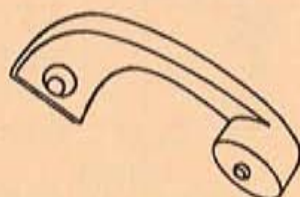
PDH 140
WOOD HANDLE



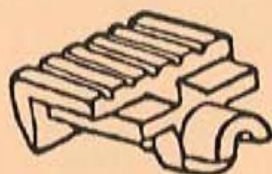
PDH 142
A WOOD HANDLE



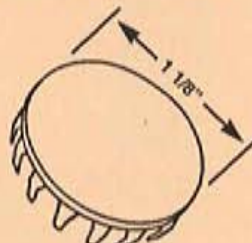
PDH 143
1-PIECE BRACKET



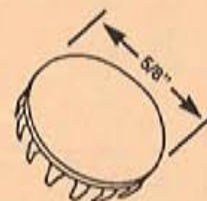
PDH 135
BRACKETS



PDH 120
CROFT END CAP



PDH 133
PLUG




PDH 134
PLUG

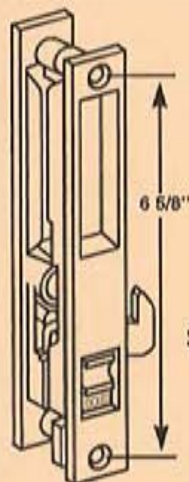
IF IN DOUBT ON ANY PART -- SEND SAMPLE FOR IDENTIFICATION.



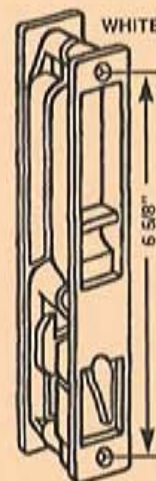
PATIO DOOR LOCKS & HANDLES



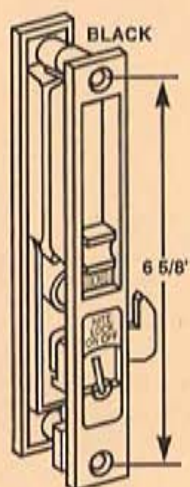
PDH 33
STANDARD
"C" CAM
W/KEY
CYLINDER



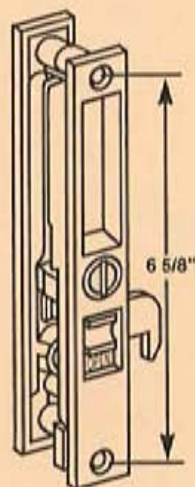
PDH 34
STANDARD
"C" CAM



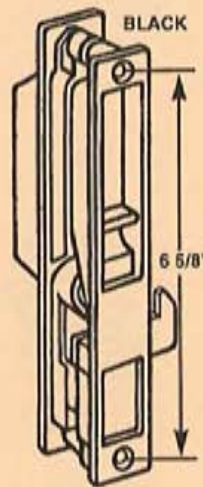
PDH 12
PATIO
DOOR
LOCK



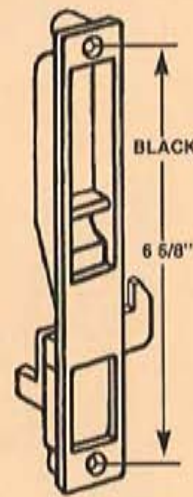
PDH 192
LOCK/W
NITE LOCK
1 1/8" DOOR



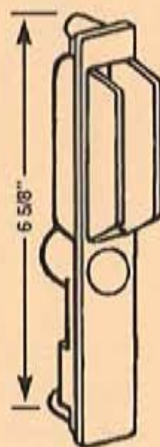
PDH 84
KELLER LOCK



PDH 187
HOWARD SET



PDH 189
HOWARD IND
INTERIOR
"P" CAM



PDH 186
EXTERIOR
PULL/W
EXTENDER



BLACK
PLASTIC

PDH 136
LOCK
SPACER



PDH 193
EXTERIOR
PULL

IF IN DOUBT ON ANY PART -- SEND SAMPLE FOR IDENTIFICATION.



REPLACEMENT HARDWARE Mfg., Inc.

500 West 84 Street, Hialeah, FL 33014

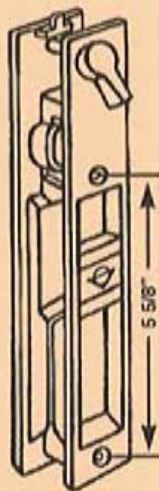
(305) 558-5051 • FAX 305-557-5239 • NATIONAL 800-780-5051

5A5
SECTION A
NEW 7/97

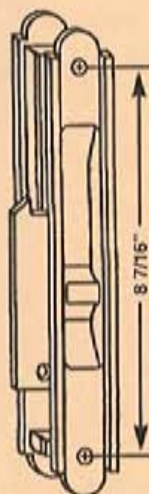
PATIO DOOR LOCKS & HANDLES



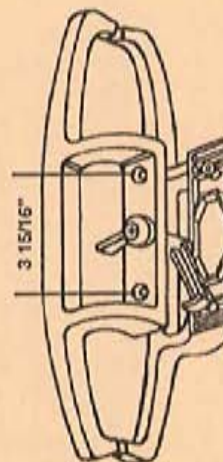
PDH 148
COMMERCIAL
LOCK



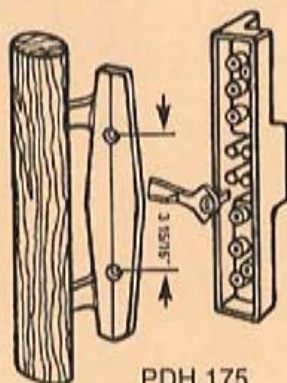
PDH 185
ADAMS RITE
W/LEVER



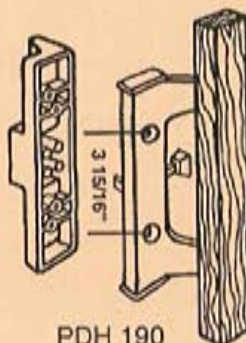
PDH 159
ABC
OLD



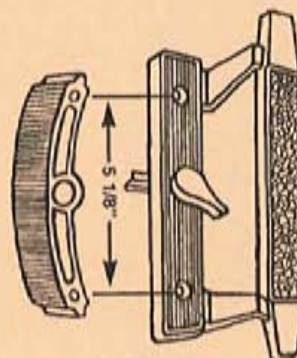
PDH 182
TUCKER
PATIO DOOR
LOCK NO KEY




PDH 175
HANDLE
SET



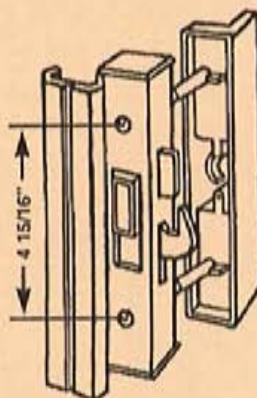
PDH 190
SURFACE
MOUNT SET



PDH 174
HANDLE
SET



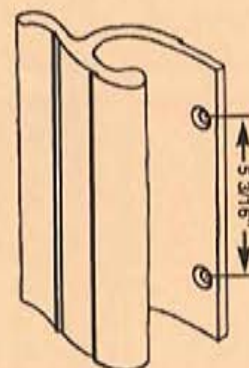
PDH 60
FULLVIEW
INSIDE/OUTSIDE HANDLE



PDH 177
PEACHTREE
CITATION



PDH 166
W & F DUMMY
HANDLE

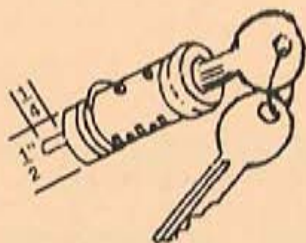


PDH 147
EXTRUDED PULL
3" MOUNTING

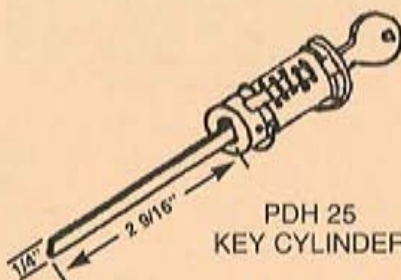
IF IN DOUBT ON ANY PART -- SEND SAMPLE FOR IDENTIFICATION.
WE ARE CONSTANTLY ADDING ADDITIONAL ITEMS TO SERVE YOU BETTER.




KEY CYLINDERS



KEY CYLINDER
PDH 23 1" DOOR
PDH 24 1 1/8" DOOR
PDH 128 1 1/4" DOOR



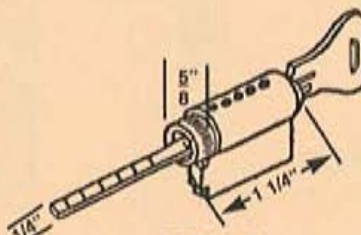
PDH 25
KEY CYLINDER



PDH 93
KEY CYLINDER



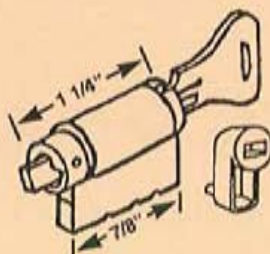
PDH 29
CROSSLY
KEY CYLINDER



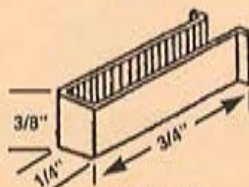
PDH 109
KEY CYLINDER



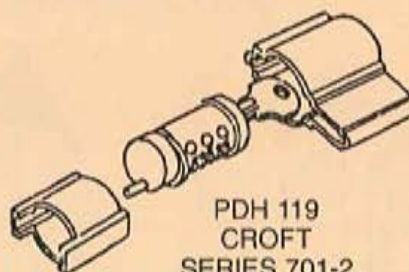
PDH 122
BRIGG/STRATON
KEY CYLINDER



PDH 141
KEY CYLINDER
DIE CAST LOCK
ACTIVATOR



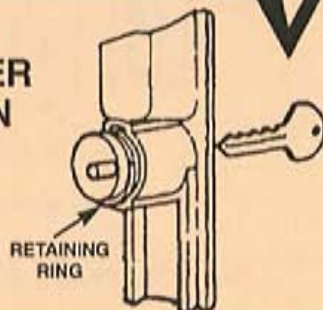
PDH 139
CLIP



PDH 119
CROFT
SERIES 701-2
KEY CYLINDER



LOCK CYLINDER INSTALLATION (OPTIONAL)



1. Remove knockout plug (if there is one) in outside pull.
2. Turn keyplug into opening in face of outside pull, so that the retaining ring is depressed and the keyplug slips in.
3. Be certain the retaining ring expands in back to permanently fix the keyplug in the pull, and turn freely.
4. Be certain key teeth point up before placing outside pull in rail. (See No. 2 above.)

IF IN DOUBT ON ANY PART -- SEND SAMPLE FOR IDENTIFICATION.
WE ARE CONSTANTLY ADDING ADDITIONAL ITEMS TO SERVE YOU BETTER.



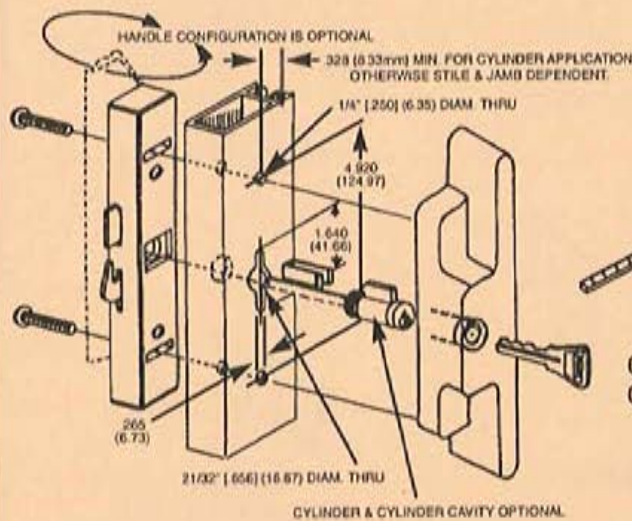
REPLACEMENT HARDWARE Mfg., Inc.

500 West 84 Street, Hialeah, FL 33014
(305) 558-5051 • FAX 305-557-5239 • NATIONAL 800-780-5051

5A7
SECTION A
NEW 7/97

SURFACE-MOUNTED HANDLE AND LOCK SETS

TYPICAL DIMENSIONS



TYPICAL INSTALLATION INSTRUCTIONS

PDH 109
KEY
CYLINDER
OPTIONAL

KEEPER
OPTIONAL

SLIDING GLASS DOOR HANDLES Universal Door Handle and Lock



Replacement handle for all inside and outside glass doors.

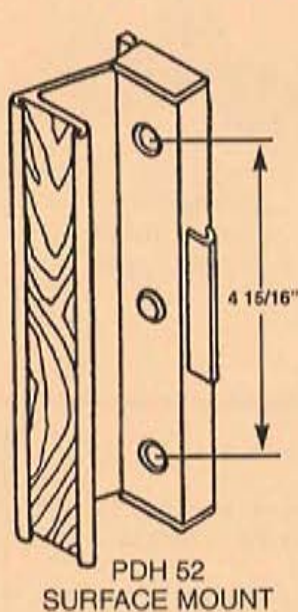
Complete with all parts for any normal installation.

See easy-to-follow instructions.

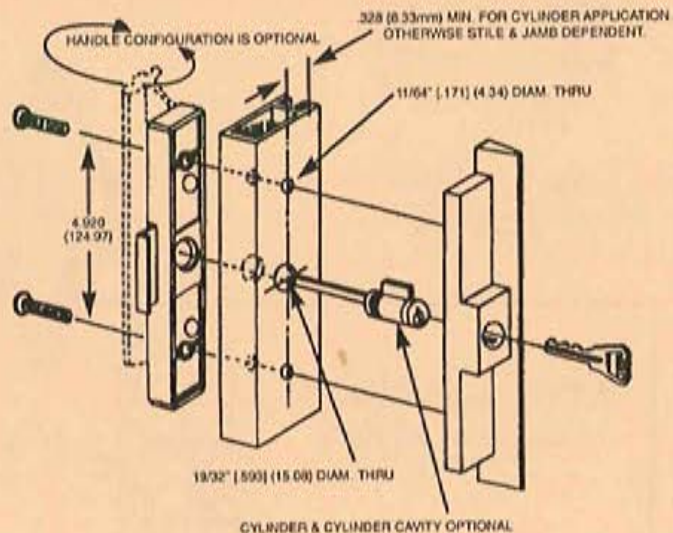
Security features a fixed Anti-lift key, which projects from lock base and engages a second slot in keeper. This assures alignment of lock bolt into keeper and when locked, prevents unauthorized entry by outside manipulation of sliding panel to disengage lock hook.

PDH 2
SURFACE MOUNT

MANY INSIDE HANDLE DESIGNS AND FINISHES AVAILABLE



PDH 109
KEY CYLINDER
OPTIONAL



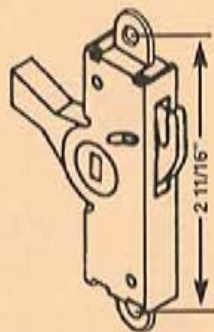
TYPICAL INSTALLATION INSTRUCTIONS

A "clam" hook engages with an extruded fin on the jamb, which eliminates a keeper and concern for alignment. This also prevents unauthorized entry by outside manipulation of sliding panel, as lock rides up and down jamb fin with panel movement.

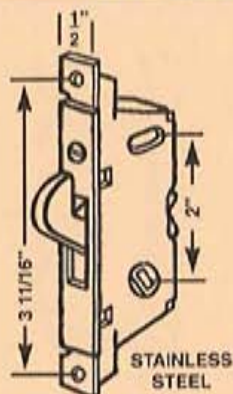
IF IN DOUBT ON ANY PART -- SEND SAMPLE FOR IDENTIFICATION.
WE ARE CONSTANTLY ADDING ADDITIONAL ITEMS TO SERVE YOU BETTER.



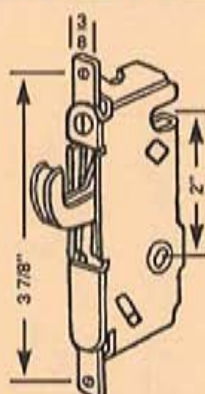
MORTISE LOCKS & LATCHES



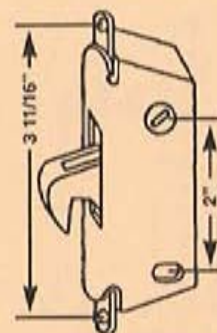
PDH 26
ADAMS RITE
LEVER LATCH



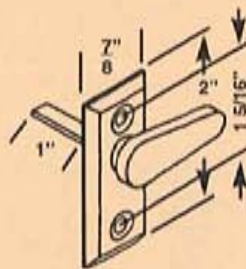
PDH 188
ADAMS RITE
INTERNAL LOCK



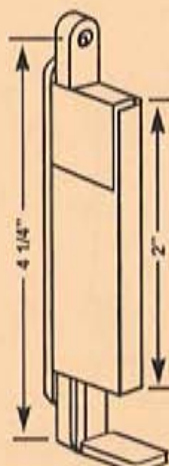
PDH 153
MORTISE
LATCH



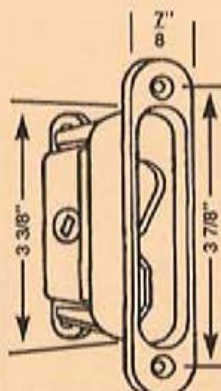
PDH 21 45°
PDH 22 90°
MORTISE LOCK



PDH 51
THUMB TURN FOR
MORTISE LOCK



PDH 151
CARCO
LOCK
INSERT



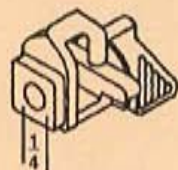
PDH 183
MORTISE
LOCK



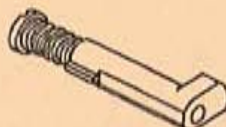
PDH 178
MORTISE
LOCK
W/FACE
PLATE



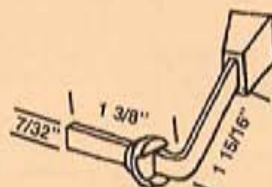
PDH 54
FLIP LATCH
INSIDE
ONLY USED
BY ADOR &
OTHERS



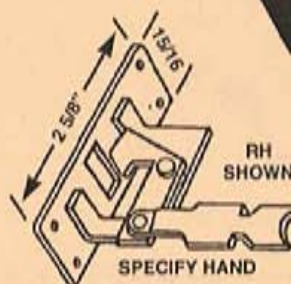
PDH 42
MILLER LATCH



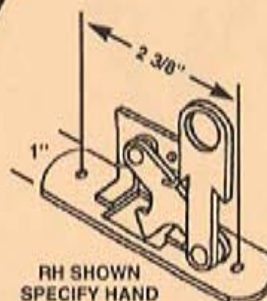
PDH 58
FLIP LATCH



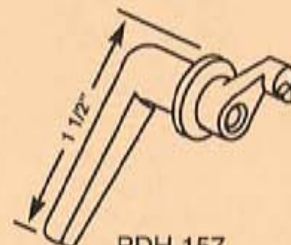
PDH 184
LEVER LONG



PDH 146
LOCK INSERT



PDH 145
DARYL INSERT



PDH 157
DARYL
THUMB LATCH



PDH 74
FULLVIEW
REPLACEMENT
HOOK



IF IN DOUBT ON ANY PART -- SEND SAMPLE FOR IDENTIFICATION.
WE ARE CONSTANTLY ADDING ADDITIONAL ITEMS TO SERVE YOU BETTER.

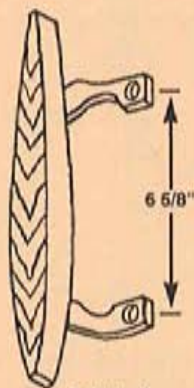


REPLACEMENT HARDWARE Mfg., Inc.

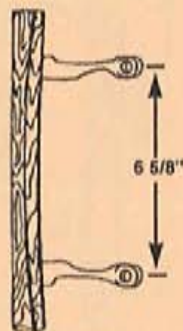
500 West 84 Street, Hialeah, FL 33014
(305) 558-5051 • FAX 305-557-5239 • NATIONAL 800-780-5051

5A9
SECTION A
NEW 7/97

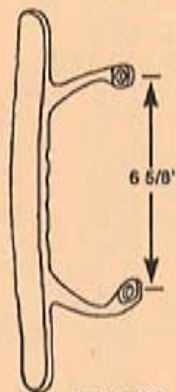
PATIO DOOR HANDLES



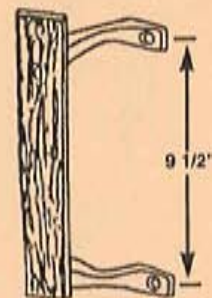
PDH 4
"C" CANOE
HANDLE



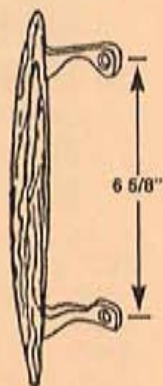
PDH 5
BOW TIE
WOOD



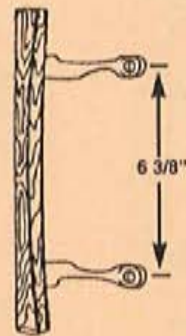
PDH 30
SCULPTURED
CHROME



PDH 99
TM
HANDLE



PDH 95
TEAKWOOD
HANDLE



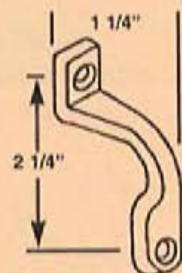
PDH 17
MILLER



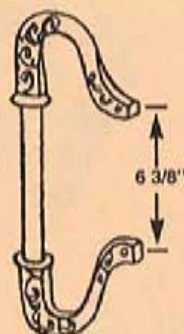
PDH 50
CROSSLY



PDH 101
REPLACEMENT
HANDLE



PDH 40
BRACKETS
FOR WOOD
HANDLES
BLACK/
CHROME



PDH 70 SILVER
PDH 71 WHITE
PDH 72 GOLD
MILLER MEDITERRANEAN
STYLE LEXAN HANDLE

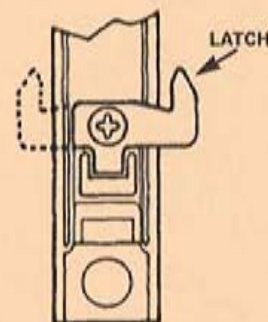
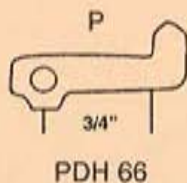
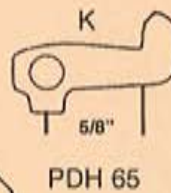
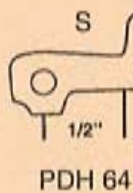
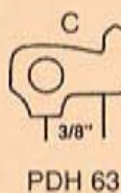


PDH 135
BRACKETS

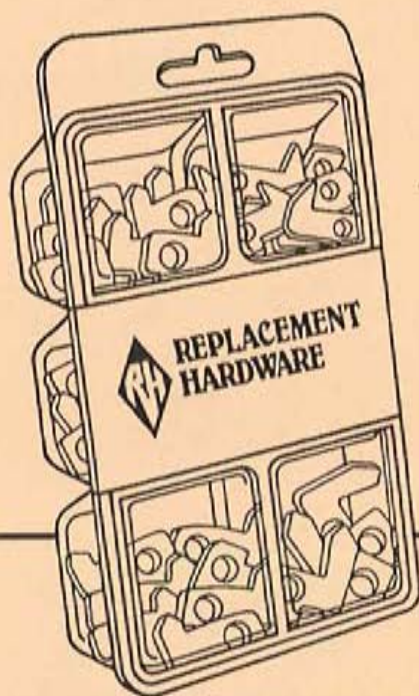
IF IN DOUBT ON ANY PART -- SEND SAMPLE FOR IDENTIFICATION.
WE ARE CONSTANTLY ADDING ADDITIONAL ITEMS TO SERVE YOU BETTER.



PATIO DOOR CAMS & FASTENERS



To Reverse the "HAND" of the Latch, Remove Cam Screw, Flip Latch 180° and Replace Screw.



CPDH 501
CAM ASSORTMENT

NEW CONVENIENT VARIETY PAK

HAVE THAT SPECIAL CAM
RIGHT AT YOUR FINGERTIPS!

**PLEASE SEE OUR OTHER
VARIETY PAKS**

*SECTION B - PINK PAGES


IF IN DOUBT
ON ANY
PART -- SEND
SAMPLE FOR
IDENTIFICATION.



PATIO DOOR LOCK FASTENERS



FAS 27 10-32 BINDER POST

USE  WITH

FAT 181	10-32 x 3/4"
FAS 107S	10-32 x 7/8"
FAS 107	10-32 x 1"
FAS 107L	10-32 x 1 1/8"
FAT 168	10-32 x 1 1/4"
FAT 180	10-32 x 1 1/2"
FAT 182	10-32 x 2"
FAS 106	10-32 x 2 1/2"
FAT 171	10-32 x 3"

WE ARE CONSTANTLY ADDING ADDITIONAL ITEMS TO SERVE YOU BETTER.



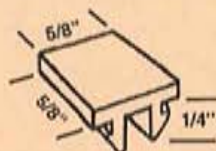
REPLACEMENT HARDWARE Mfg. Inc.

500 West 84 Street, Hialeah, FL 33014

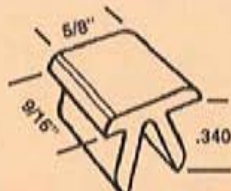
(305) 558-5051 • FAX 305-557-5239 • NATIONAL 800-780-5051

5A11
SECTION A
NEW 7/97

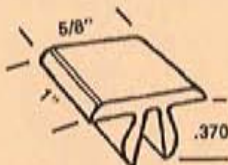
PATIO DOOR GUIDES



PDG 72
ACORN
SCREEN GUIDE



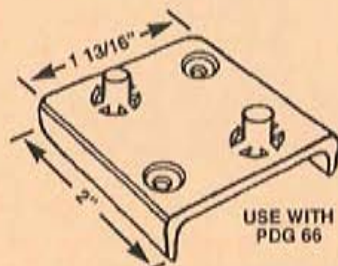
PDG 74
HEAD
SPACER



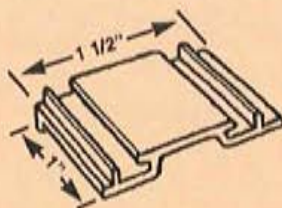
PDG 76
1" HEAD
SPACER



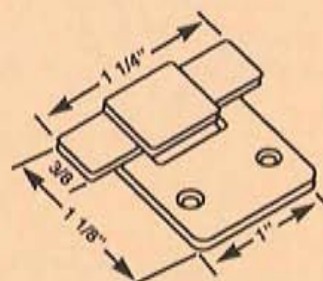
PDG 75
SCREEN
HEAD SPACER



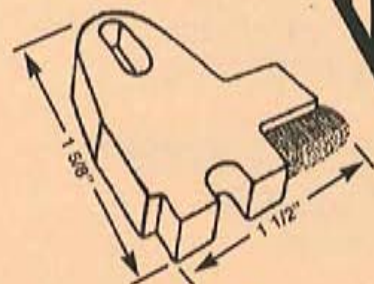
PDG 79
PEACHTREE
CARVEL GUIDE



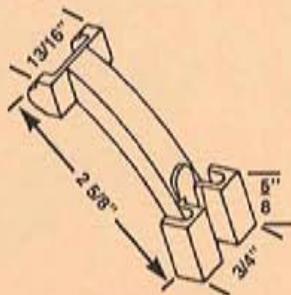
PDG 80
HAR CAR
TOP GUIDE



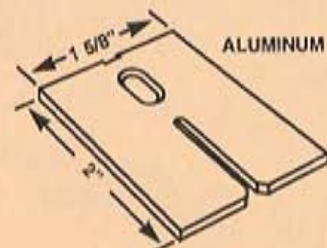
PDG 84
BELLEVUE DOOR GUIDE



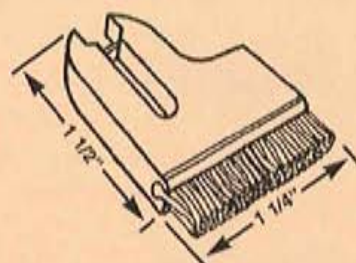
PDG 77
PATIO DOOR GUIDE



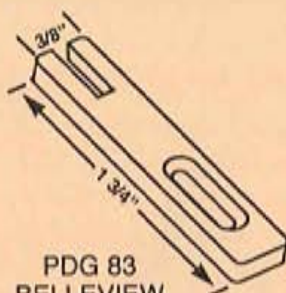
PDG 38
CROSSLY SCREEN



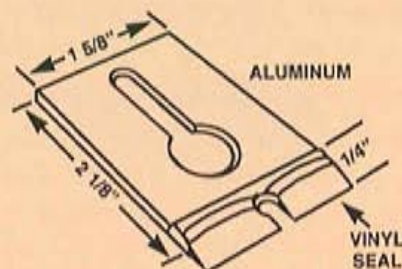
PDG 86
KELLER TOP GUIDE



PDG 78
PATIO DOOR
GUIDE



PDG 83
BELLEVUE
TOP HUNG
SCREEN DOOR GUIDE



PDG 85
KELLER
BOTTOM SWEEP



PDG 82
FIXED PANEL
SILL BLOCK

IF IN DOUBT
ON ANY
PART -- SEND
SAMPLE FOR
IDENTIFICATION.

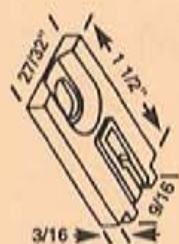


PDG 81
BINNINGS
GUIDE

WE ARE CONSTANTLY ADDING ADDITIONAL ITEMS TO SERVE YOU BETTER.



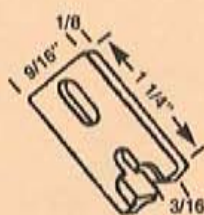
PATIO & SCREEN DOOR GUIDES



PDG 3
DARYL
TOP GUIDE



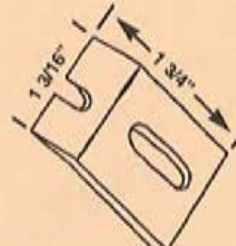
PDG 4
DARYL
BOTTOM GUIDE




PDG 11
SCREEN
GUIDE



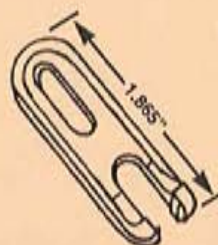
PDG 12
CROSSLY BOTTOM
SCREEN GUIDE



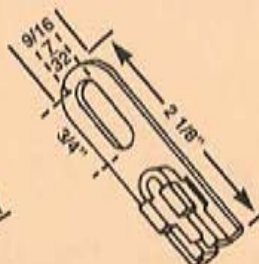
PDG 64
TRACK
WIPES



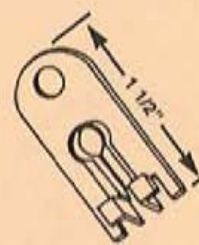
PDG 8
MILLER
GUIDE



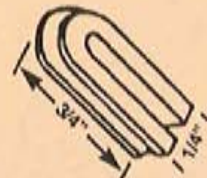
PDG 10
CROSSLY
GUIDE



PDG 13
CROSSLY
TOP GUIDE



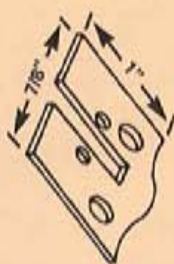
PDG 23
GUIDE



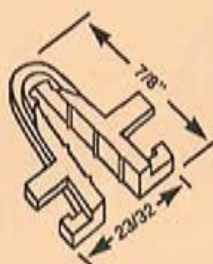
PDG 43
DARYL
SCREEN GUIDE



PDG 20
LAWSON/
CROWN
GUIDE



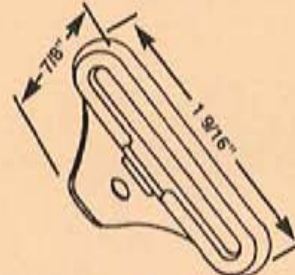
PDG 21
LAWSON/
CROWN
GUIDE



PDG 54
LOOK
2500 SERIES



PDG 50
KINCO
CROSSLY



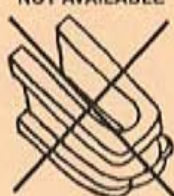
PDG 71
ANDERSON
TOP GUIDE

NOT AVAILABLE

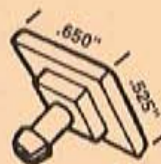


PDG 57
OLD AC
SCREEN GUIDE

NOT AVAILABLE



PDG 58
AC SCREEN
GUIDE



PDG 32
APOLLO
HEAD SPACER



PDG 39
LUMIDOR
GUIDE



PDG 29
LUMIDOR
GUIDE

IF IN DOUBT ON ANY PART -- SEND SAMPLE FOR IDENTIFICATION.
WE ARE CONSTANTLY ADDING ADDITIONAL ITEMS TO SERVE YOU BETTER.



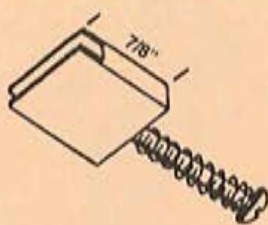
REPLACEMENT HARDWARE Mfg., Inc.

500 West 84 Street, Hialeah, FL 33014

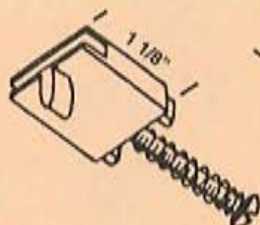
(305) 558-5051 • FAX 305-557-5239 • NATIONAL 800-780-5051

5B2
SECTION B
REV. 4/99

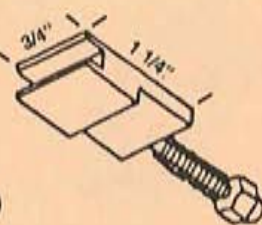
PATIO & SCREEN DOOR GUIDES



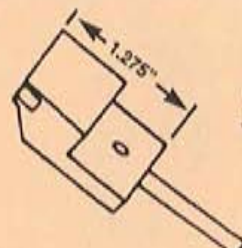
PDG 25
TUCKER
TOP GUIDE



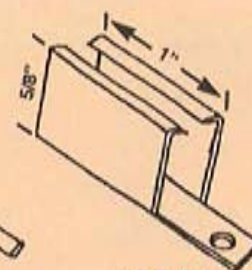
PDG 26
TUCKER
BOTTOM GUIDE



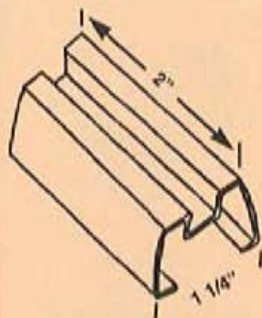
PDG 27
OLD PAN AM
NARROW GUIDE



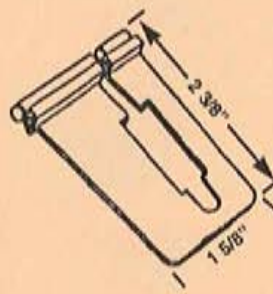
PDG 30
PAN AM
TOP SCREEN



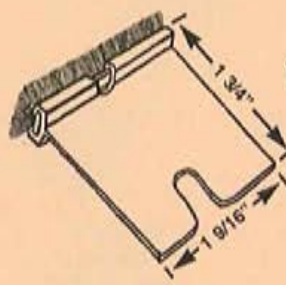
PDG 31
KELLER
TOP HUNG



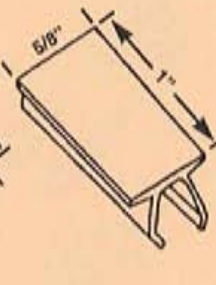
PDG 53
ANTI-LIFT
SPACER



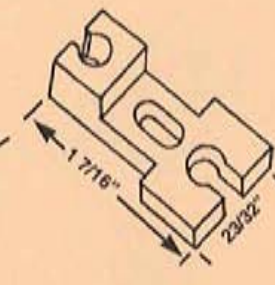
PDG 51
MILLER
ALUMINUM



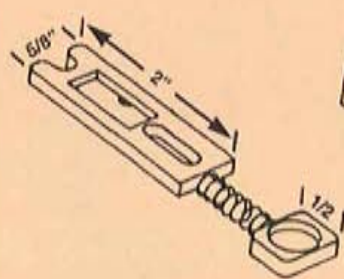
PDG 55
MILLER
BRONZE



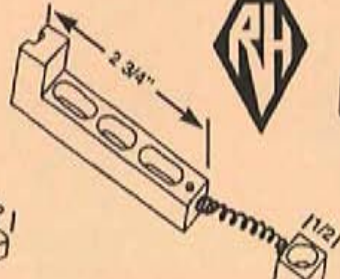
PDG 56
HEAD
SPACER



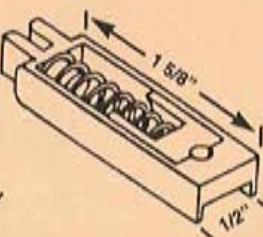
PDG 67
MILLER



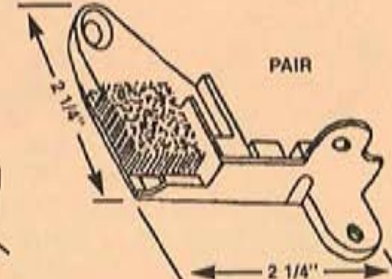
PDG 24
TUCKER
SCREEN GUIDE



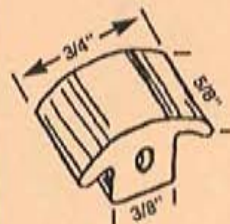
PDG 65
T M
GUIDE



PDG 41
DARYL PR I
TOP GUIDE



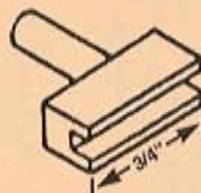
PDG 63
LUMIDOR



PDG 59
COLUMBIA
SCREEN GUIDE



PDG 61
GUIDE



PDG 48
OLD
HAR CAR



PDG 66
PEACHTREE

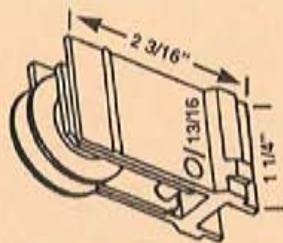


PDG 69
GUIDE
BRACKET

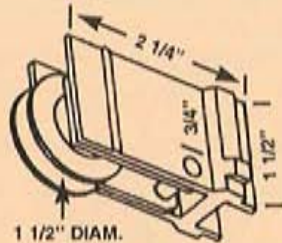
IF IN DOUBT ON ANY PART -- SEND SAMPLE FOR IDENTIFICATION.
WE ARE CONSTANTLY ADDING ADDITIONAL ITEMS TO SERVE YOU BETTER.



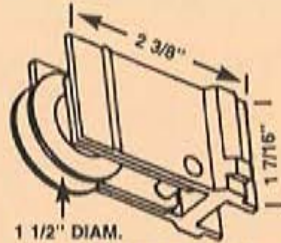
PATIO DOOR ROLLER ASSEMBLIES



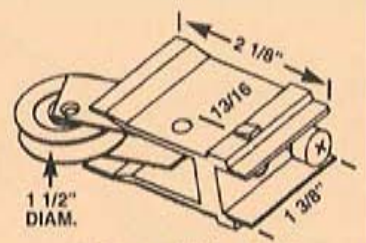
PDR 1 - STEEL WHL.
PDR 1N - NYLON WHL.
YALE OGRON



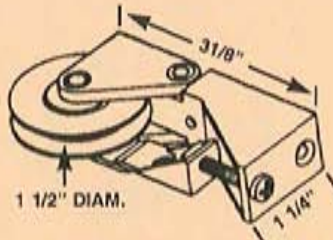
PDR 2
WEATHERTITE
LAWSON
STEEL OR NYL. WHL.



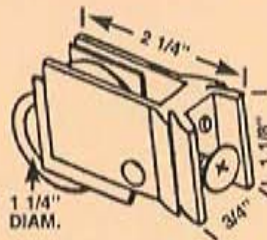
PDR 6 - STEEL WHL.
PDR 10 - NYL. WHL.
PDR 10SS
STAINLESS STEEL WHL.



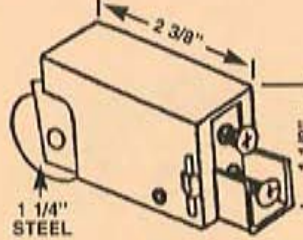
PDR 4 - NYL. WHL.
PDR 8 - STEEL WHL.
OLD PANAM



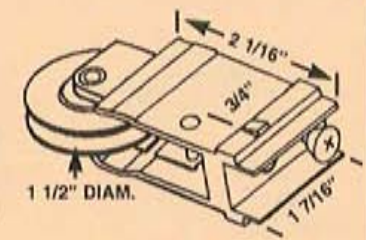
PDR 119
DIE CAST



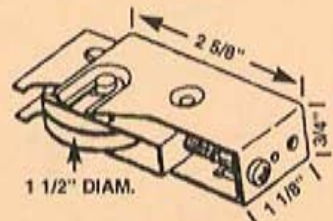
PDR 24
MILLER
STEEL, NYL. OR SS WHL.



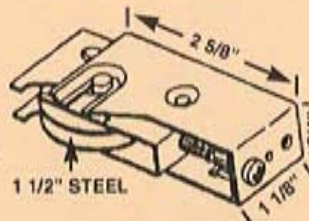
PDR 15
ACORN
DIE CAST



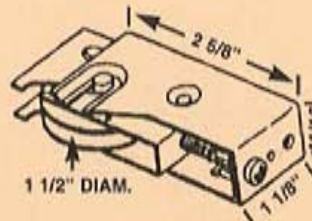
PDR 183
EXTRUDED ASMB.
STEEL WHL.



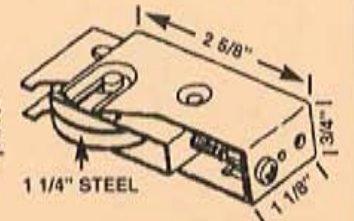
PDR 29
HOWARD/JONES
PDR 29SS
STAINLESS STEEL WHL.



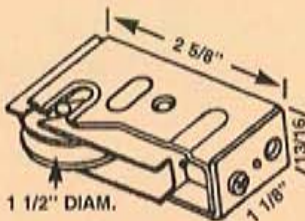
PDR 16
OLD AIR CONTROL
JONES & OTHER
MANUFACTURERS



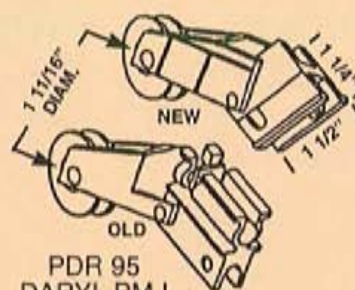
PDR 23
DARYL OLD



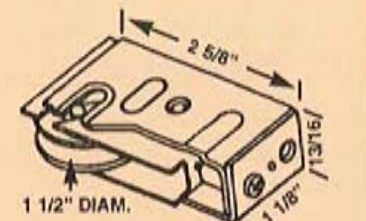
PDR 12
1 1/4" WHEEL



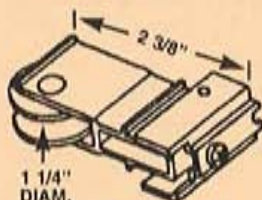
PDR 31
OLD CROSSLY
NYL. WHL.



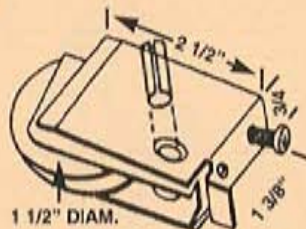
PDR 95
DARYL PM I




PDR 103
STEEL WHL.



PDR 27
PEACHTREE
CITATION 2



PDR 28 - STL. OR NYL. WHL.
LUMIDOR



PDR 21
CROSSLY
4900 SERIES

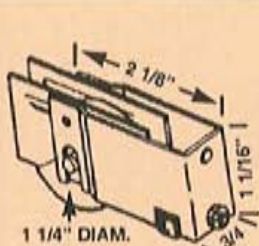


REPLACEMENT HARDWARE Mfg. Inc.

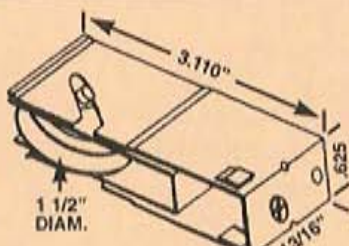
500 West 84 Street, Hialeah, FL 33014
(305) 558-5051 • FAX 305-557-5239 • NATIONAL 800-780-5051

5C1
SECTION C
REV. 4/99

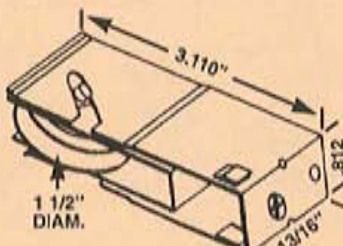
PATIO DOOR ROLLER ASSEMBLIES



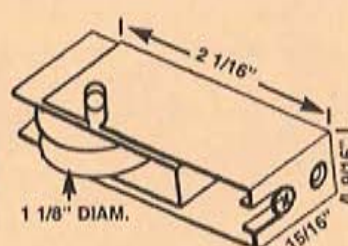
PDR 101 - STEEL WHL.
PDR 101N - NYL. WHL.
PDRSS - SS WHL.
DARYL REPLACEMENT



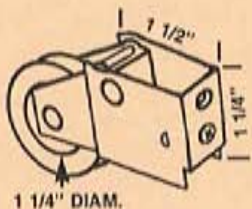
PDR 35
DARYL PM II



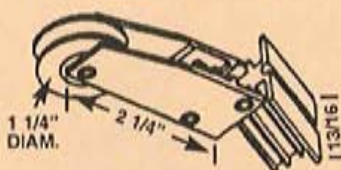
PDR 36
OLD DARYL PM II



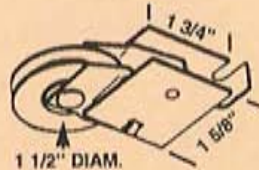
PDR 190
CAPITAL
ROLLER ASMB.



PDR 175
ROLLER ASMB.



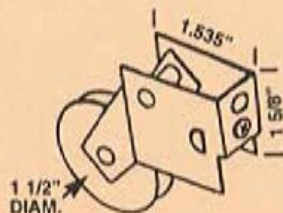
PDR 33
CROSSLY
4100 SERIES



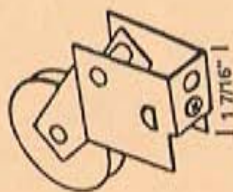
PDR 67 - NYL. WHL.
PDR 106 - STEEL WHL.



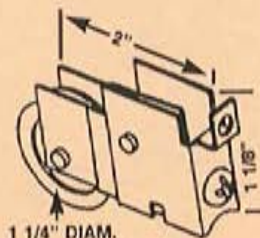
PDR 49
ARCADIA
OLD STYLE



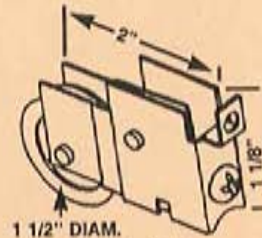
PDR 25
KELLER



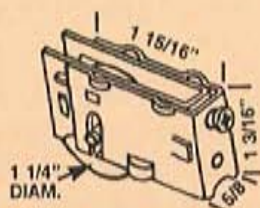
PDR 112
OLD HARCAR



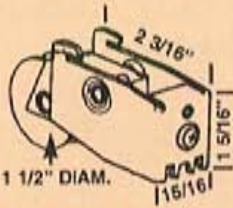
PDR 69
1 1/4" NYL. WHL.



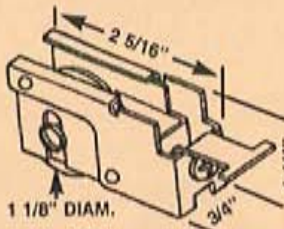
PDR 174
1 1/2" STEEL WHL.



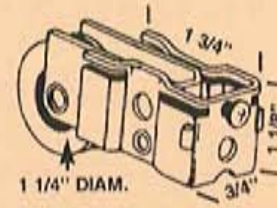
PDR 164
ESP
ROLLER ASMB.



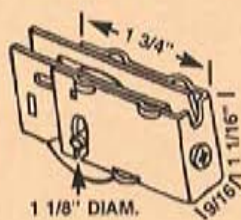
PDR 76 - NYL. WHL.
DOOR MASTER
PDR 60 - STEEL WHL.



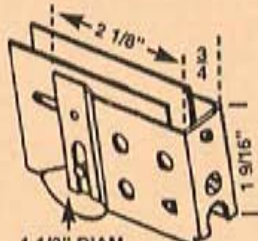
PDR 75
PDR 75SS



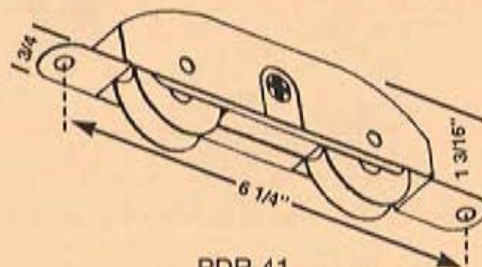
PDR 78
ACORN-WELLS



PDR 96
CAPITAL



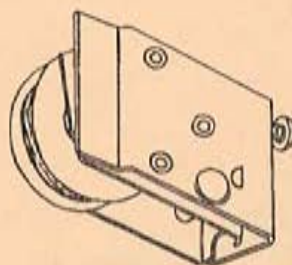
PDR 98



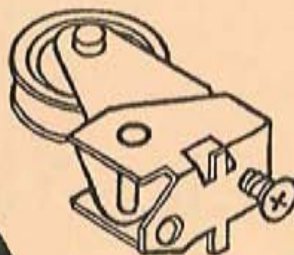
PDR 41
PEACHTREE & OTHERS



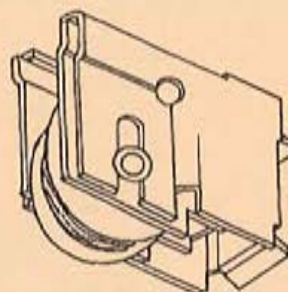
PATIO DOOR ROLLER ASSEMBLIES



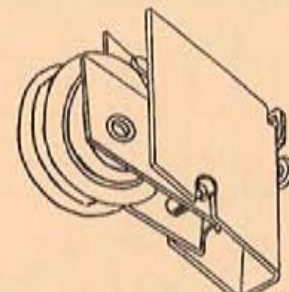
PDR 13
LUMIDOR
REPL.



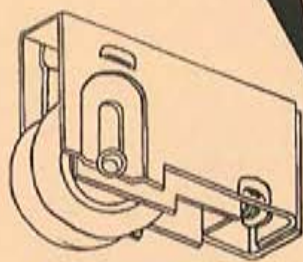
PDR 32
STANLEY



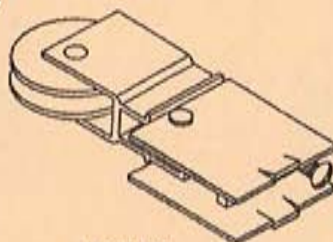
PDR 40 1 1/4" STEEL
PDR 40N 1 1/2" NYLON
PDR 40SS 1 1/4" STAINLESS STEEL
PEACHTREE



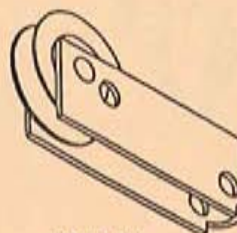
PDR 63
ASMB



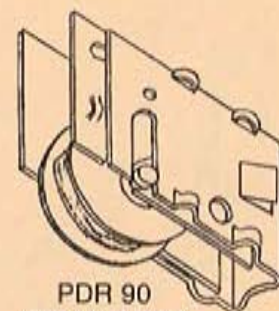
PDR 77
ASMB



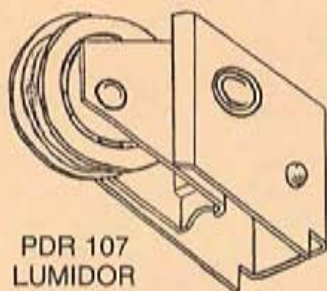
PDR 80
ASMB



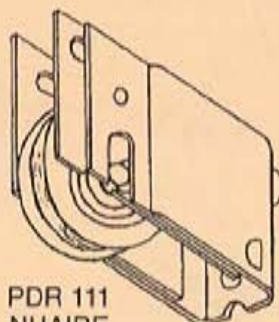
PDR 81
920 CAP



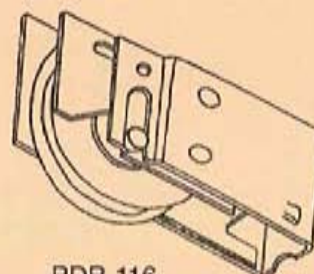
PDR 90
REMINGTON



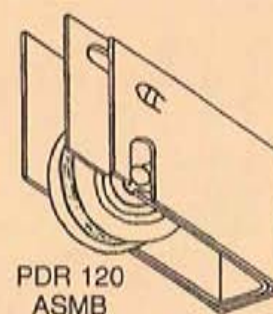
PDR 107
LUMIDOR
REPL.



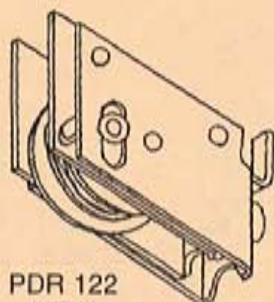
PDR 111
NUAIRE



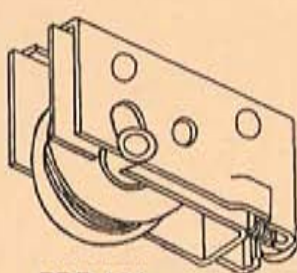
PDR 116
TALCO



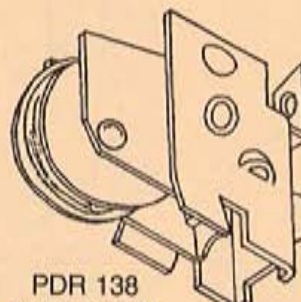
PDR 120
ASMB



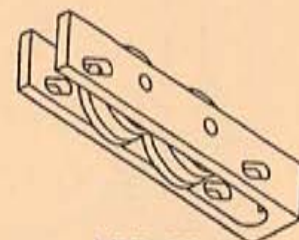
PDR 122
NEW
LOOK



PDR 124
ACORN



PDR 138
ANDERSON
REPL.



PDR 158
NON-ADJ

IF IN DOUBT ON ANY PART -- SEND SAMPLE FOR IDENTIFICATION.
WE ARE CONSTANTLY ADDING ADDITIONAL ITEMS TO SERVE YOU BETTER.

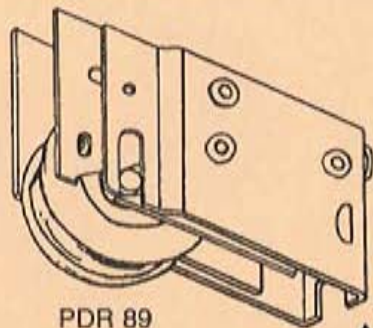


REPLACEMENT HARDWARE Mfg. Inc.

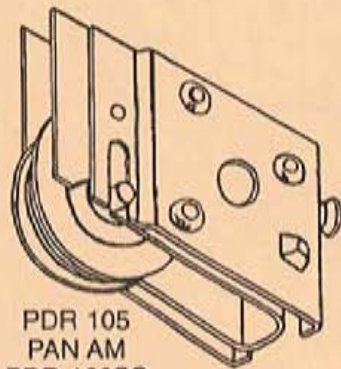
500 West 84 Street, Hialeah, FL 33014
(305) 558-5051 • FAX 305-557-5239 • NATIONAL 800-780-5051

5C3
SECTION C
REV. 1/97

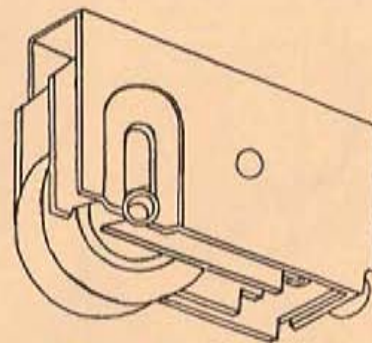
PATIO DOOR ROLLER ASSEMBLIES



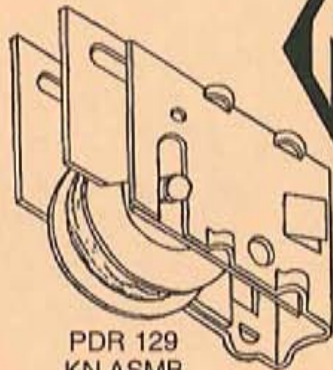
PDR 89
PDR 89N
CROWN, HARCAR
& OTHERS



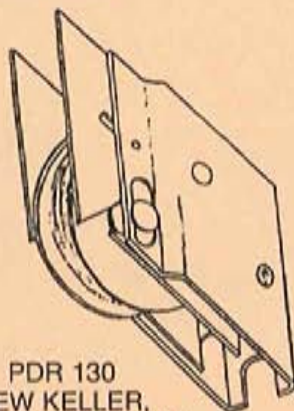
PDR 105
PAN AM
PDR 160SS



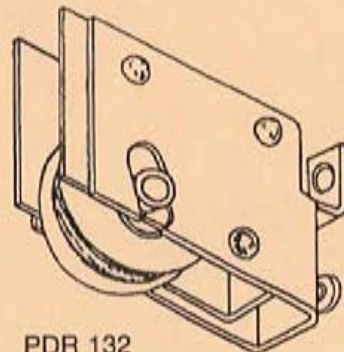
PDR 117 1 1/2" NYLON
PDR 118 1 1/4" NYLON



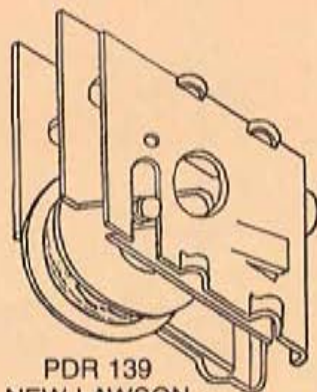
PDR 129
KN ASMB



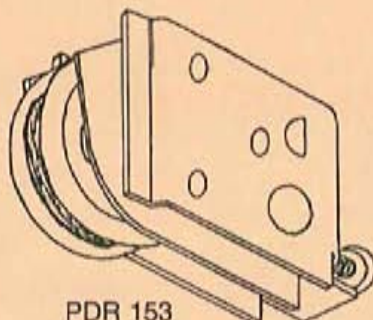
PDR 130
NEW KELLER,
PGT, PINO, PAN AM



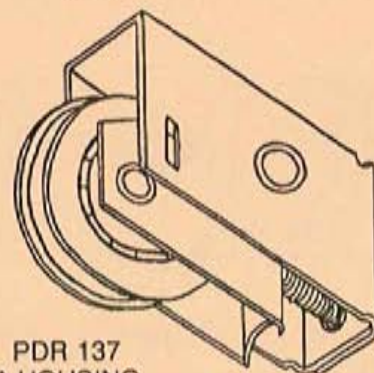
PDR 132
ASMB



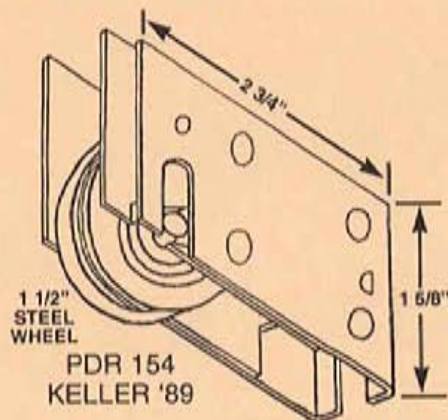
PDR 139
NEW LAWSON



PDR 153
LUMIDOR
SPECIAL

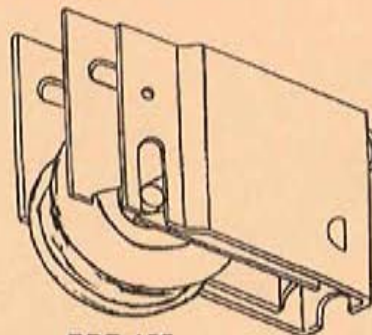


PDR 137
A HOUSING
REPLACEMENT

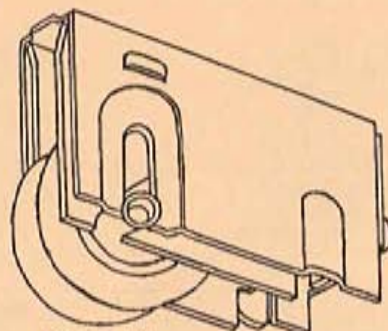


1 1/2" STEEL WHEEL

PDR 154
KELLER '89



PDR 155
WALLACE

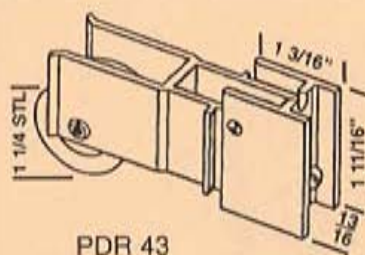


PDR 159
KAWNEER

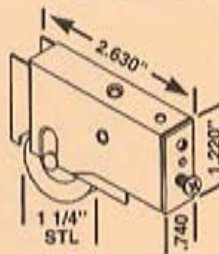
IF IN DOUBT ON ANY PART -- SEND SAMPLE FOR IDENTIFICATION.
WE ARE CONSTANTLY ADDING ADDITIONAL ITEMS TO SERVE YOU BETTER.



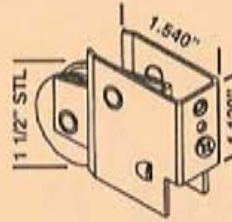
PATIO DOOR ROLLER ASSEMBLIES



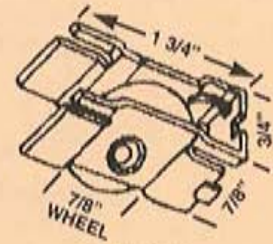
PDR 43



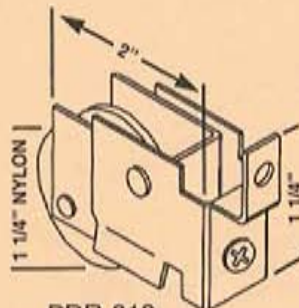
PDR 224
PE



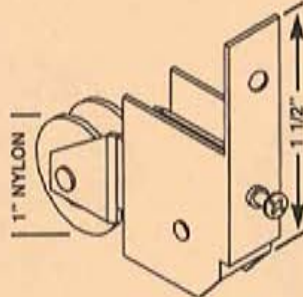
PDR 200
ROLLYSON



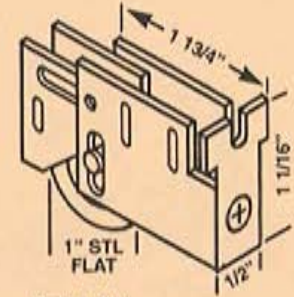
PDR 192



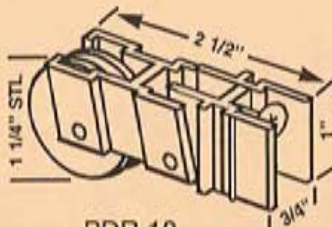
PDR 218
PE



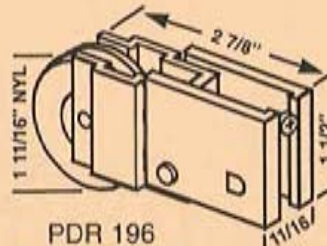
PDR 221
PE



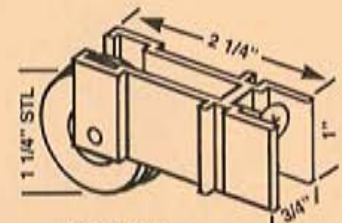
PDR 97
CAPITAL THERM



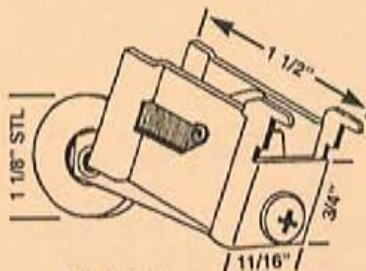
PDR 18
OLD, OLD STANLEY



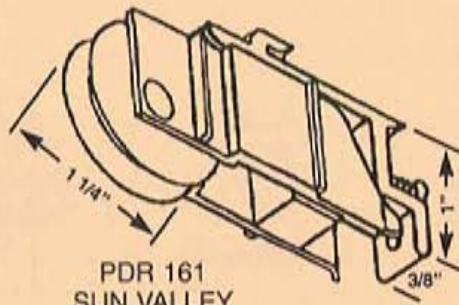
PDR 196
PLAZA DOOR



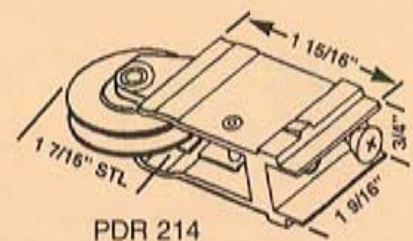
PDR 205



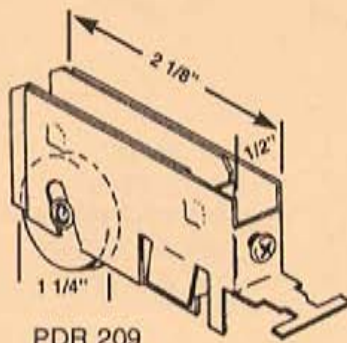
PDR 157



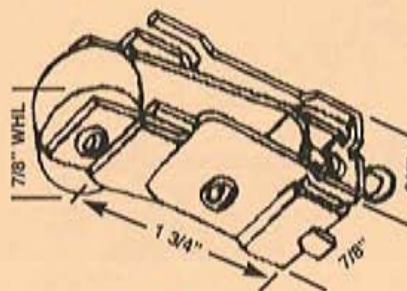
PDR 161
SUN VALLEY



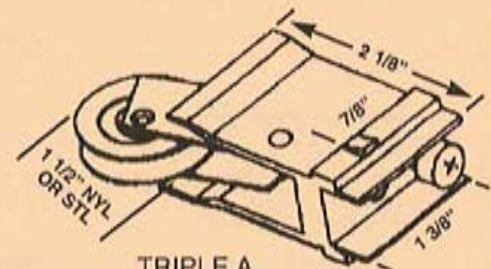
PDR 214
PGT '01
EXTRUDED



PDR 209
SLIDE-CO



PDR 193



TRIPLE A
PDR 194N NYLON
PDR 194S STEEL

PATIO DOOR ROLLER ASSEMBLIES

**#1
IN
SERVICE**

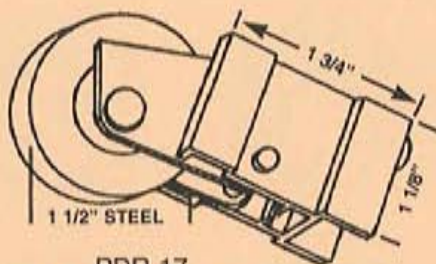


REPLACEMENT HARDWARE Mfg., Inc.

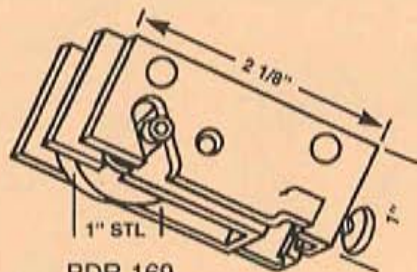
500 West 84th Street ♦ Hialeah ♦ Florida 33014 ♦ USA
305-558-5051 ♦ Fax: 305-557-5239 ♦ Toll Free: 1-800-780-5051
www.rhmfg.com ♦ www.replacement-hardware.com

5C5
SECTION C
REV. 2/03


PATIO DOOR ROLLER ASSEMBLIES



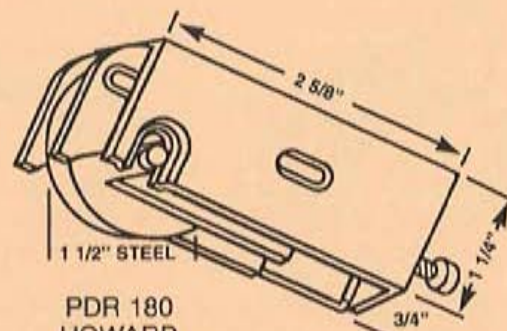
PDR 17
EXT. ROLLER ASMB



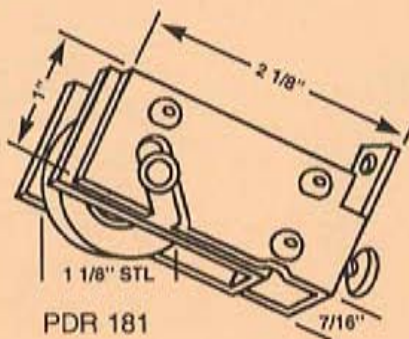
PDR 169
HARCAR SPECIAL



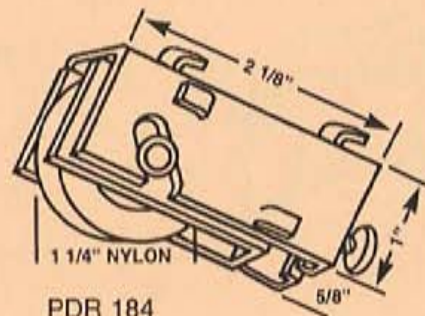
PDR 174



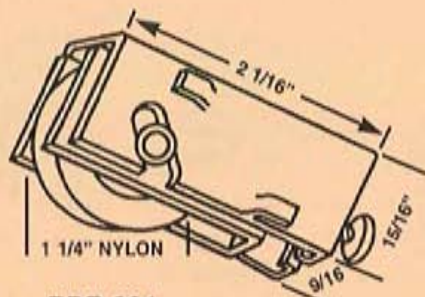
PDR 180
HOWARD



PDR 181

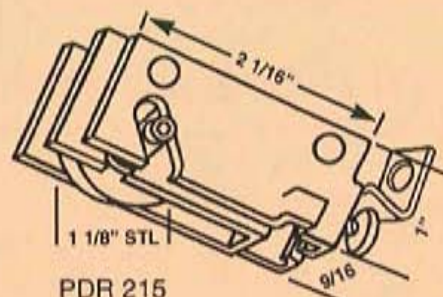


PDR 184



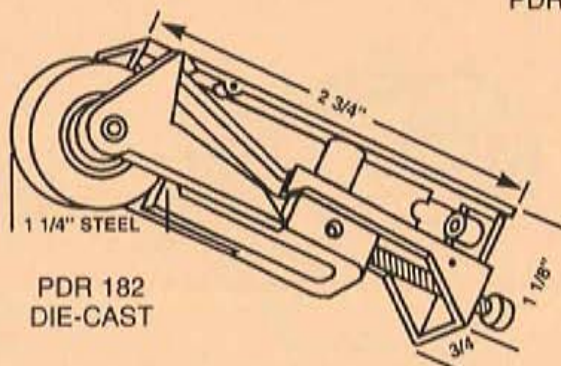
PDR 204

**WE'RE
#1
IN
SERVICE**



PDR 215

**IF IN DOUBT ON
ANY PART -- SEND
SAMPLE FOR
IDENTIFICATION**

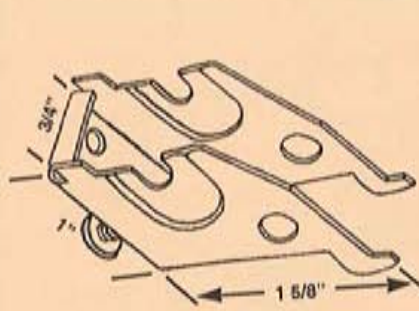


PDR 182
DIE-CAST

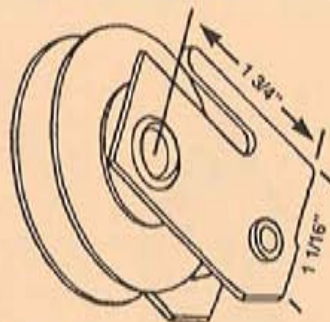
**WE ARE
CONSTANTLY
ADDING ADDITIONAL
ITEMS TO SERVE
YOU BETTER.**



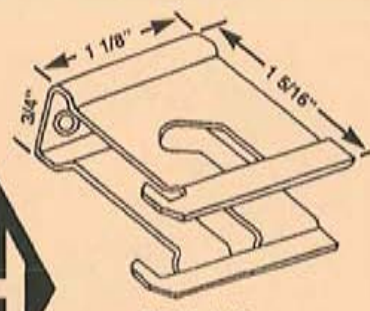
PATIO DOOR ROLLER ASSEMBLIES



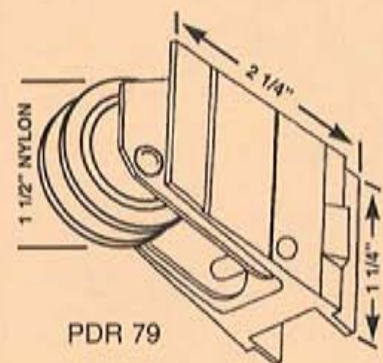
PDR 64
LOOK
CORNER HOUSING



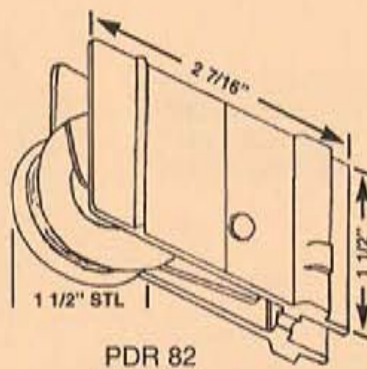
PDR 65 1 1/4" STEEL
PDR 65N 1 1/2" NYLON



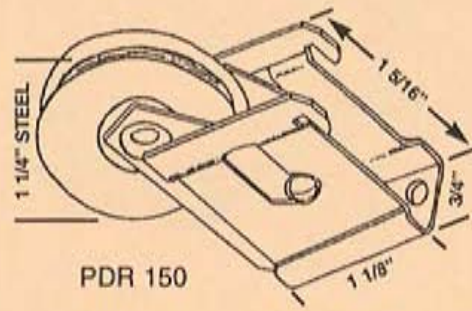
PDR 149
MILLER
CORNER HOUSING



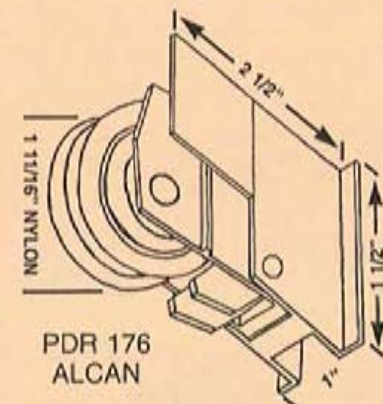
PDR 79



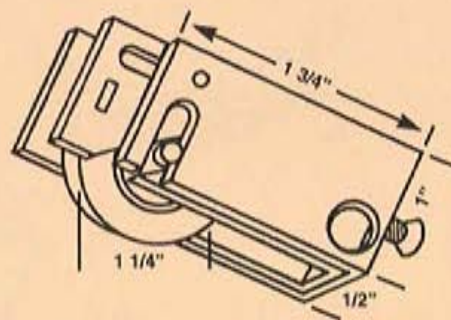
PDR 82
LAWSON



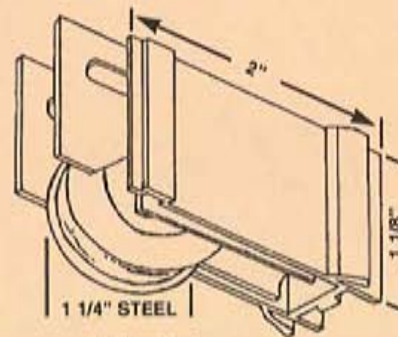
PDR 150



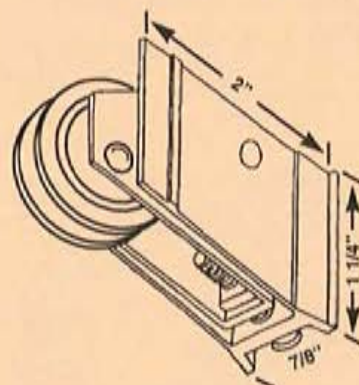
PDR 176
ALCAN



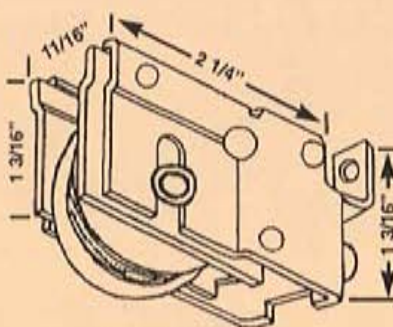
PDR 115 STEEL WHL
PDR 115N NYLON WHL



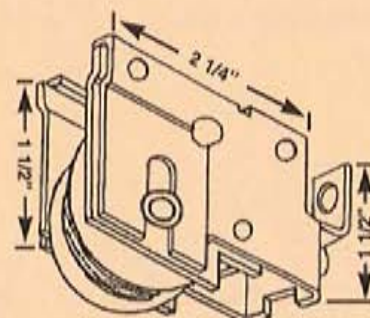
PDR 128
THERMALUME
PDR 128SS



PSR 62 1 1/2" NYLON
PDR 100 1 1/2" STEEL
PDR 100SS 1 1/2" STAINLESS



7000 TYPE SHORT
PDR 70 1 1/4" NYLON
PDR 73 1 1/4" STEEL
PDR 140 1 1/2" NYLON
PDR 141 1 1/2" STEEL



7000 TYPE LONG
PDR 71 1 1/2" NYLON
PDR 109 1 1/2" STEEL
PDR 110 1 1/4" STEEL
PDR 121 1 1/4" NYLON

**#1
IN
SERVICE**



REPLACEMENT HARDWARE Mfg. Inc.

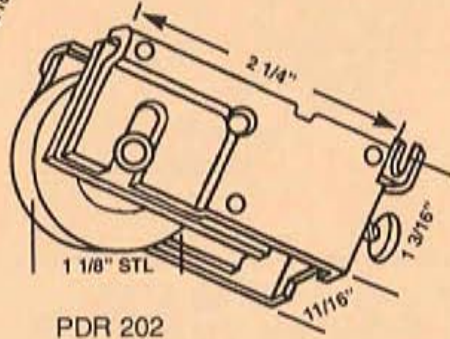
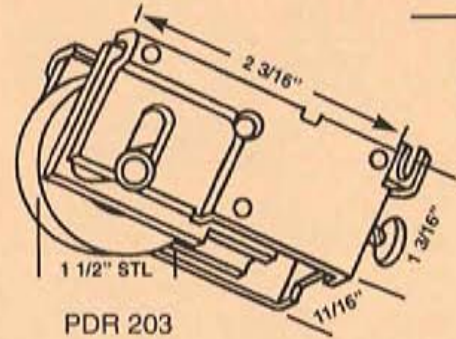
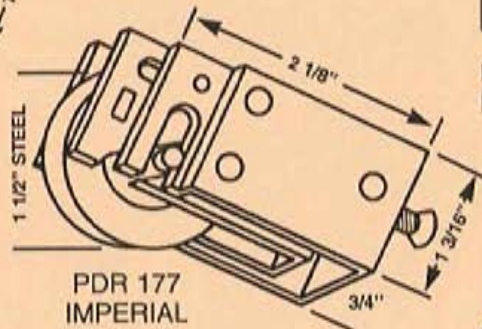
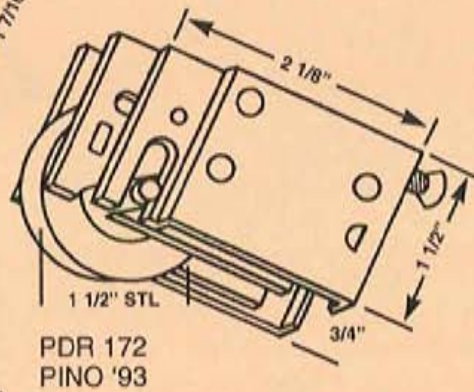
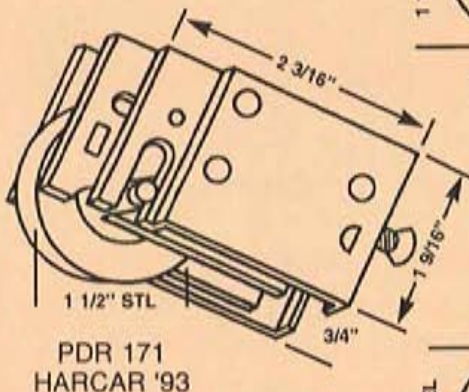
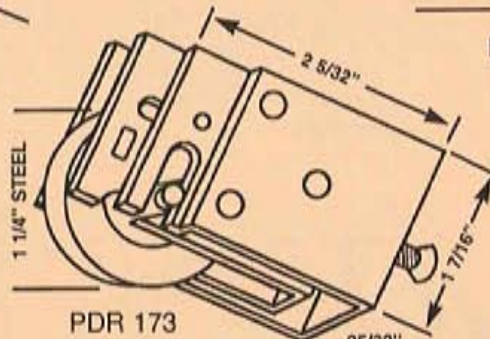
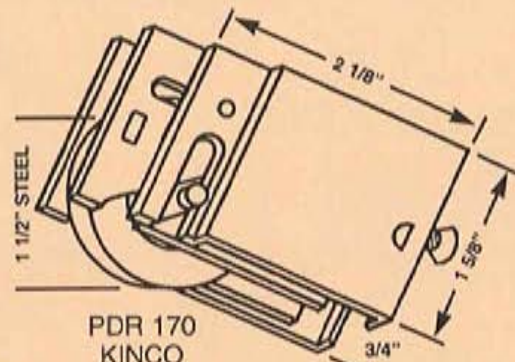
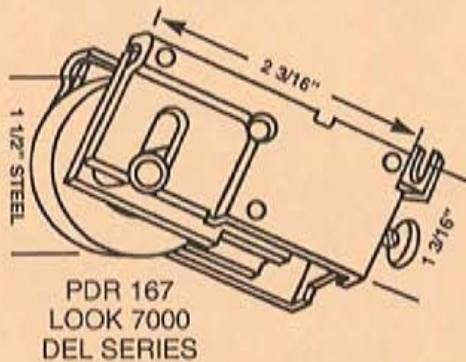
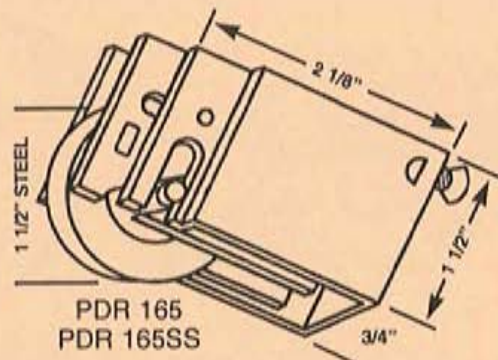
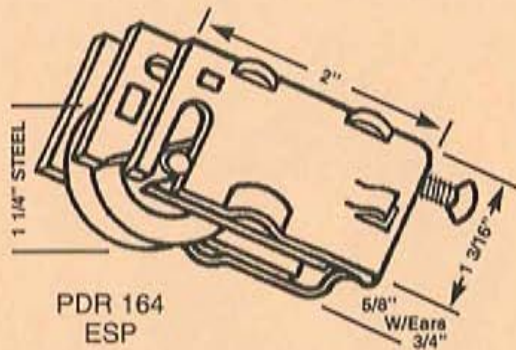
500 West 84th Street ♦ Hialeah ♦ Florida 33014 ♦ USA
305-558-5051 ♦ Fax: 305-557-5239 ♦ Toll Free: 1-800-780-5051
www.rhmfg.com ♦ www.replacement-hardware.com

5C7
SECTION C
REV. 2/03

PATIO DOOR ROLLER ASSEMBLIES

PATIO DOOR ROLLER ASSEMBLIES

PATIO DOOR ROLLER ASSEMBLIES

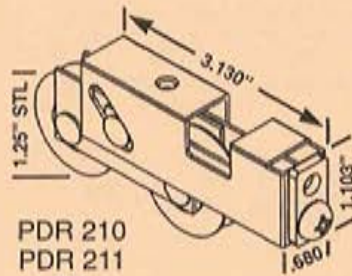


IF IN DOUBT ON
ANY PART SEND
SAMPLE FOR
IDENTIFICATION

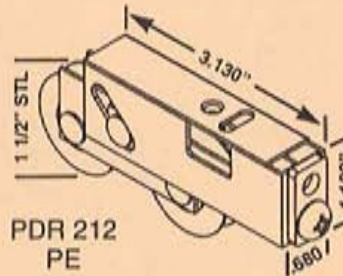
**#1
IN
SERVICE**



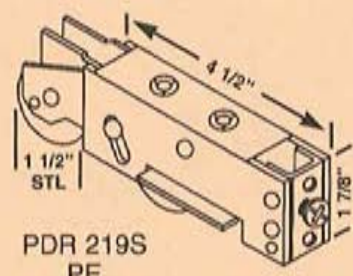
TANDEM ROLLER ASSEMBLIES



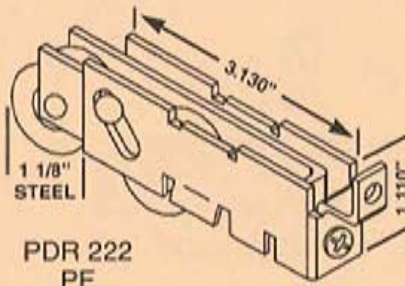
PDR 210
PDR 211
PE



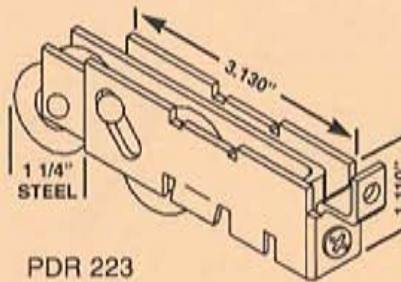
PDR 212
PE



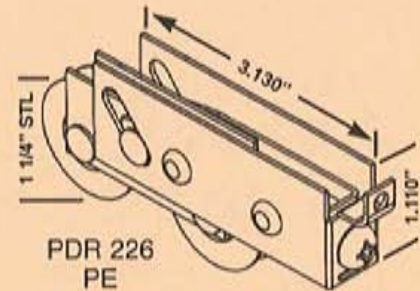
PDR 219S
PE



PDR 222
PE



PDR 223

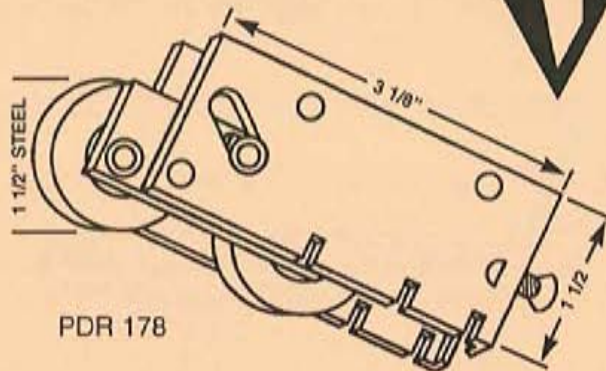


PDR 226
PE

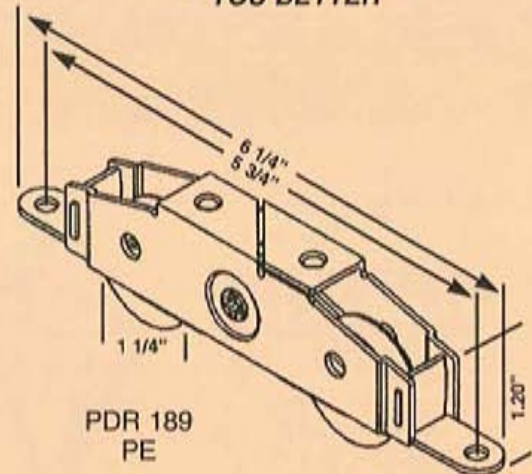
IF IN DOUBT ON
ANY PART SEND
SAMPLE FOR
IDENTIFICATION



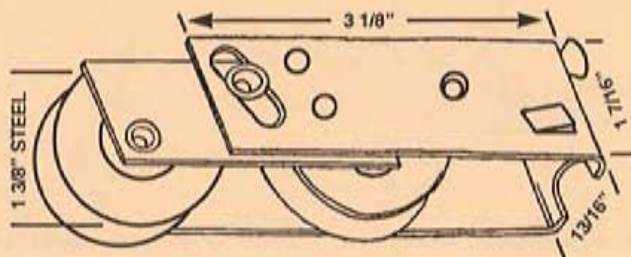
WE ARE CONSTANTLY
ADDING ADDITIONAL
ITEMS TO SERVE
YOU BETTER



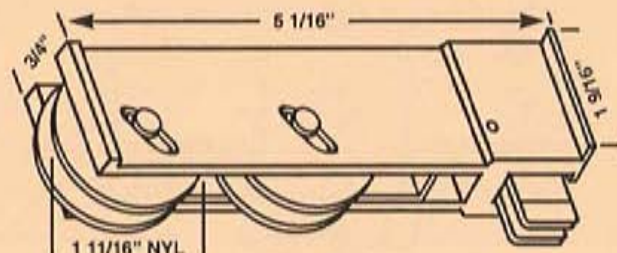
PDR 178



PDR 189
PE



PDR 207



PDR 213
ALCAN

**#1
IN
SERVICE**



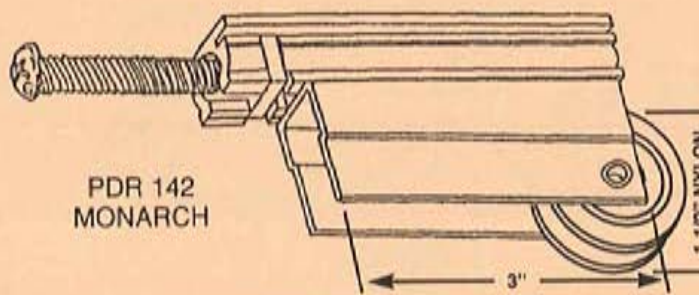
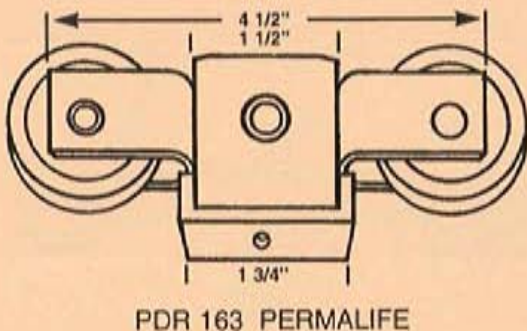
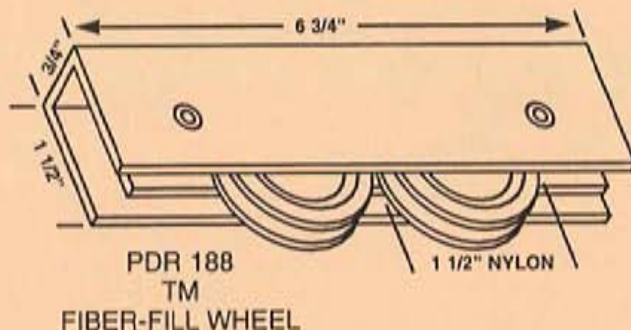
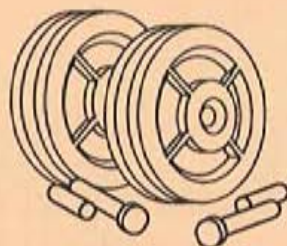
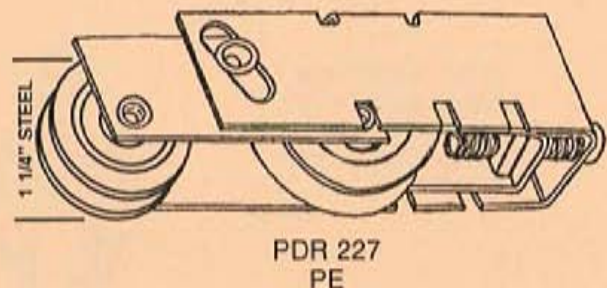
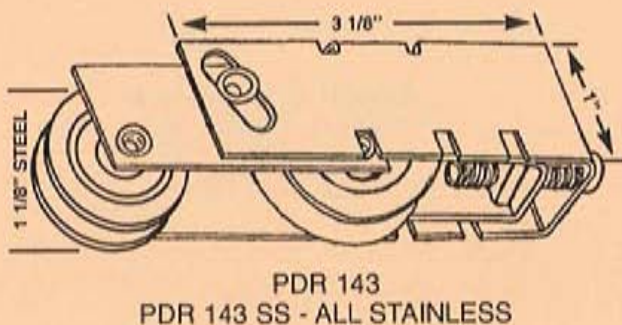
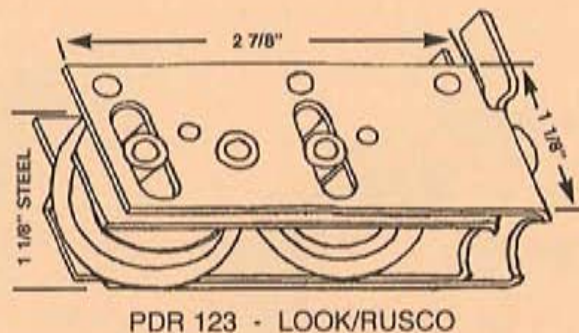
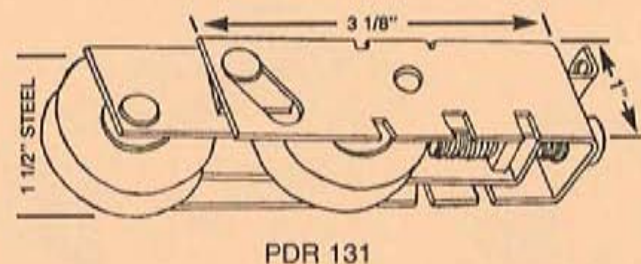
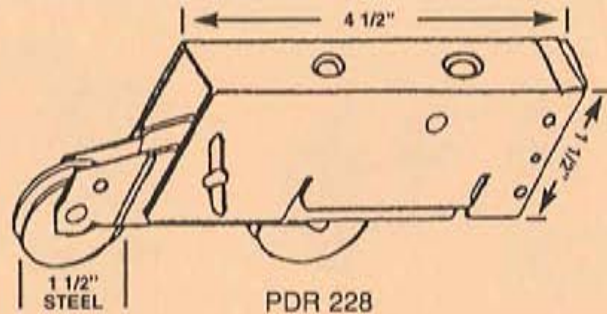
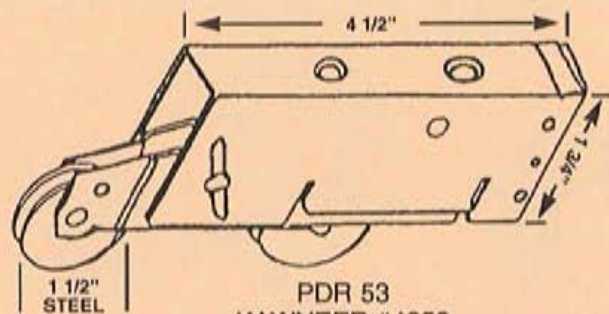
REPLACEMENT HARDWARE Mfg., Inc.

500 West 84th Street ♦ Hialeah ♦ Florida 33014 ♦ USA
305-558-5051 ♦ Fax: 305-557-5239 ♦ Toll Free: 1-800-780-5051
www.rhmfg.com ♦ www.replacement-hardware.com

5C9
SECTION C
REV. 2/03

TANDEM ROLLER ASSEMBLIES

TANDEM ROLLER ASSEMBLIES

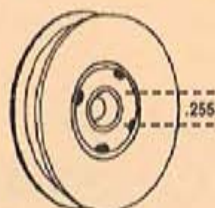


REPLACEMENT ROLLERS

STEEL ROLLERS



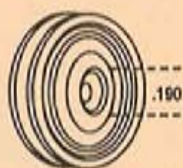
PDR 520
MONUMENTAL
2.65 DIAM.



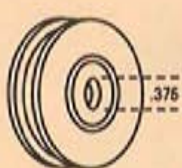
PDR 504
1 1/2"



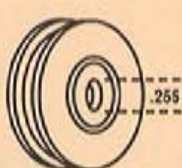
PDR 509
1 1/4"
PDR 527
1 1/2"
ROLLER
W/AXLE



PDR 526
1 1/4"
.190 AXLE
.340 HUB

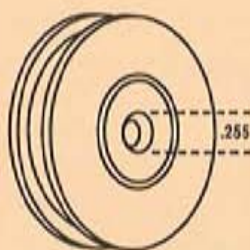


PDR 515
1 1/4" BB
.375 ID

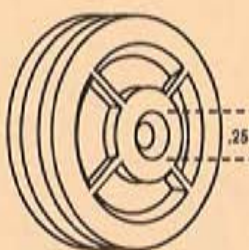


PDR 502
1 1/4" BB
PDR 524
1 1/4" BB
Stainless Steel
PDR 516
1 1/2" BB
Stainless Steel

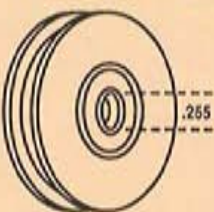
NYLON ROLLERS



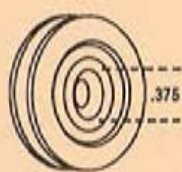
PDR 506
PDR 535
1 11/16" BB
PDR 533
2 7/16" BB



PDR 528
1 3/4"



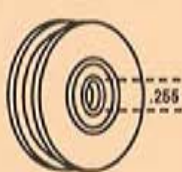
PDR 503
1 1/2" BB



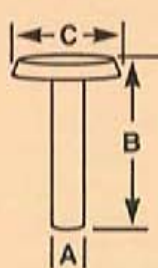
PDR 530
1 1/4"
.375 ID



PDR 529
1 1/4"
INTEGRAL
AXLE



PDR 501
1 1/4" BB



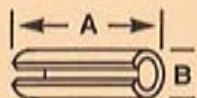
AXLE RIVETS

	A	B	C
FAS 88	.180	.500	.200
FAS 95	.185	.610	.310
FAS 985	.240	.525	.330
FAS 90	.242	.740	.300
FAS 69	.242	.550	.320
FAS 87	.245	.820	.325
FAS 984	.245	.775	.435



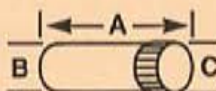
PATIO DOOR ROLLER AXLES

CFAS 531
25-FAS 69
25-FAS 87
25-FAS 91
25-FAS 92
25-FAS 95
25-FAS 96



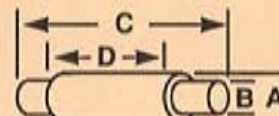
ROLL PINS

	A	B
FAS 20	.800	.130
FAS 92	1.675	.255
FAT 21	1.000	.165
FAT 22	.635	.102
FAT 23	.750	.100
FAT 24	.504	.168
FAT 25	.745	.200



KNURLED PINS

	A	B	C	
FAT 27	.790	.245		STEEL
FAT 28	.620	.245		STEEL
FAT 29	.540	.305		STEEL
FAT 53	.990	.370	.385	STEEL
FAT 57	.950	.250	.255	ALUM



STEP AXLES

	A	B	C	D
FAS 91	.240	.210	.670	.350
FAS 91SS	.240	.210	.670	.350
FAS 96	.250	.220	.540	.342
FAT 44	.185	.165	.335	.180

IF IN DOUBT ON ANY PART -- SEND SAMPLE FOR IDENTIFICATION.
WE ARE CONSTANTLY ADDING ADDITIONAL ITEMS TO SERVE YOU BETTER.

**#1
IN
SERVICE**



REPLACEMENT HARDWARE Mfg. Inc.

500 West 84th Street ♦ Hialeah ♦ Florida 33014 ♦ USA
305-558-5051 ♦ Fax: 305-557-5239 ♦ Toll Free: 1-800-780-5051
www.rhmf.com ♦ www.replacement-hardware.com

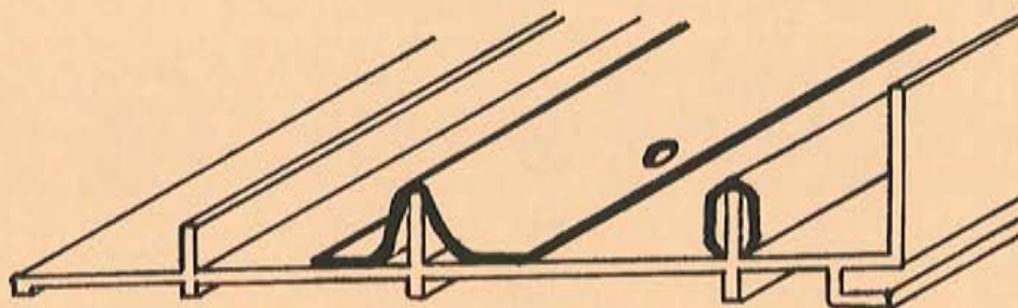
5C11
SECTION C
NEW 8/01

REPLACEMENT ROLLERS

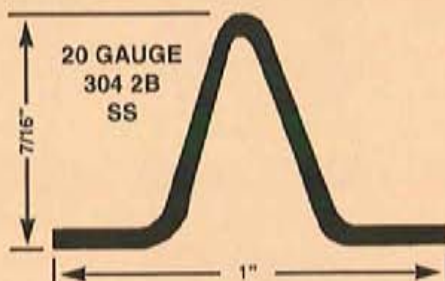


FOR REPAIR OF WORN OUT OR CORRODED PATIO DOOR TRACKS

EXISTING DAMAGED PATIO DOOR TRACK

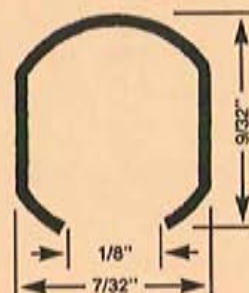


SECTION SHOWING PDT 2 AND PDT 1
TRACK COVERS IN USE



PDT 2
PATIO DOOR
TRACK COVER

**WE'RE
#1
IN
SERVICE**



PDT 1
PATIO DOOR
TRACK COVER

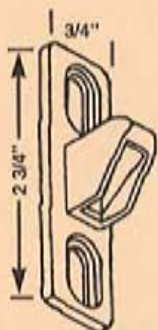
.015
TYPE 301
SS
8' LENGTHS
STOCKED
OTHER SIZES
SPECIAL
QUOTATION

HEAVY DUTY STAINLESS STEEL • 8' LENGTHS
MINIMUM 10 PIECES FOR SHIPPING

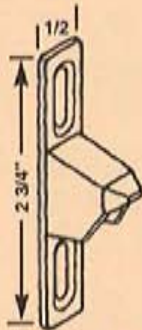
IF IN DOUBT ON ANY PART -- SEND SAMPLE FOR IDENTIFICATION.
WE ARE CONSTANTLY ADDING ADDITIONAL ITEMS TO SERVE YOU BETTER.



PATIO DOOR KEEPERS



PDK 1
STANDARD



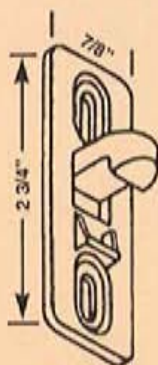
PDK 4
NARROW



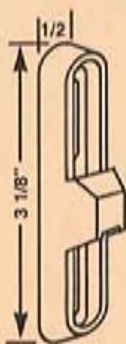
PDK 26
W/SECURITY
HORN



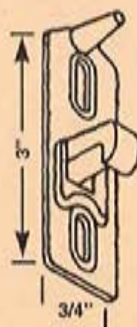
PDK 31
1400 SERIES
SECURITY
KEEPER



PDK 3
DARYL PMII &
PR300 KEEPER



PDK 29
DIE CAST
KEEPER



PDK 6
CROSSLY
KEEPER




PDK 16
CAST
KEEPER



PDK 24
TM
KEEPER



PDK 8
MIL-DOR
KEEPER



PDK 5
ADOR FLIP
LATCH



PDK 21
SURFACE
MOUNT
KEEPER

IF IN DOUBT ON ANY PART -- SEND SAMPLE FOR IDENTIFICATION.
WE ARE CONSTANTLY ADDING ADDITIONAL ITEMS TO SERVE YOU BETTER.



REPLACEMENT HARDWARE Mfg., Inc.

500 West 84 Street, Hialeah, FL 33014

(305) 558-5051 • FAX 305-557-5239 • NATIONAL 800-780-5051

5E1
SECTION E
NEW 7/97

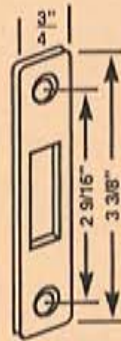
PATIO DOOR KEEPERS



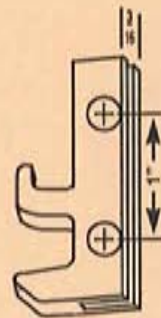
PDK 25
SURFACE



PDK 20
KEEPER
FOR PDH 22



PDK 30
KEEPER
FOR PDH 22



PDK 12
YALE OGRON
OLD



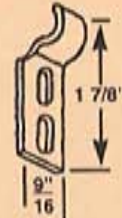
PDK 9
KEEPER



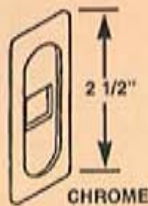
PDK 2
YALE
KEEPER



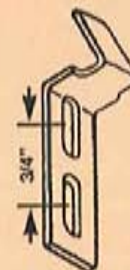
PDK 7
JONES
KEEPER



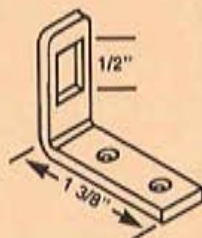
PDK 18
ACORN KEEPER



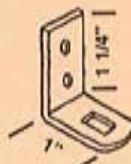
PDH 69
MILLER
ESCUTCHEON
PLATE



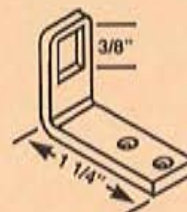
PDK 10
3/8" STAMPED
HOOK



PDK 13
TUCKER



PDK 22
A/C
KEEPER

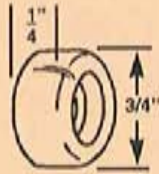


PDK 15
DARYL PM II

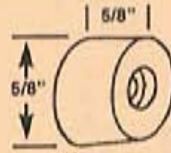
IF IN DOUBT ON ANY PART -- SEND SAMPLE FOR IDENTIFICATION.
WE ARE CONSTANTLY ADDING ADDITIONAL ITEMS TO SERVE YOU BETTER.



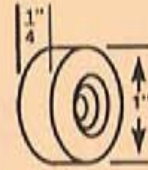
PATIO DOOR BUMPERS



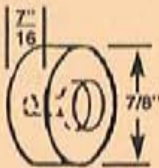
PDB 5
3/4"
BUMPER



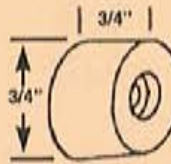
PDB 21
5/8" x 5/8"
BUMPER



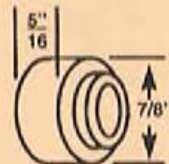
PDB 2
SMALL
BUMPER



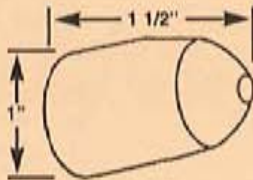
PDB 8
SOFT
SMALL
VINYL
BUMPER



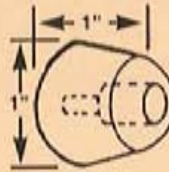
PDB 20
BUMPER
RUBBER SD.



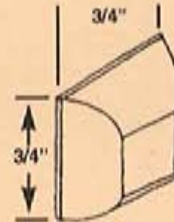
PDB 22
BUMPER



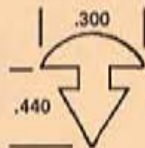
PDB 30
1 1/2"
RUBBER BUMPER



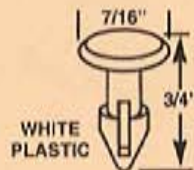
PDB 6
1"
BUMPER



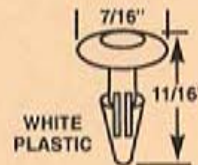
PDB 16
BUMPER



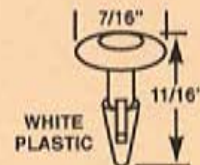
PDB 13
SOFT SNAP
BUMPER



PDB 12
SNAP
BUTTON



PDB 14
SNAP
BUTTON



PDB 32
SNAP
BUTTON

IF IN DOUBT ON ANY PART -- SEND SAMPLE FOR IDENTIFICATION.
WE ARE CONSTANTLY ADDING ADDITIONAL ITEMS TO SERVE YOU BETTER.



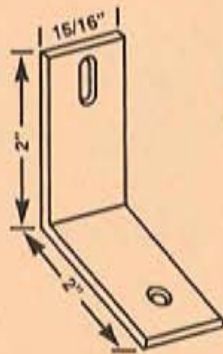
REPLACEMENT HARDWARE Mfg., Inc.

500 West 84 Street, Hialeah, FL 33014

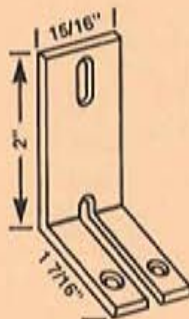
(305) 558-5051 • FAX 305-557-5239 • NATIONAL 800-780-5051

5E3
SECTION E
NEW 7/97

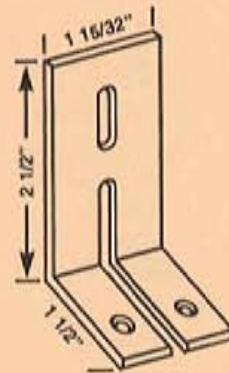
PATIO DOOR BUMPERS



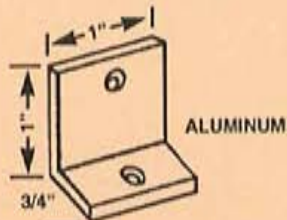
PDH 77
FIXED
PANEL
STOP



PDH 197
FIXED
PANEL
STOP
W/SLOT



PDH 90
FIXED
PANEL
CLIP



PDB 7
KELLER
L ANGLE



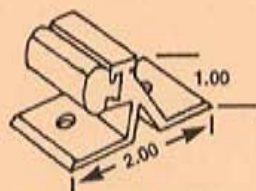
PDG 87
KELLER
FIXED PANEL
CLIP



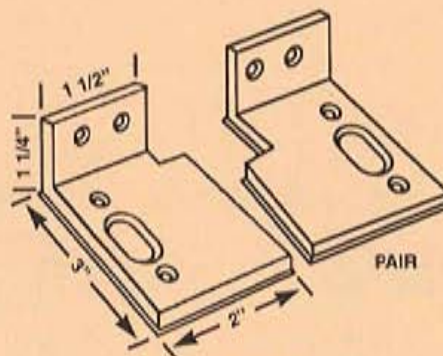
PDH 165
MILLER
FIXED DOOR
CLIP



PDB 17
ACORN
BUMPER



PDB 15
ALUMINUM
BUMPER



PDH 191
HOWARD FIXED PANEL STOP



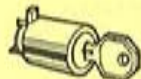
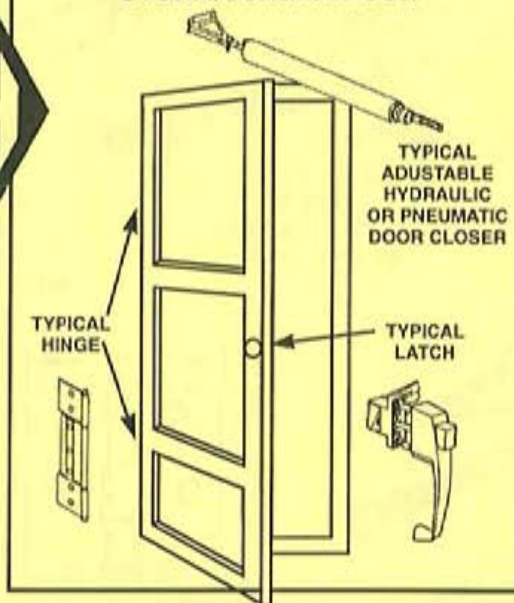
PDB 10
POCKET
BUMPER

IF IN DOUBT ON ANY PART -- SEND SAMPLE FOR IDENTIFICATION.
WE ARE CONSTANTLY ADDING ADDITIONAL ITEMS TO SERVE YOU BETTER.



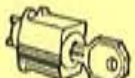


TYPICAL
STORM/SCREEN DOOR



SDH 13
KEY PLUG

ALUMINUM
BLACK



SDH 14
KEY PLUG

ALUMINUM
BLACK

TULIP KNOB LOCKS



SDH 10
1 3/4" Mounting
Hole Centers
Outswing Doors
1" to 1 1/4"

ALUMINUM
BLACK



SDH 15
3" Mounting
Hole Centers
Outswing Doors
1" to 1 1/4"

ALUMINUM
BLACK

PUSH-BUTTON PITCHER HANDLES



SDH 1
1 1/2" Hole Center
Outswing Doors
7/8" to 1 1/4"

ALUMINUM
BLACK

NOT AVAILABLE


4 1/2"



SDH 24
1 3/4" Hole Center
Outswing Doors
7/8" to 1 1/4"

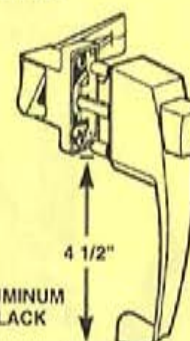
ALUMINUM
BLACK

4 1/2"



SDH 30
1 3/4" Hole Center
Outswing Doors
1" to 1 1/4"

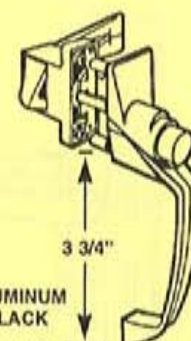
ALUMINUM
BLACK



SDH 44
1 3/4" Hole Center
Outswing Doors
1" to 1 1/4"

ALUMINUM
BLACK

4 1/2"



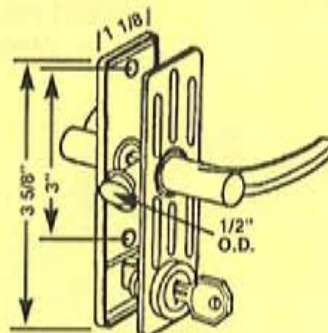
SDH 46
1 3/4" Hole Center
Outswing Doors
1" to 1 1/4"

ALUMINUM
BLACK

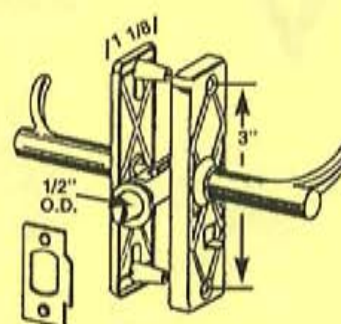
3 3/4"




SDH 65
MORTISE
SCREEN LOCK
POLISHED BRASS
FINISH



SDH 23
MORTISE LATCH
W/KEY
FOR IN OR OUT
SWING DOORS



SDH 55
MORTISE LATCH
FOR IN OR OUT
SWING DOORS



SDH 42
PUSH-PULL
LATCH

#1
IN
SERVICE



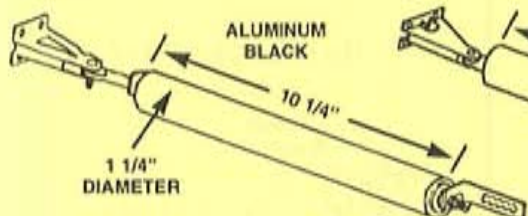
REPLACEMENT HARDWARE Mfg., Inc.

500 West 84th Street ♦ Hialeah ♦ Florida 33014 ♦ USA
305-558-5051 ♦ Fax: 305-557-5239 ♦ Toll Free: 1-800-780-5051
www.rhmfg.com ♦ www.replacement-hardware.com

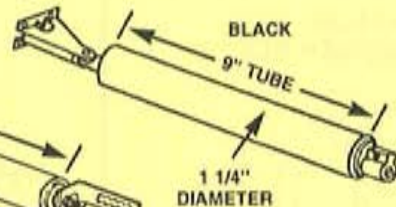
6A1
SECTION A
REV. 8/01

SCREEN & STORM DOOR HARDWARE

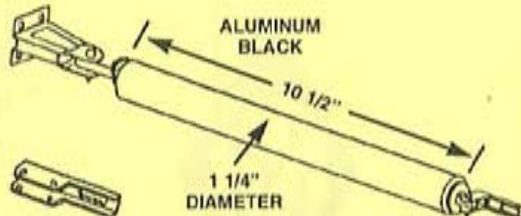
SCREEN & STORM DOOR HARDWARE



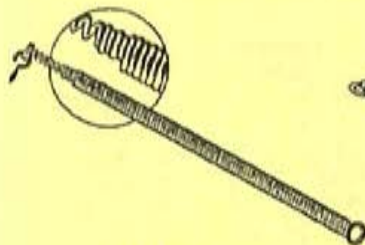
SDH21
PNEUMATIC CLOSER
SILENT ACTION



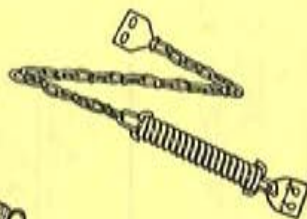
SDH32
CLOSER
OUTSWING DOORS
90° OPENING



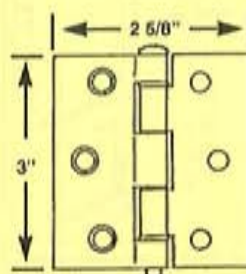
SDH6
HYDRAULIC CLOSER
OUTSWING DOORS
FULL 90° OPENING
ADJUSTABLE CLOSING SPEED



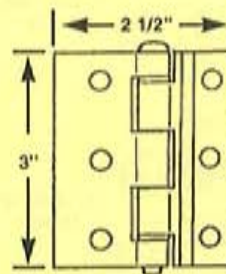
SDH63
SCREEN DOOR SPRING



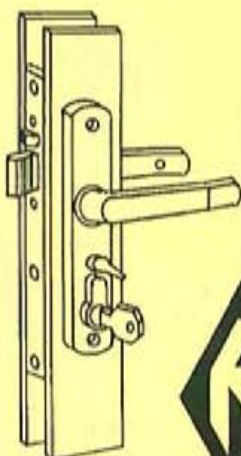
SDH9
DOOR PROTECTOR
CHAIN
SINGLE SPRING
WITH HOLDUP SPRING




SDH36
HINGE
BLACK OR
WHITE



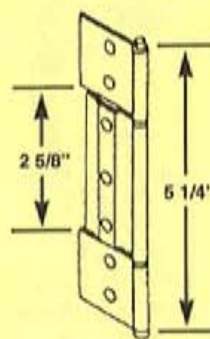
SDH37
HINGE
ALUMINUM
OR BLACK



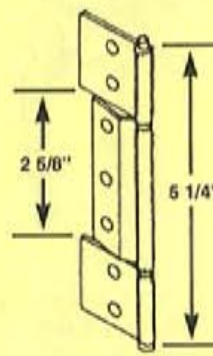
SDH67
TWIN LEVER
MORTISE
DOOR LOCK



SDH66
SINGLE
CYLINDER
DEADBOLT



SDH12
OFFSET HINGE
ALUMINUM • BRONZE • WHITE



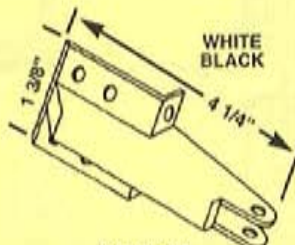
SDH28
FLAT HINGE



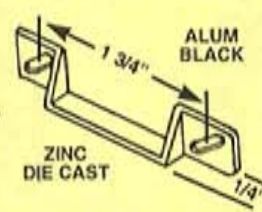
SDH4
HI PROFILE
STRIKE



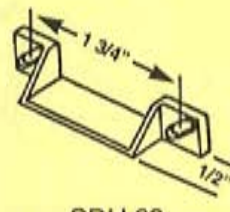
SDH5
STRIKE
PLATE



SDH49
DOOR JAMB
BRACKET



SDH31
KEEPER

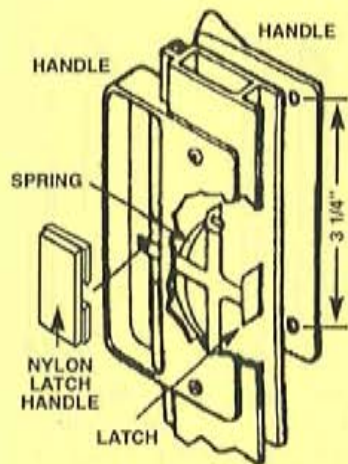


SDH69
CAST KEEPER
HI PROFILE

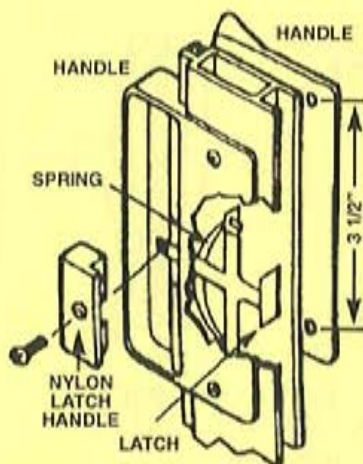
IF IN DOUBT ON ANY PART -- SEND SAMPLE FOR IDENTIFICATION.
WE ARE CONSTANTLY ADDING ADDITIONAL ITEMS TO SERVE YOU BETTER.



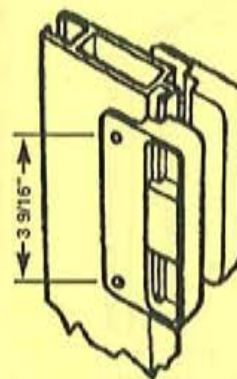
SLIDING SCREEN DOOR LATCHES




PSL 1
UNIVERSAL LATCH



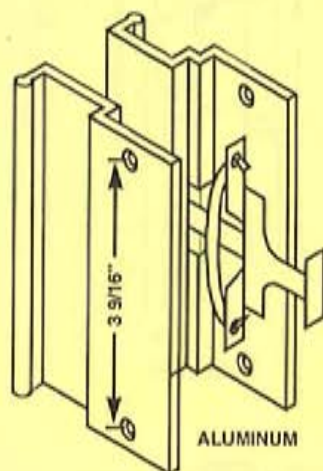
PSL 69
UNIVERSAL LATCH



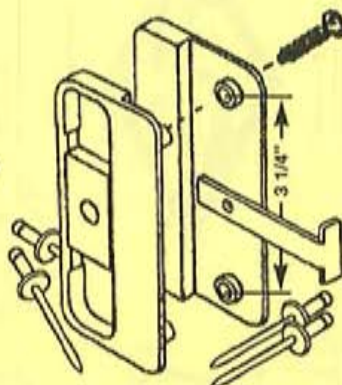
PSL 14
WARREN
STANDARD



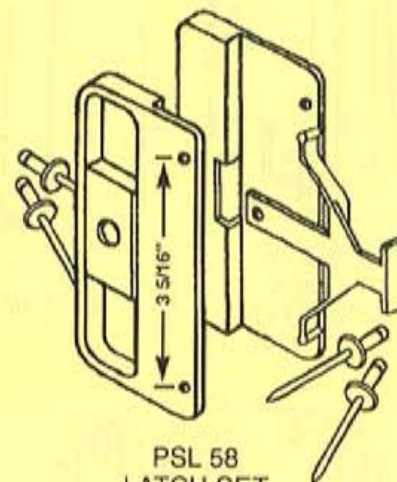
PSL 18
WARREN
TITAN



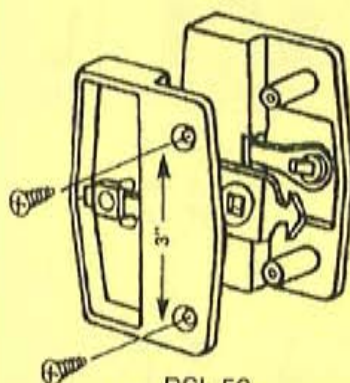
PSL 39
LATCH SET



PSL 71
UNIVERSAL
LATCH



PSL 58
LATCH SET
AMBER



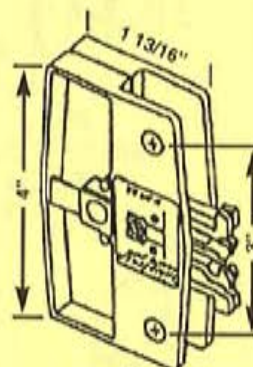
PSL 50
SCREEN LATCH
PSL 59
COLUMBIA PTO



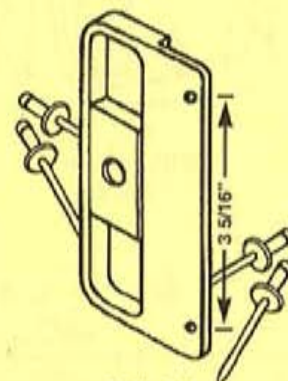
PSL 205BL BLACK
PSL 205N WHITE
SCREEN KEEPER



PSL 51
INTERIOR LATCH
FOR PSL 50 & 59



PSL 63
"THE ANSWER"
LATCH ASMB



PSL 57
LATCH SET
DELUXE

IF IN DOUBT ON ANY PART -- SEND SAMPLE FOR IDENTIFICATION

**#1
IN
SERVICE**



REPLACEMENT HARDWARE Mfg., Inc.

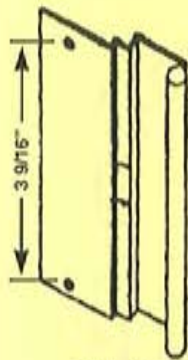
500 West 84th Street ♦ Hialeah ♦ Florida 33014 ♦ USA
305-558-5051 ♦ Fax: 305-557-5239 ♦ Toll Free: 1-800-780-5051
www.rhmfg.com ♦ www.replacement-hardware.com

6B1
SECTION B
REV. 4/03

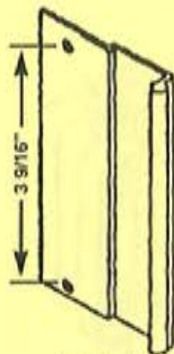
SLIDING SCREEN DOOR LATCHES

SLIDING SCREEN DOOR LATCHES

SLIDING SCREEN DOOR LATCHES



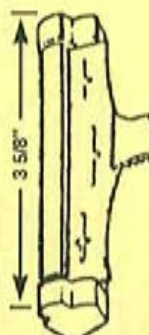
PSL 40
ALUMINUM
INTERIOR




PSL 41
ALUMINUM
EXTERIOR



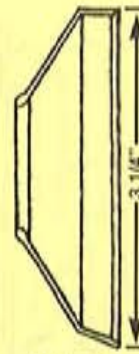
PSL 66
TITAN NEW
INTERIOR



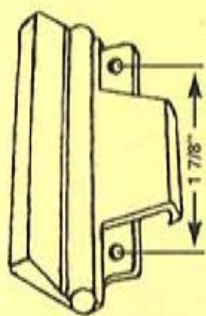
PSL 4
HI LITE



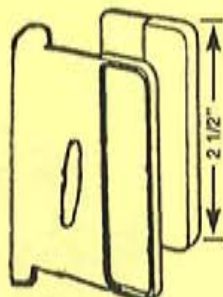
PSL 48
DOOR
PULL



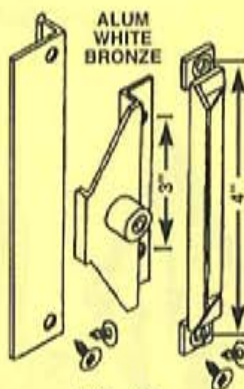
PSL 52
PULL ONLY
NO HOLES



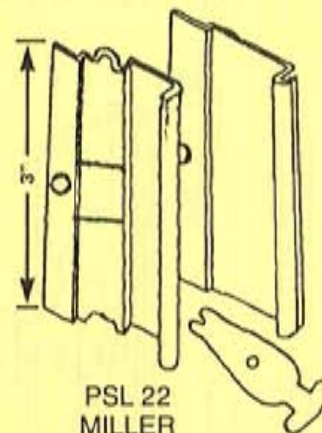
PSL 46
LOOK
NEW STYLE



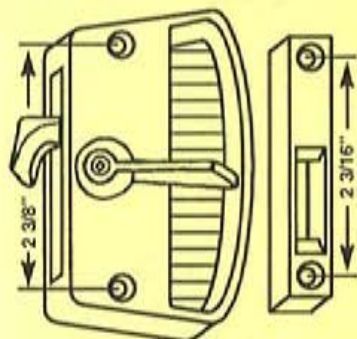
PSL 27
PAN AM



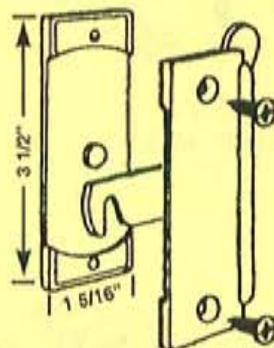
PSL 49
BELLEVUE



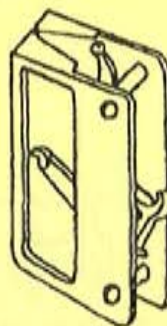
PSL 22
MILLER



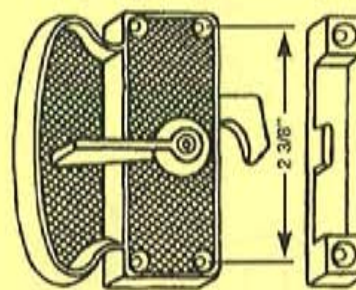
PSL 34
SURFACE MOUNT
LATCH



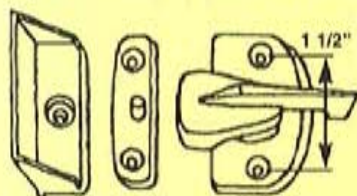
PSL 2
AIR CONTROL
KELLER
DOOR PULL



PSL 9
ANJAC
LATCH



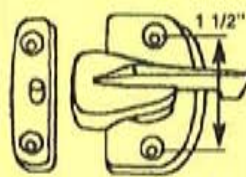
PSL 11
SURFACE MOUNT
LATCH



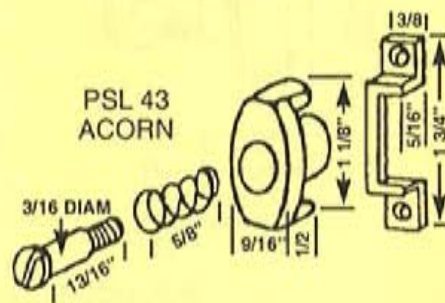
PSL 61
HOWARD
STANDARD



PSL 64
HOWARD
EXT. PULL



PSL 62
HOWARD
DELUXE



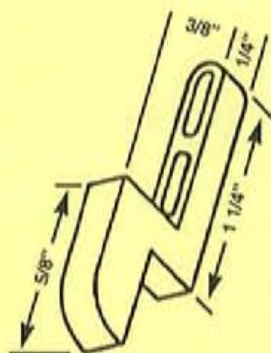
PSL 43
ACORN



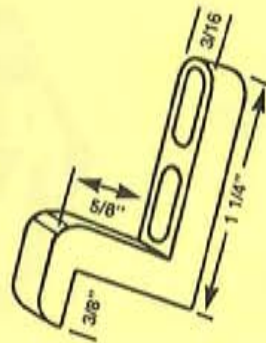
SLIDING SCREEN DOOR KEEPERS



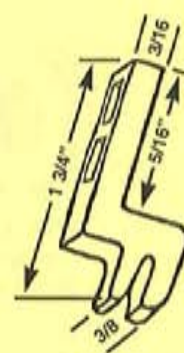
PSL 201
HANDED
KEEPER



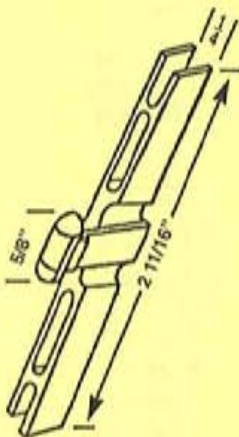
PSL 202
KEEPER



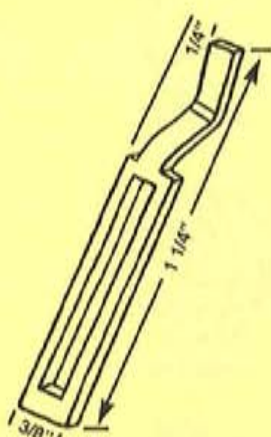
PSL 213
DIE CAST
KEEPER



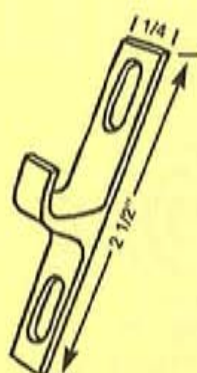
PSL 204
UNIVERSAL
NYLON



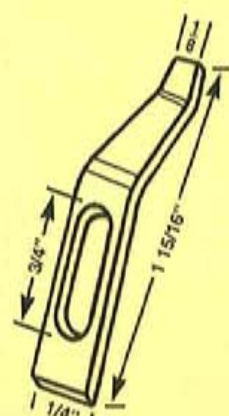
PSL 206
NYLON
KEEPER



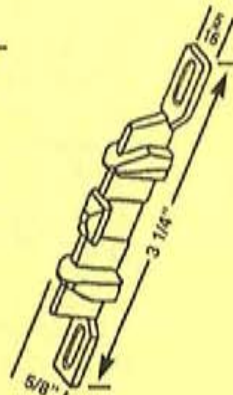
PSL 208
STAMPED
KEEPER



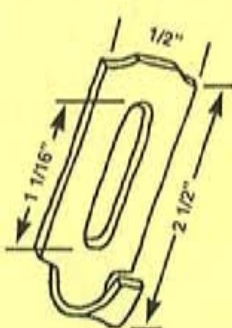
PSL 210
MILLER
EXTRUDED



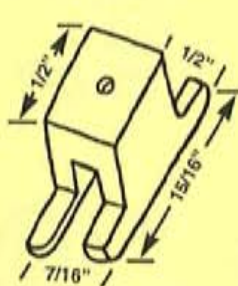
PSL 214
STAMPED
KEEPER



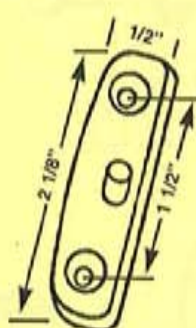
PSL 215
KEEPER
FOR PSL 63



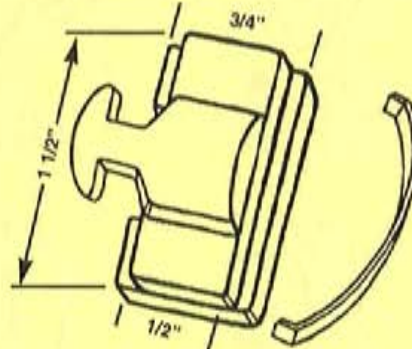
PSL 209
COLUMBIA
STRIKE



PSL 211
PAN AM
KEEPER



PSL 216
HOWARD
KEEPER



PSL 217
CROSSLY/IDA
SCREEN
LATCH

IF IN DOUBT ON ANY PART -- SEND SAMPLE FOR IDENTIFICATION.
WE ARE CONSTANTLY ADDING ADDITIONAL ITEMS TO SERVE YOU BETTER.



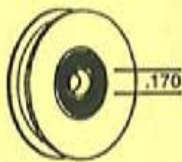
REPLACEMENT HARDWARE Mfg., Inc.

500 West 84 Street, Hialeah, FL 33014

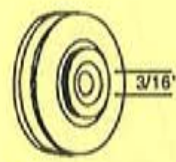
(305) 558-5051 • FAX 305-557-5239 • NATIONAL 800-780-5051

6B3
SECTION B
REV. 1/90

PATIO SCREEN ROLLERS



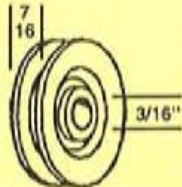
PSR 156
1" BB
ROLLER



PSR 168
1" STEEL
BB ROLLER



PSR 171
7/8" BB
NYLON ROLLER



PSR 110
1" TUCKER



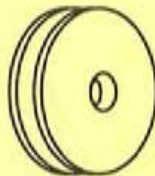
PSR 163
1" NYLON
ROLLER



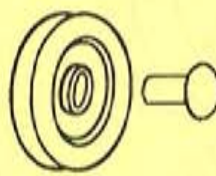
PSR 167
NYLON
ROLLER



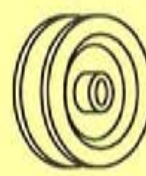
PSR 169
1" NYLON
ROLLER



PSR 157
1 5/32" NYLON
ROLLER



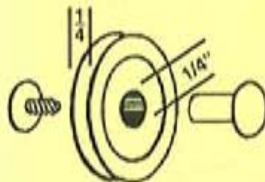
PSR 170
1" NYLON
WHEEL & AXLE



PSR 174
1" WHEEL



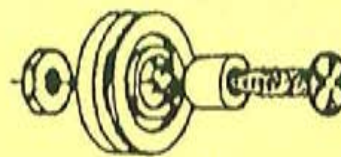
PSR 175
1" WHEEL
FOR TM




PSR 109
AIR CONTROL
1 3/32" WHEEL



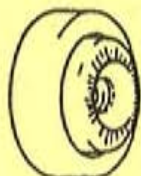
PSR 104
1" NYLON SCREEN
ROLLER W/AXLE



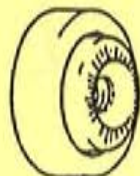
PSR 121
15/16" NYLON
ROLLER



PSR 155
1 1/8" ROLLER
& BUSHING



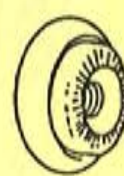
PSR 125
7/8" FLAT
BB WHEEL



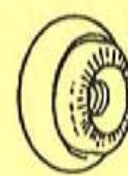
PSR 123
3/4" FLAT
BB WHEEL



FAS 852
8-32 x 3/8"
PAN HD



PSR 126
7/8" OVAL
BB WHEEL



PSR 124
3/4" OVAL
BB WHEEL

IF IN DOUBT ON ANY PART -- SEND SAMPLE FOR IDENTIFICATION.
WE ARE CONSTANTLY ADDING ADDITIONAL ITEMS TO SERVE YOU BETTER.



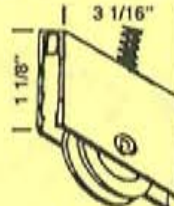
SCREEN DOOR ROLLERS



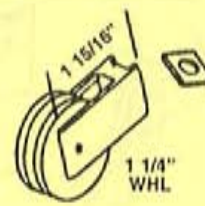
PSR 1 NYLON
PSR 61 STL BB
UNIVERSAL
TOP/BTM RLR



PSR 7 NYLON
PSR 59 STL BB
C SPRING
RLR



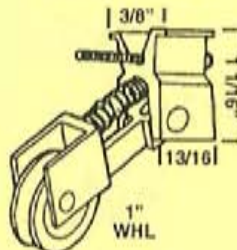
PSR 73
TM
RLR ASMB



PSR 19
DARYL PM
ASMB



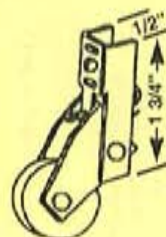
PSR 29
DARYL PM II
ASMB



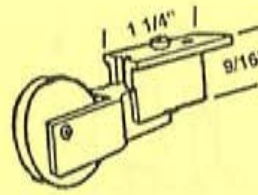
PSR 14
OLD
MILLER



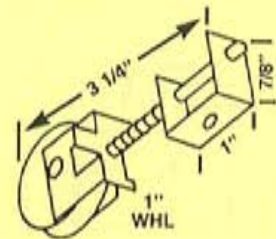
PSR 89
OLD, OLD
MILLER



PSR 84
PEACHTREE



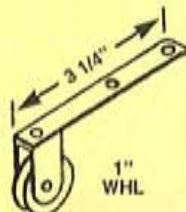
PSR 36
SILVERLINE
ASMB



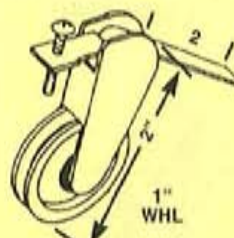
PSR 16
OLD
CROSSLY



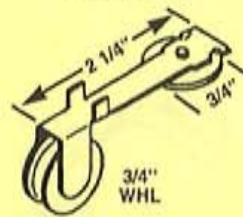
PSR 11
TENSION
ROLLER



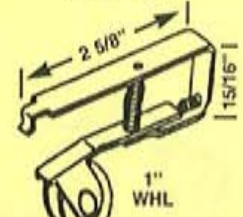
PSR 8
SPRING
ROLLER



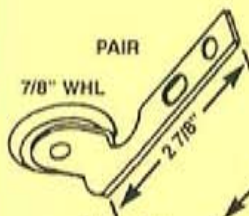
PSR 9 NYLON
PSR 63 STEEL
ADJ. RLR. ASMB



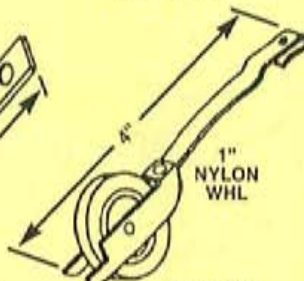
PSR 22
ARCADIA
TOP RLR GUIDE



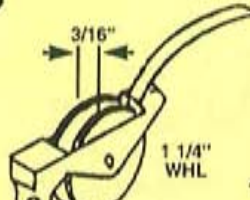
PSR 18
JONES
OLD MILLER
VAR. MFG.



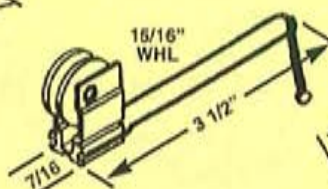
PSR 40
TOP ROLLER
& BRACKET



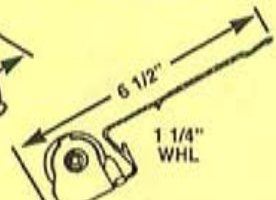
PSR 98
ASMB



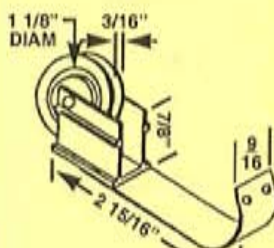
PSR 45



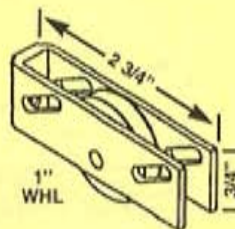
PSR 28
DARYL PM II
PR 300



PSR 207
ANDERSEN



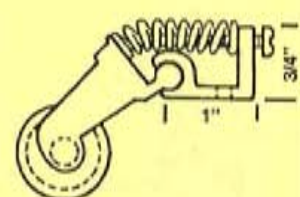
PSR 76
PEACHTREE
CITATION 3



PSR 92
ALUMINUM
BRACKET



PSR 72
REPL. NYLON
PARTS FOR PSR 52



PSR 52 NYLON
PSR 53 STEEL
YALE OGRON

SCREEN DOOR ROLLERS

#1
IN
SERVICE



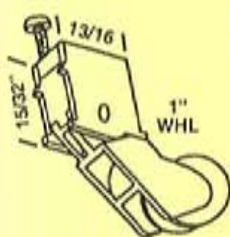
REPLACEMENT HARDWARE Mfg., Inc.

500 West 84th Street ♦ Hialeah ♦ Florida 33014 ♦ USA
305-558-5051 ♦ Fax: 305-557-5239 ♦ Toll Free: 1-800-780-5051
www.rhmfg.com ♦ www.replacement-hardware.com

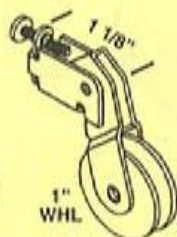
6C2
SECTION C
REV. 4/03

SCREEN DOOR ROLLERS

SCREEN DOOR ROLLERS



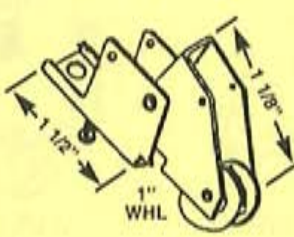
PSR 83
PEACHTREE
ASMB



PSR 86
PEACHTREE
ASMB




PSR 87
ROLLER
ASMB



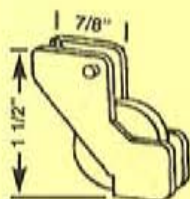
PSR 80
ROLLER
ASMB



PSR 75
LAWSON
ASMB



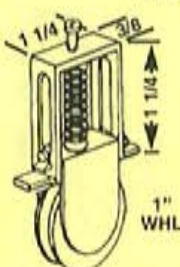
PSR 55
EXPLORA
ASMB



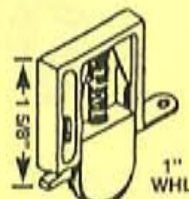
PSR 88
OLD, OLD
HARCAR



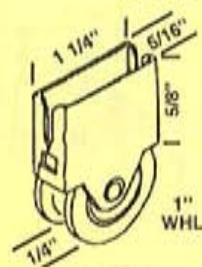
PSR 94
ADJ.
ROLLER ASMB




PSR 15 STEEL BB
PSR 77 ALL PLASTIC
CBC UNIFIT



PSR 51
ADJ.
ROLLER ASMB



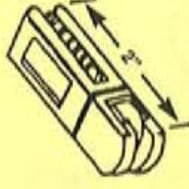
PSR 201
REPL.
ROLLER



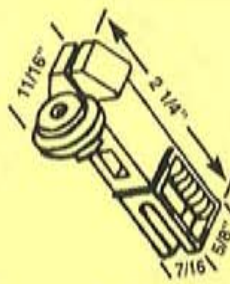
PSR 66
LOOK
TOP



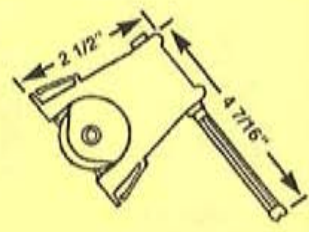
PSR 67
LOOK
BOTTOM



PSR 31
LOOK



PSR 26
LOOK
TOP



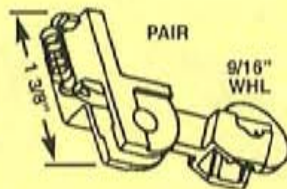
PSR 182
ANDERSEN



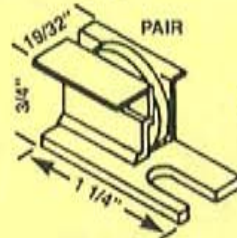
PSR 81
TM TOP
RLR ASMB



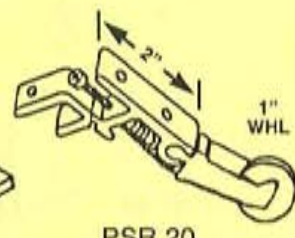
PSR 78 NYLON MI ASMB
PSR 79 STEEL MI ASMB



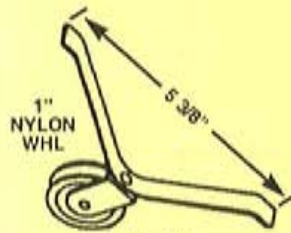
PSR 21
HOWARD TOP



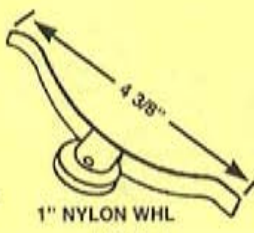
PSR 35
HOWARD BTM



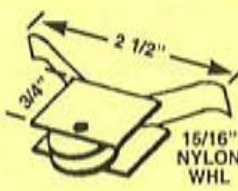
PSR 20
EXTR CORNER
ASMB



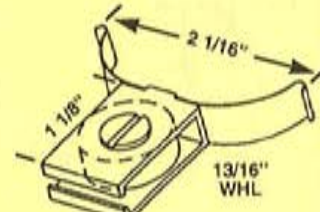
PSR 5
TENSION
SPRING RLR



PSR 6
TENSION
SPRING RLR



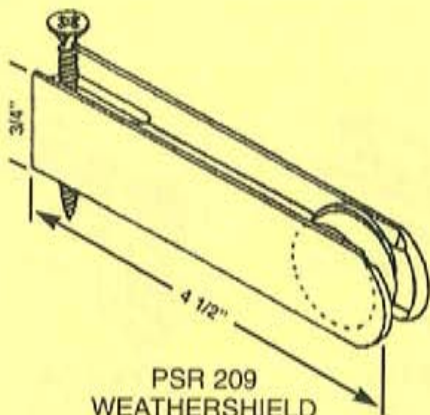
PSR 2
AIR CONTROL
ROLLER



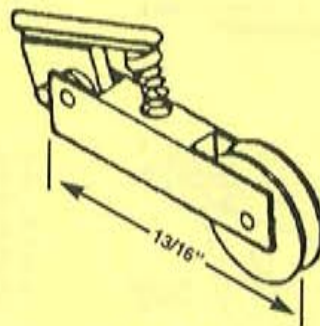
PSR 153
CROFT 720
ROLLER



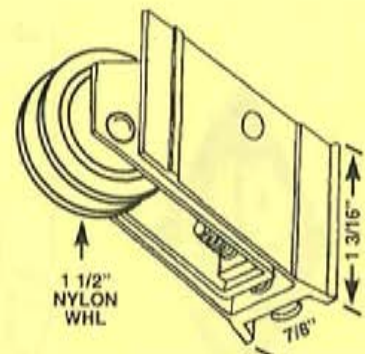
PATIO SCREEN DOOR ROLLERS



PSR 209
WEATHERSHIELD
ROLLER ASMB

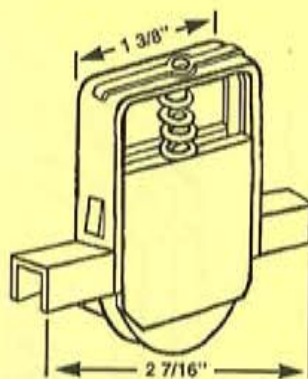


PSR 30
ROLLER ASMB

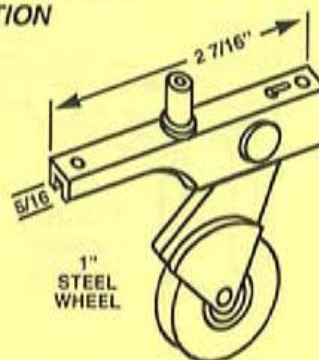


PSR 62
ROLLER
ASMB

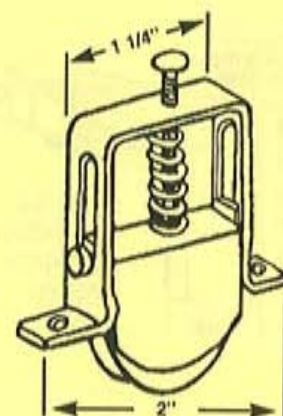
IF IN DOUBT ON ANY
PART -- SEND SAMPLE FOR
IDENTIFICATION



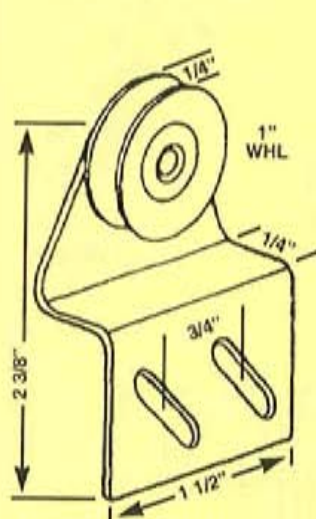
PSR 202
SCREEN ROLLER
NYLON



PSR 97
ROLLER
ASMB



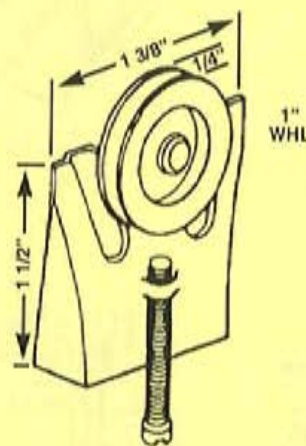
PSR 27
COLUMBIA
SCREEN ROLLER
NYLON



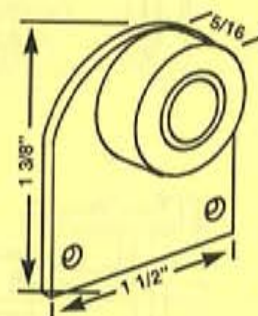
PSR 37
STEEL BB
ROLLER ASMB



PSR 38
STEEL BB
ROLLER ASMB



PSR 34
STEEL BB
ROLLER ASMB



PSR 91
7/8" ROLLER
& REPL.
BRACKET

PATIO SCREEN DOOR ROLLERS

**#1
IN
SERVICE**

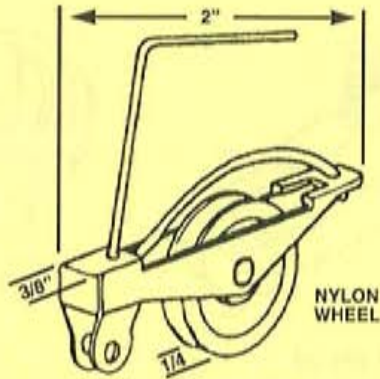


REPLACEMENT HARDWARE Mfg., Inc.

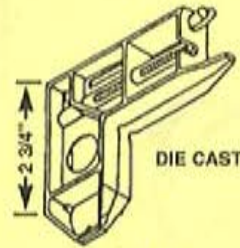
500 West 84th Street ♦ Hialeah ♦ Florida 33014 ♦ USA
305-558-5051 ♦ Fax: 305-557-5239 ♦ Toll Free: 1-800-780-5051
www.rhmfg.com ♦ www.replacement-hardware.com

6C4
SECTION C
REV. 4/03

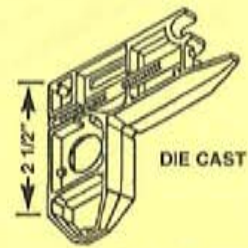
PATIO SCREEN DOOR ROLLERS



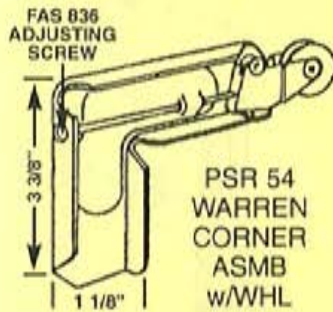
PSR 65 1" WHEEL
PSR 68 1 1/4" WHEEL
SPRING TENSION ROLLER



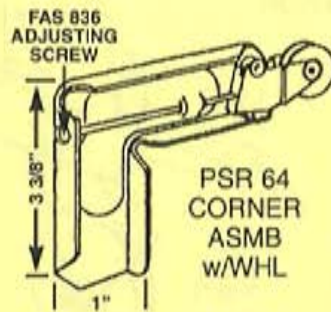
PSR 69
CORNER
FOR PSR 65 & 68



PSR 208
CORNER



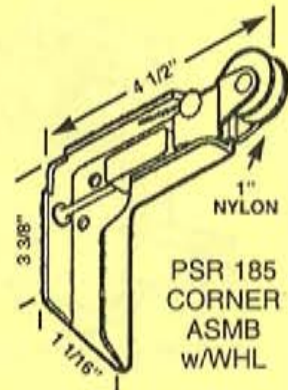
PSR 54
WARREN
CORNER
ASMB
w/WHL



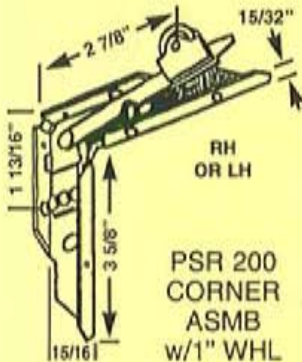
PSR 64
CORNER
ASMB
w/WHL



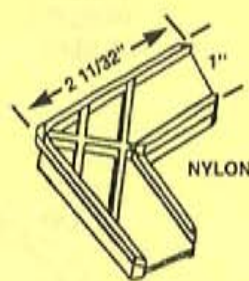
PSR 300
REPLACEMENT
WHEEL SET
FOR PSR 54 & 64



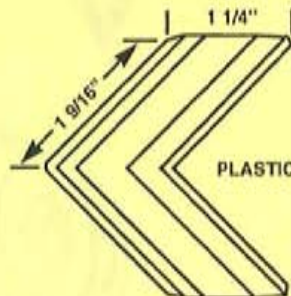
PSR 185
CORNER
ASMB
w/WHL



PSR 200
CORNER
ASMB
w/1" WHL



PSR 82
CORNER



PSR 179
TITAN
SHIM



PSR 99
CORNER
HI



PSR 96
EXTRUDED
CORNER



PSR 85
TITAN CORNER

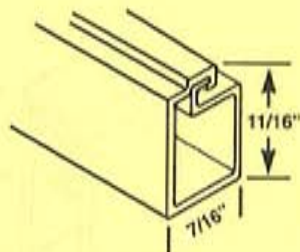


PSR 178
TITAN CORNER

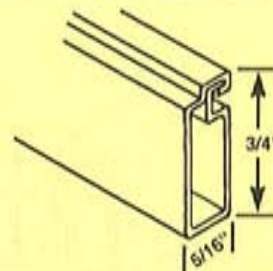
IF IN DOUBT ON ANY PART -- SEND SAMPLE FOR IDENTIFICATION



WINDOW SCREEN FRAMES



WSS 15
7/16" x 1 1/16"
19 GAUGE
12'6" STOCK LGTHS.
120 PCS./1500' PER CTN.



WSS 11
5/16" x 3/4" - 19 GAUGE
12' 6" STOCK LGTHS.
160 PCS. / 2000' PER CTN.
ALSO AVAILABLE:
8' STOCK LGTHS/10 PCS/CTN.



WCK 15
CORNER
LOCK



WCK 42
NO MITER
PLASTIC



WCK 41
MITER
PLASTIC



WCK 11
CORNER
LOCK



WCK 40
NO MITER
PLASTIC



WCK 3
MITER
PLASTIC



WSC 188
CORNER
LEAF
SPRING



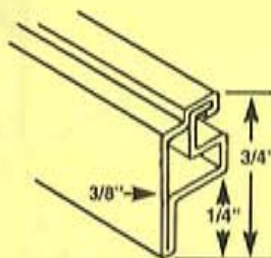
WSC 56
LEAF TENSION
SPRING
STAINLESS
STEEL



WSV 9
SPLINE
.143/.145
BLACK OR
GRAY

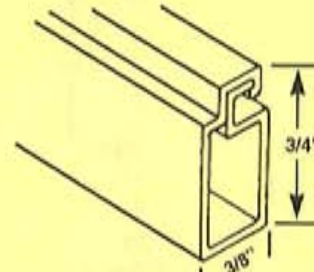


WSL 3
1" PULL TAB
BLACK
OR WHITE



WSS 55
3/8" x 3/4"
19 GAUGE
12'6" STOCK LGTHS.
170 PCS./2125' PER CTN.

**FRAMES
AVAILABLE IN:
MILL FINISH,
ANODIZED
OR PAINTED
WHITE,
BRONZE**



WSS 88
3/8" x 3/4"
19 GAUGE
12'6" STOCK LGTHS.
130 PCS./1625' PER CTN.



WCK 55
CORNER
LOCK



WCK 56
MITER
PLASTIC



WCK 88
CORNER
LOCK



WCK 90
NO MITER
PLASTIC



WCK 89
MITER
PLASTIC

IF IN DOUBT ON ANY PART -- SEND SAMPLE FOR IDENTIFICATION.
WE ARE CONSTANTLY ADDING ADDITIONAL ITEMS TO SERVE YOU BETTER.



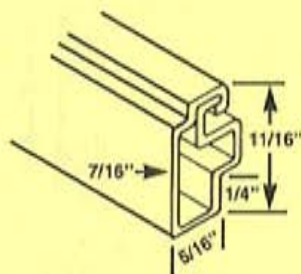
REPLACEMENT HARDWARE Mfg., Inc.

500 West 84th Street ♦ Hialeah ♦ Florida 33014 ♦ USA
305-558-5051 ♦ Fax: 305-557-5239 ♦ Toll Free: 1-800-780-5051
e-mail: info@rhmf.com ♦ website: www.rhmf.com

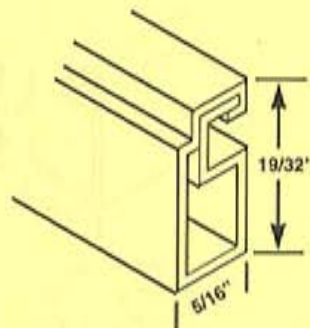
6D1
SECTION D
REV. 11/99

WINDOW SCREEN FRAMES

WINDOW SCREEN FRAMES



WSS 6
7/16" x 11/16"
19 GAUGE
12'6" STOCK LGTHS.
126 PCS./1575' PER CTN.



WSS 12
5/16" x 19/32"
19 GAUGE
12'6" STOCK LGTHS.



WCK 6
CORNER
LOCK



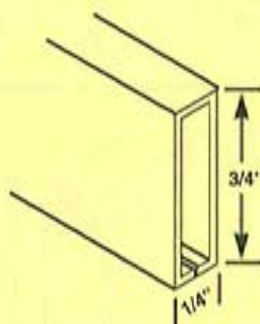
WSC 13
SWIVEL CLIP
5/16"



WCK 12
CORNER
KEY

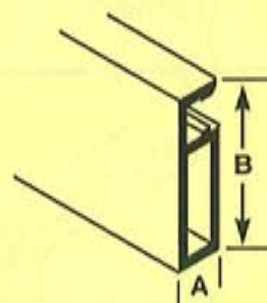


WCK 38
SCREEN CORNER
FOR WSS 12



WSS 20
CROSS BRACE
1/4" x 3/4"
19 GAUGE
12'6" STOCK LGTHS.

**FRAMES
AVAILABLE IN:
MILL FINISH,
ANODIZED
OR PAINTED
WHITE,
BRONZE**

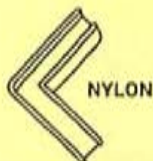


	A	B
WSS 68	5/16"	1"
WSS 69	7/16"	1"
EXTRUDED		
14' STOCK LGTHS.		
.050 6063T5		

OTHER CORNER KEYS AVAILABLE



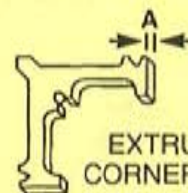
WCK 8
CORNER KEY
FOR SEC 11



WCK 35
CORNER KEY
.310/395



WCK 21
CROSS BRACE
CLIP



**EXTRUDED
CORNER LOCK**

	A
WCK 68	.192"
WCK 69	.313"


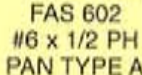
IF IN DOUBT ON ANY PART -- SEND SAMPLE FOR IDENTIFICATION.
WE ARE CONSTANTLY ADDING ADDITIONAL ITEMS TO SERVE YOU BETTER.

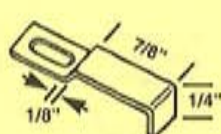
WINDOW SCREEN FRAMES



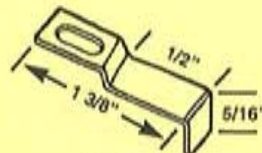
SCREEN FRAME STORM SASH HARDWARE

	A	B
WSC 10	9/16"	3/16"
WSC 183	5/8"	5/16"
WSC 174	11/16"	1/8"
WSC 149	11/16"	3/16"
WSC 31	11/16"	1/4"
WSC 8	11/16"	5/16"
WSC 142	3/4"	3/16"
WSC 6	3/4"	1/4"
WSC 141	3/4"	1/4"
WSC 65	13/16"	3/16"
WSC 173	7/8"	1/4"
WSC 1	7/8"	5/16"
WSC 5	1"	1/4"

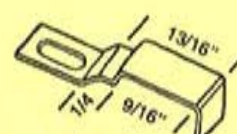
	FAS 802 #8 x 1/2 PH PAN TYPE A
	FAT 128 #10 x 5/16 SL PAN TYPE B



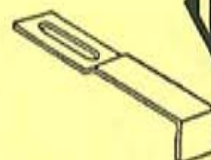
WSC 9
7/8" STRETCH
CLIP



WSC 2
MODIFIED "L"
CLIP



WSC 4
AIR CONTROL



WSC 53
STRETCH CLIP



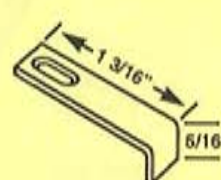
WSC 3
"L" STRETCH CLIP



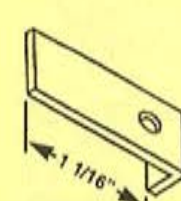
WSC 171
OLD ARNOLD



WSC 180
"Z" CLIP



WSC 196
"L" CLIP



WSC 176
STRETCH CLIP



WSC 21
WING CLIP



WSC 104
WING CLIP



WSC 152
DIMPLE CLIP



WSC 145
SWIVEL



WSC 90
1/2" SWIVEL



WSC 151
ANDERSON
JAL



WSC 158
PRESSURE
CLIP



WSC 110
1/8" SPACER
WSC 111
5/16" SPACER



WSC 23
7/16" SWIVEL
CLIP



WSC 35
3/8" SWIVEL
CLIP



WSC 71
SWIVEL
CLIP



WSC 22
MIAMI
SCREEN CLIP



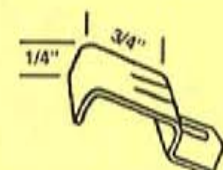
WSC 83
CLIP



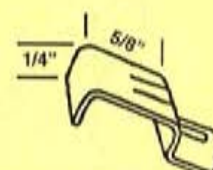
WSC 69
CLEARVIEW
TURN CLIP



WSC 147
SWIVEL
LATCH



WSC 30
OLD
AIR CONTROL



WSC 45
NEW
AIR CONTROL

IF IN DOUBT ON ANY PART -- SEND SAMPLE FOR IDENTIFICATION.
WE ARE CONSTANTLY ADDING ADDITIONAL ITEMS TO SERVE YOU BETTER.



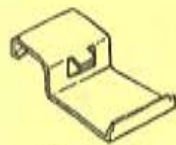
REPLACEMENT HARDWARE Mfg., Inc.

500 West 84 Street, Hialeah, FL 33014

(305) 558-5051 • FAX 305-557-5239 • NATIONAL 800-780-5051

6D3
SECTION D
REV. 1/98

SCREEN FRAME STORM SASH HARDWARE



WSC 130
PULL




WSC 157
PULL



WSC 120
TOP SUPPORT



WSC 132
CLIP



WSC 134
300 SERIES



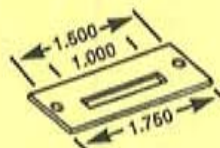
WSC 160
TA



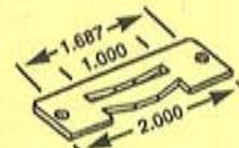
WSC 161
TA



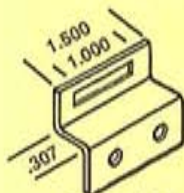
WSC 164
HANGER



WSC 156
STRIKE




WSC 97
STRIKE



WSC 101
HANGER



WSC 159
HANGER



WSC 118
HANGER



WSC 119
HANGER



WSC 115
KEEPER



WSC 127
HANGER



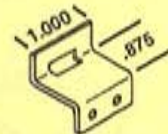
WSC 166
HANGER



WSC 131
SILL



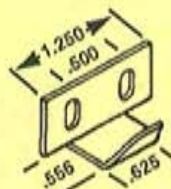
WSC 162
HANGER BODY



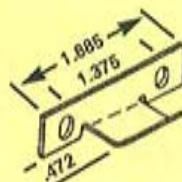
WSC 163
HANGER



WSC 98
HANGER



WSC 100
HANGER



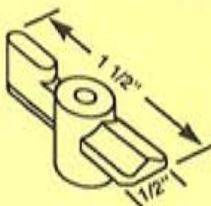
WSC 102
HANGER



WSC 124
SWIVEL



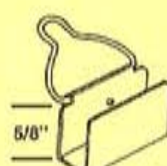
WSC 153
SWIVEL



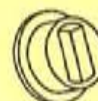
WSC 210
TURN
LATCH



WSC 211
HOWARD
SCREEN CLIP



WSC 155
LATCH
LIFT



WSC 178
LATCH
CATCH



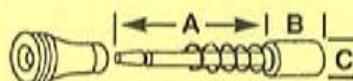
WSC 112
5/32"
GROMMET

IF IN DOUBT ON ANY PART -- SEND SAMPLE FOR IDENTIFICATION.
WE ARE CONSTANTLY ADDING ADDITIONAL ITEMS TO SERVE YOU BETTER.

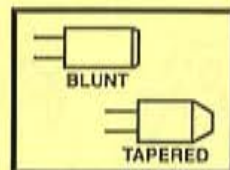


SCREEN FRAME STORM SASH HARDWARE

PLASTIC

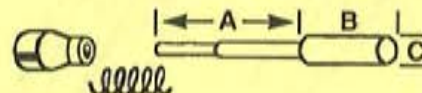


	A	B	C	TIP
WSC 168	5/8"	5/16"	5/32"	T
WSC 48	11/16"	5/16"	7/32"	B
WSC 42	3/4"	5/16"	7/32"	B
WSC 43	3/4"	5/16"	7/32"	T
WSC 189	3/4"	5/16"	7/32"	B

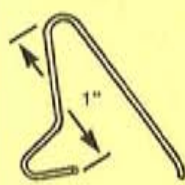


TOL 100
STEP DRILL
FOR
SCREEN
PLUNGER

METAL



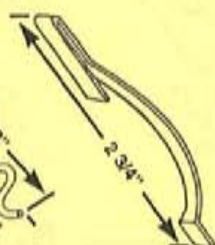
	A	B	C	TIP
WSC 205	5/8"	5/16"	3/16"	B
WSC 72	11/16"	5/16"	7/32"	T
WSC 137	3/4"	5/16"	3/16"	T
WSC 86	3/4"	5/16"	7/32"	B
WSC 204	7/8"	1/2"	1/4"	B



WSC 62
WIRE
TENSION
SPRING



WSC 187
RAM
HORN
SPRING



WSC 188
CORNER
LEAF
SPRING



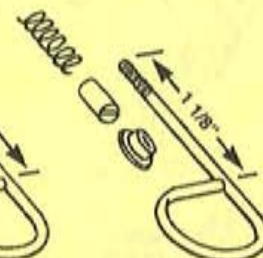
WSC 56
FLAT
TENSION
SPRING



WSC 57
SCREEN
LOOP
LATCH



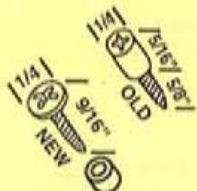
WSC 74 1 5/8"
WSC 167 1"



WSC 91
PLUNGER
LOOP



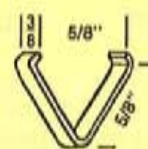
FAS 53
BALL
HEAD
SCREW



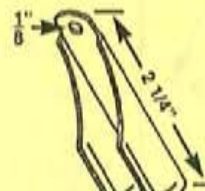
WSC 92
ACORN
PIVOT
POST



WSC 93
ACORN
LATCH



WSC 82
SECURITY



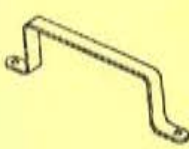
WSC 68
5/16" FRICTION
HANGER



WSC 60
SCREEN
LATCH



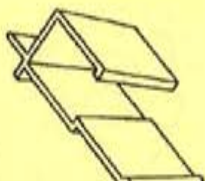
WSC 116
PLUNGER



WSL 7
1/4" FLAT
HANDLE
3 9/16 o.a.



WSL 6
RETRACTABLE
WIRE
LIFT 1"



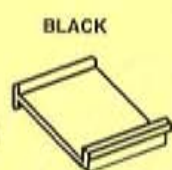
WSC 198
ESP
SCREEN
RETAINER



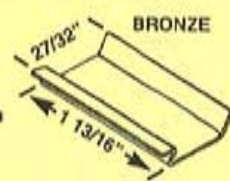
WSC 148
NEW
KELLER



WSL 3
1"
PLASTIC
PULL



WSL 4
VINYL
PULL



WSL 5
METAL
LIFT

IF IN DOUBT ON ANY PART -- SEND SAMPLE FOR IDENTIFICATION.
WE ARE CONSTANTLY ADDING ADDITIONAL ITEMS TO SERVE YOU BETTER.



REPLACEMENT HARDWARE Mfg., Inc.

500 West 84 Street, Hialeah, FL 33014

(305) 558-5051 • FAX 305-557-5239 • NATIONAL 800-780-5051

6D5
SECTION D
REV. 1/98

SCREEN FRAME STORM SASH HARDWARE



WSC 18
1/4"
"C" CLIP



WSC 19
5/16"
"C" CLIP



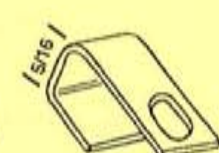
WSC 32
3/8"
"C" CLIP




WSC 20
A-4
SCREEN CLIP



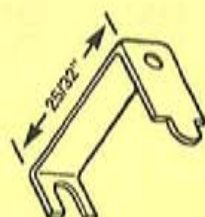
WSC 108
7/16"
"C" CLIP



WSC 33
CLIP



WSC 150
5/8"
"C" CLIP



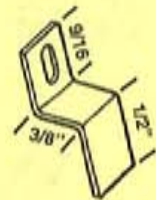
WSC 179
29/32"
"C" CLIP



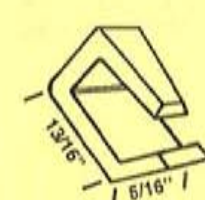
WSC 154
LANCED
SLIDE



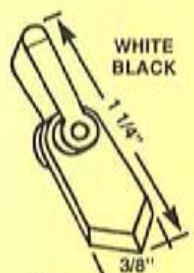
WSC 76
5/8"
SLIDE



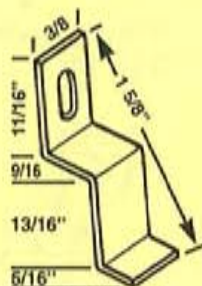
WSC 80
SS
KEEPER



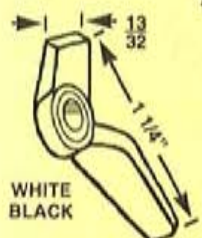
WSC 182
MILLER
RETAINER



WSC 199
POINTER
CLIP

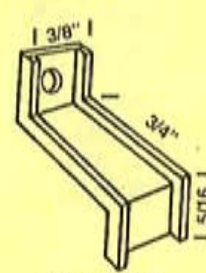


WSC 197
VT PGT
CLIP

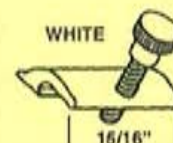


WSC 70
SWIVEL LATCH

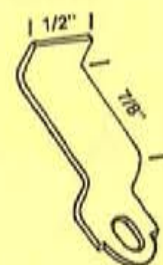
PLASTIC		DIE CAST	
	A		A
WSC 17	FLAT	WSC 185	1/32"
WSC 16	1/16"	WSC 175	1/16"
WSC 15	3/16"	WSC 63	1/8"
WSC 107	3/16"	WSC 172	3/16"
WSC 14	1/4"	WSC 144	1/4"
WSC 13	5/16"	WSC 66	5/16"
WSC 12	3/8"	WSC 129	3/8"
WSC 11	7/16"	WSC 181	7/16"



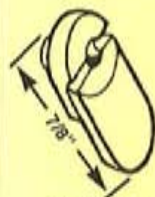
WSC 200
SECURITY
CLIP



WSC 212
SCREEN
CLIP



WSC 81
TM




WSC 25
1/32" NYLON
OFFSET
CLIP



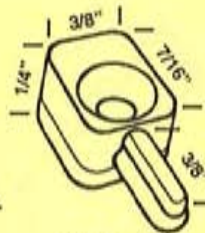
WSC 26
FLAT NYLON
WING
CLIP



WSC 186
KELLER
TILT



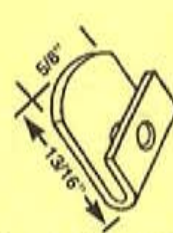
WSC 27
DOUBLE END
WING CLIP
NYLON



WSC 201
APL ATW
CLIP
BLACK



WSC 105
DIE CAST



WSC 133
BASE

IF IN DOUBT ON ANY PART -- SEND SAMPLE FOR IDENTIFICATION.
WE ARE CONSTANTLY ADDING ADDITIONAL ITEMS TO SERVE YOU BETTER.




ALUMINUM & FIBERGLASS SCREEN WIRE

FIBERGLASS SCREENING

100 Lineal Feet per Roll

PART #	SIZE	COLOR	LENGTHS
SWC 1	18 x 16	GRAY	
SWC 2	18 x 16	CHARCOAL	
SWC 4	18 x 16	BRONZE	
SWC 5	18 x 14	GRAY	
SWC 6	18 x 14	CHARCOAL	
SWC 7	18 x 14	AQUA	
SWC 8	20 x 20	CHARCOAL	
SWC 30	FLORIDA GLASS		36" - 72"
SWC 35	SUNSCREEN		36", 48", 72", 84"



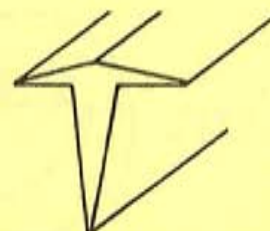
To re-screen doors and windows, choose the proper spline. After the proper screening material has been placed across the frame, insert the spline in the channel with a roller, hammer or block of wood. By adjusting the spline in the groove, you can secure the right amount of tension for a neat fit.

ALUMINUM SCREENING

SWC 20	18x16 MESH	.011" Diameter 5056 Alclad Wire	
	Lgths:	24, 28, 30, 34, 36, 38, 42, 44, 48, 54, 60, 72	

REPLACEMENT SPLINE FOR METAL & FIBERGLASS SCREENING

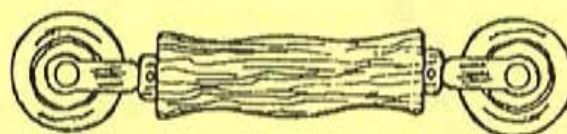
CONTACT CUSTOMER SERVICE FOR OTHER SIZES & COLORS



HOLLOW VINYL SPLINE

PART #	DIAM. INCHES	FEET PER ROLL
WSV 1	.125	2,000
WSV 2	.140	2,000
WSV 9	.143	2,000
WSV 3	.165	1,500
WSV 4	.180	1,000
WSV 5	.190	1,000
WSV 10	.200	1,000
WSV 11	.210	1,000
WSV 6	.220	1,000
WSV 12	.230	1,000
WSV 13	.240	750
WSV 14	.250	750

WSV 16
"T" SPLINE
400'
PER ROLL



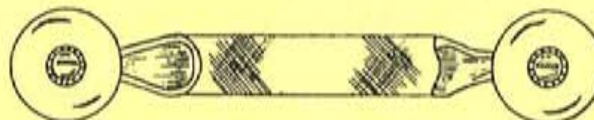
TOL 20
SCREEN & SPLINE INSTALLATION TOOL
WOOD HANDLE WITH 2" DIAMETER
STEEL BALL BEARING WHEELS

FLAT VINYL SPLINE

PART#	DIAM. INCHES	FEET PER ROLL
WSV 8	.305-.310	1,000

SERRATED SPLINE

PART #	DIAM. INCHES	FEET PER ROLL
WSV 21	.145	2,000
WSV 26	.235	1,000



TOL 10
SCREEN & SPLINE INSTALLATION TOOL
REPLACEABLE NYLON BALL BEARING WHEELS

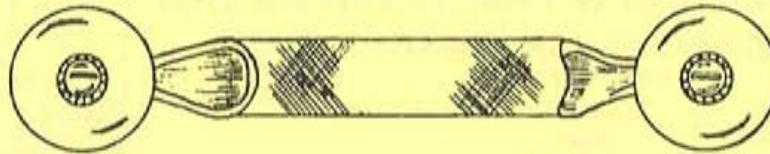


REPLACEMENT HARDWARE Mfg., Inc.

500 West 84th Street ♦ Hialeah ♦ Florida 33014 ♦ USA
305-558-5051 ♦ Fax: 305-557-5239 ♦ Toll Free: 1-800-780-5051
e-mail: info@rhmf.com ♦ website: www.rhmf.com

6E1
SECTION E
REV. 11/09

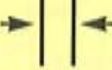
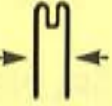
TOL 10
SCREEN &
SPLINE
INSTALLATION
TOOL

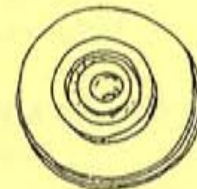
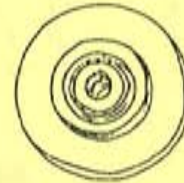


REPLACEABLE NYLON BALL BEARING WHEELS
(SUPPLIED WITH .165" & .220" CONCAVE ROLLERS)

**WILL NOT TEAR
OR CUT
SCREEN WIRE
OR SPLINE!**

REPLACEMENT ROLLERS

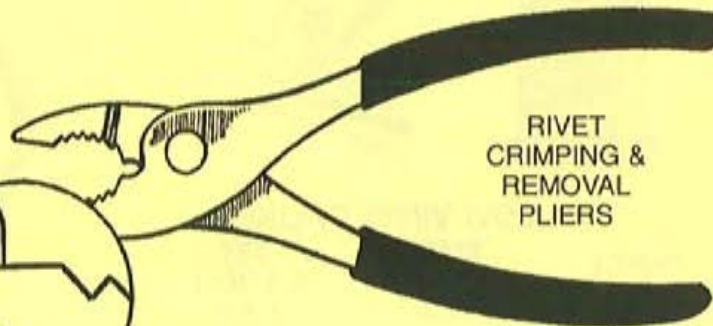
PART #	DIAM. INCHES	TYPE	
TOL 11		PRE-ROLLER CONVEX-SMALL	→  ← CONVEX
TOL 15		PRE-ROLLER CONVEX-LARGE	
TOL 12	.140	CONCAVE	→  ← CONCAVE
TOL 13	.165	CONCAVE	
TOL 14	.190	CONCAVE	
TOL 16	.220	CONCAVE	



TOL 50
RIVET
BALANCE
SETTING
TOOL



TOL 51
RIVET
BALANCE
TAKE OUT
TOOL



RIVET
CRIMPING &
REMOVAL
PLIERS



**IF IN DOUBT ON
ANY PART SEND SAMPLE FOR
IDENTIFICATION**



TOL 40
KELLER
SQUARE
SEC. TOOL



TOL 41
5/32" HEX KEY
FOR PDS 16



E-RING INSTALLATION TOOL


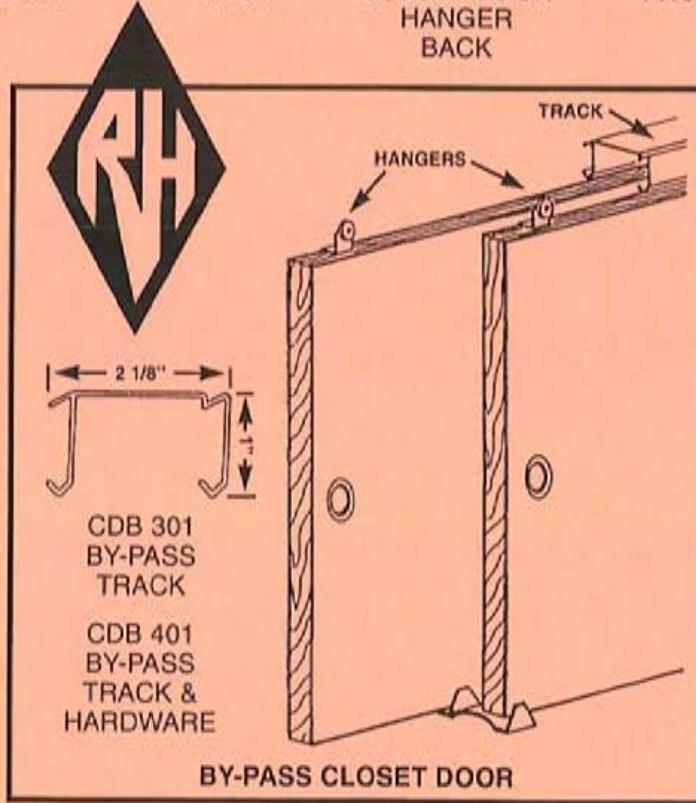
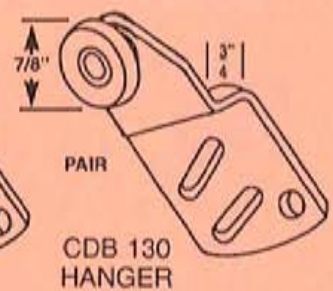
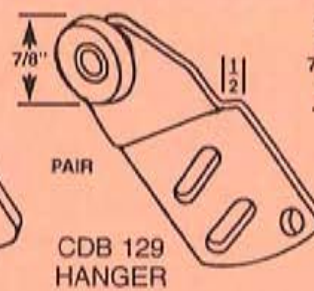
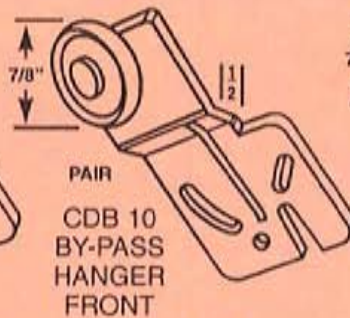
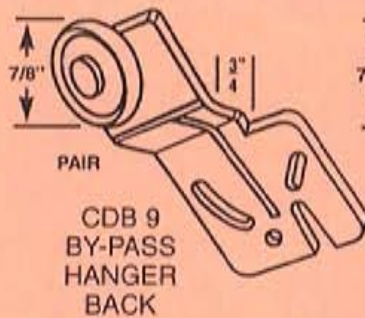
PART #	SIZE
TOL 21	3/16"
TOL 25	1/4"
TOL 31	



TOL 100
STEP DRILL
FOR SCREEN
PLUNGER



BY-PASS CLOSET DOOR

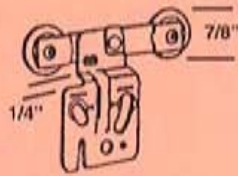


REPLACEMENT HARDWARE Mfg., Inc.

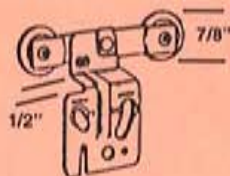
500 West 84 Street, Hialeah, FL 33014
(305) 558-5051 • FAX 305-557-5239 • NATIONAL 800-780-5051

7A1
SECTION A
REV. 7/99

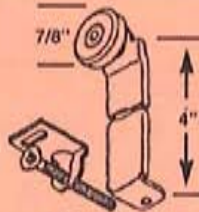
BY-PASS CLOSET DOOR



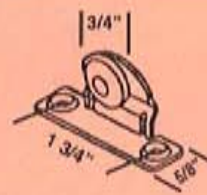
CDB 12
DOUBLE WHEEL
HANGER FRONT



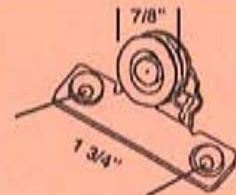
CDB 13
DOUBLE WHEEL
HANGER BACK



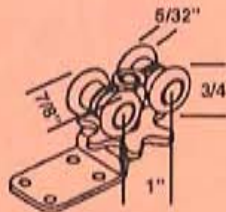
CDB 24
CLOSET DOOR
HANGER



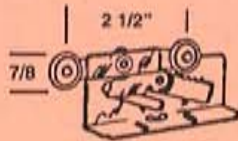
CDB 23
CLOSET DOOR
HANGER



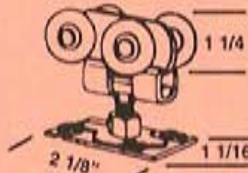
CDB 118
POCKET
HANGER



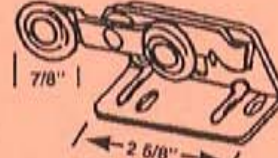
CDB 25
ADJ. TOP MOUNT
HANGER



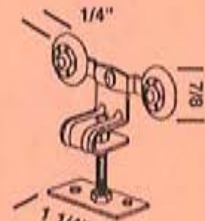
CDB 27
TOPMOUNT
HANGER



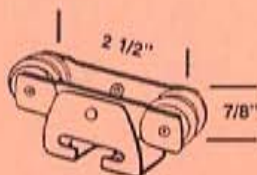
CDB 26
HEAVY DUTY
HANGER



CDB 53
DOUBLE
ROLLER



CDB 44
DOUBLE
ROLLER



CDB 30
CARRIER



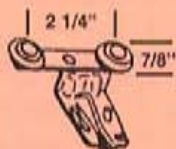
CDB 28
TOP MOUNT
PLATE FOR
CDB 30



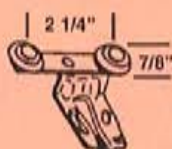
CDB 33
SIDE MOUNT
PLATE FOR
CDB 30



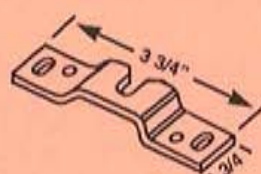
CDB 59
POCKET DOOR
HANGER



CDB 47
DOUBLE ROLLER
FRONT



CDB 48
DOUBLE ROLLER
BACK



CDB 55
MOUNT PLATE
FOR CDB 37-56



CDB 37
4-WHEEL
HANGER



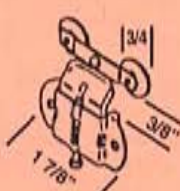
CDB 56
ROL-A-DOR
TANDEM HANGER



CDB 63
CLOSET DOOR
HANGER
FRONT



CDB 66
CLOSET DOOR
HANGER
BACK



CDB 67
CLOSET DOOR
HANGER
FRONT



CDB 68
CLOSET DOOR
HANGER
BACK



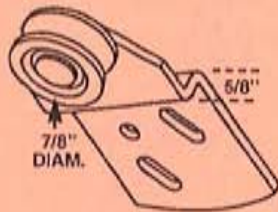
CDB 64
CLOSET DOOR
HANGER
FRONT



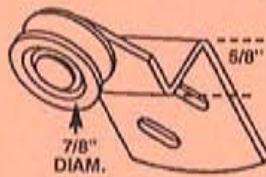
CDB 65
CLOSET DOOR
HANGER
BACK



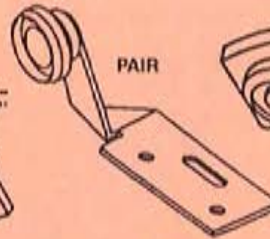
BY-PASS




CDB 5
FRONT



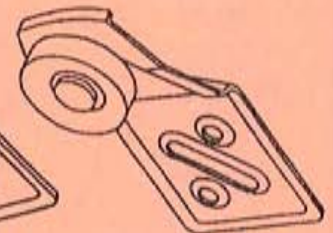
CDB 6
BACK



CDB 74
HANGER



CDB 77
FRONT



CDB 78
BACK



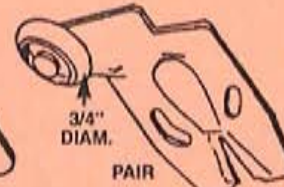
CDB 75
HANGER



CDB 81
FRONT



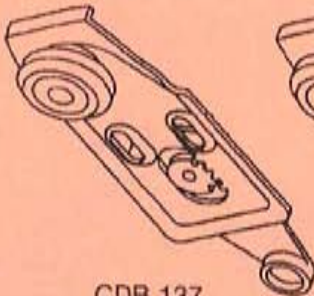
CDB 97
FRONT



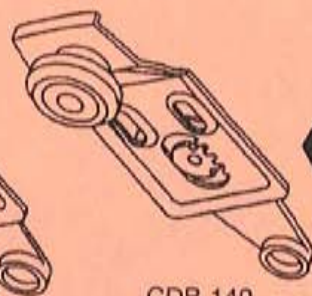
CDB 98
BACK



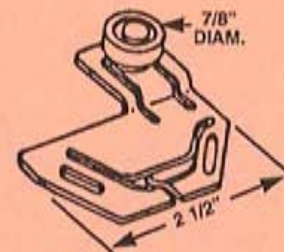
CDB 111
CONCAVE
WHEEL



CDB 137
KENNA FRAME
BACK HANGER



CDB 149
KENNA FRAME
FRONT HANGER




CDB 101
FRONT HANGER




CDB 102
BACK HANGER



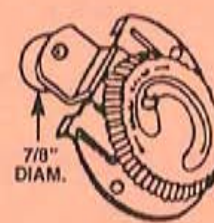
CDB 62
HANGER



CDB 73
KENNA FRAME
HANGER



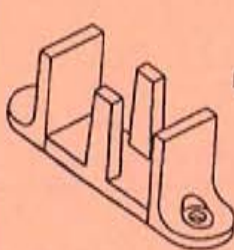
CDB 123
HANGER



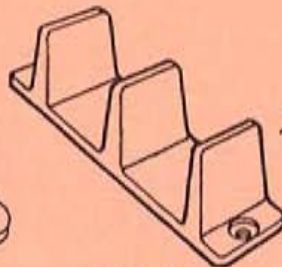
1/8" OFFSET
CDB 99
FRONT
HANGER



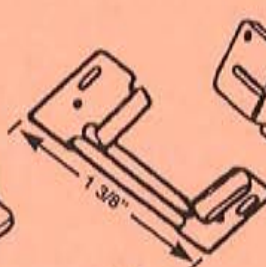
1/2" OFFSET
CDB 100
BACK
HANGER



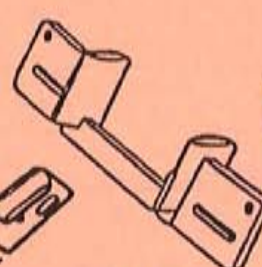
CDB 7
BOTTOM



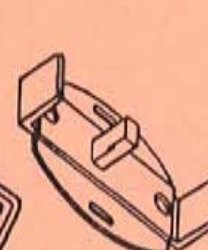
CDB 34
FLOOR GUIDE



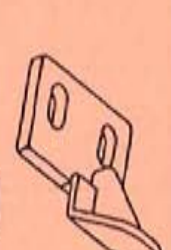
CDB 17
POCKET DOOR
GUIDE



CDB 49
POCKET
GUIDE



CDB 150
GUIDE



CDB 161
ALIGNER



REPLACEMENT HARDWARE Mfg., Inc.

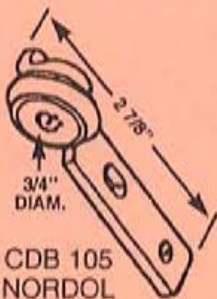
500 West 84 Street, Hialeah, FL 33014
(305) 558-5051 • FAX 305-557-5239 • NATIONAL 800-780-5051

7A3
SECTION A
REV. 4/99

BY-PASS



CDB 104
NORDOL
HANGER



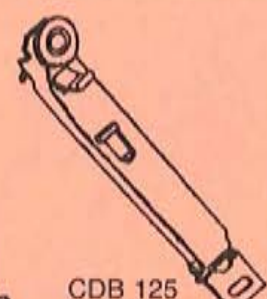
CDB 105
NORDOL
HANGER



CDB 131LH
CDB 132RH
ADJ. BKT.



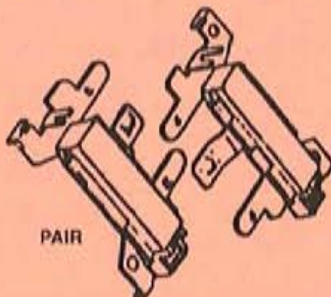
CDB 50
INSERT
W/WHEEL



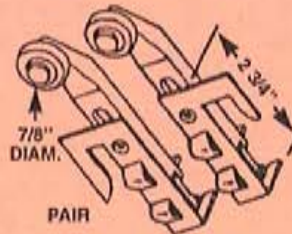
CDB 125
HANGER



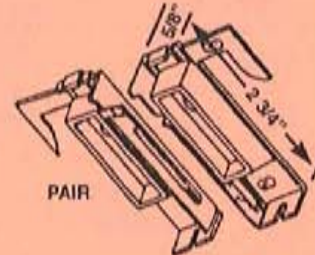
CDB 43
SNAP TOP ROLLER



CDB 42
SNAP BOTTOM GUIDE




CDB 115
TOP ROLLER




CDB 114
BOTTOM GUIDE



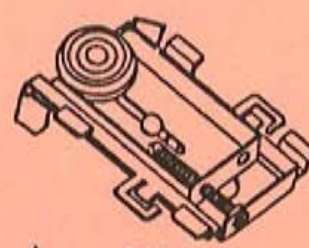
CDB 113
TOP HANGER



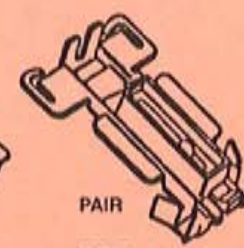
CDB 40
GUIDE



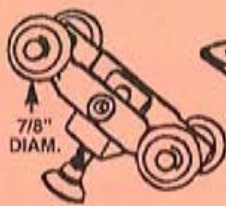
CDB 133
TOP GUIDE



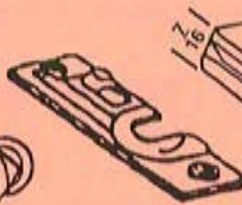
CDB 134
BOTTOM



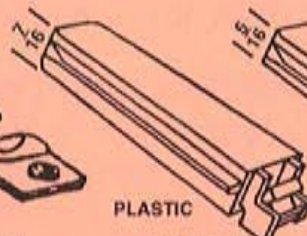
CDB 112
BOTTOM HANGER



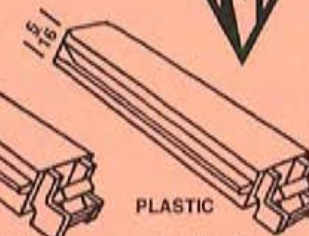
CDB 136
TANDEM
CARRIER



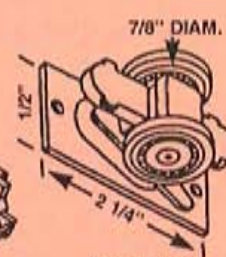
CDB 135
MOUNTING PLATE
FOR CDB 136



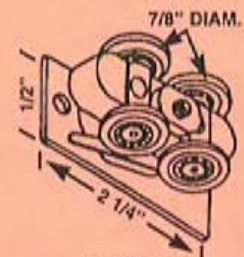
CDB 51
INSERT
FOR CDB 42



CDB 52
INSERT
FOR CDB 40



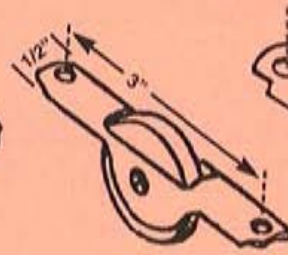
CDB 106
POCKET
2-WHEEL



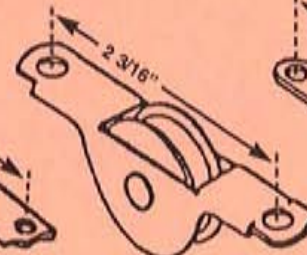
CDB 107
POCKET
4-WHEEL



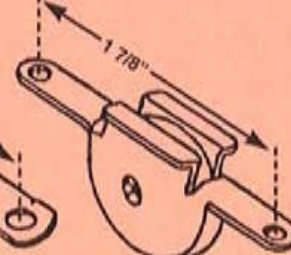
CDB 120
POCKET HANGER



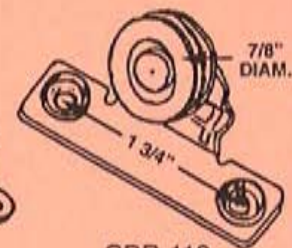
CDB 88
SHEAVE



CDB 122
SHEAVE



CDB 119
ROLLER



CDB 118
POCKET HANGER



BY-PASS CLOSET DOOR



CDB 162
WLM
HANGER



CDB 4
OVAL
HANGER



CDB 3
OVAL
HANGER



CDB 137
KENNAFRAME
HANGER



CDB 149
KENNAFRAME
REAR ROLLER



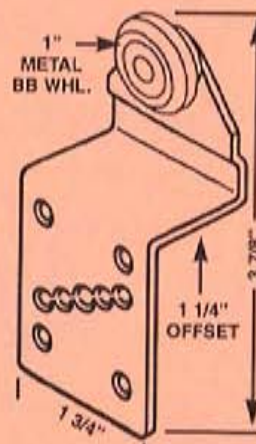
CDB 143
TANDEM
ROLLER



CDB 146
HANGER



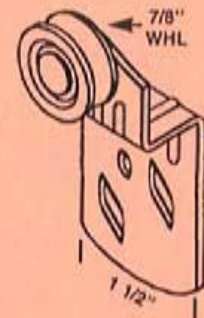
CDB 138
HANGER



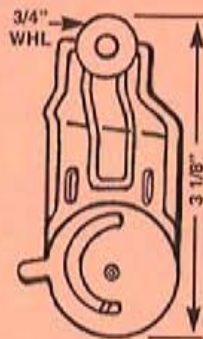
CDB 177



CDB 175
FRONT
HANGER



CDB 148
GROOVED
RLR. HANGER



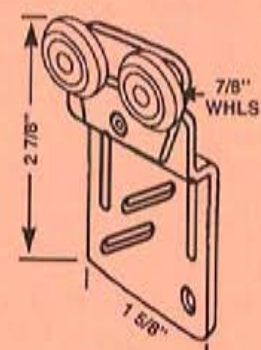
CDB 168
7/16" OFFSET



CDB 169
1/8" OFFSET



CDB 170
7/16" OFFSET



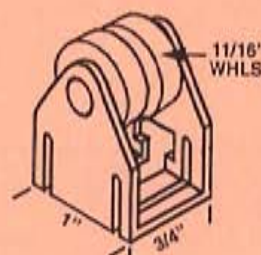
CDB 139
TANDEM HANGER



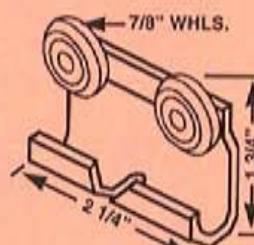
CDB 147
HANGER



CDB 159
POCKET DOOR
HANGER



CDB 160
PKT DOOR HANGER



CDB 145
TANDEM ROLLER



CDB 144
TANDEM ROLLER

BY-PASS CLOSET DOOR



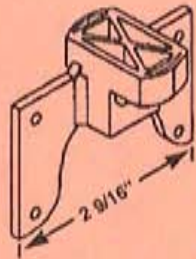
REPLACEMENT HARDWARE Mfg., Inc.

500 West 84th Street ♦ Hialeah ♦ Florida 33014 ♦ USA
305-558-5051 ♦ Fax: 305-557-5239 ♦ Toll Free: 1-800-780-5051
www.rhmf.com ♦ www.replacement-hardware.com

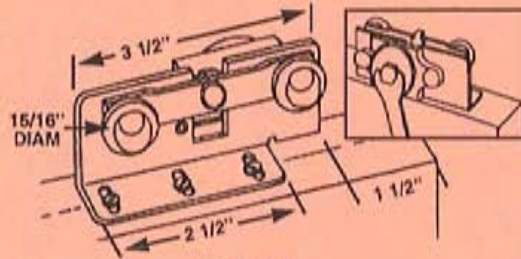
7A5
SECTION A
REV. 5/01

BY-PASS CLOSET DOOR

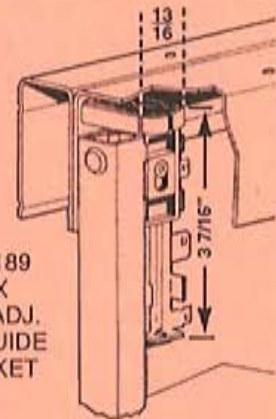
BY-PASS CLOSET DOOR



CDB 185
TOP
GUIDE



CDB 191
DOUBLE ROLLER POCKET DOOR



CDB 189
COX
SELF ADJ.
TOP GUIDE
BRACKET



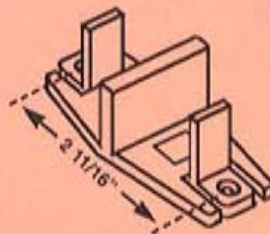
CDB 186
BOTTOM
ROLLER



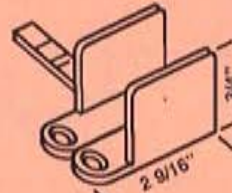
CDB 192
POCKET DOOR GUIDE



CDB 126
MIRROR
DOOR
ROLLER
CONCAVE
WHEEL



CDB 11
3/4" DOOR
BY-PASS GUIDE



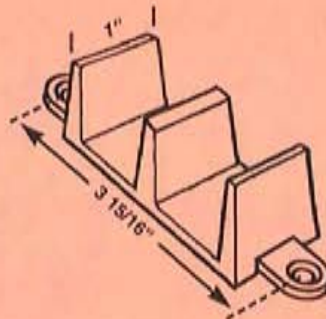
CDB 193
POCKET
DOOR GUIDE
ADJ. TO 1 3/4"



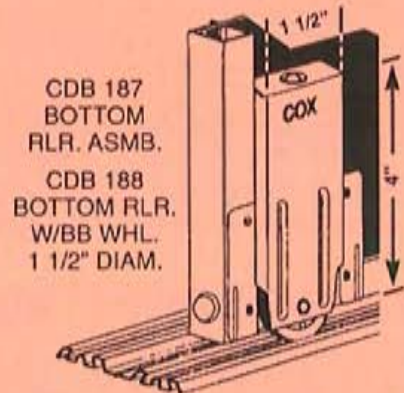
CDB 196
TOP
GUIDE



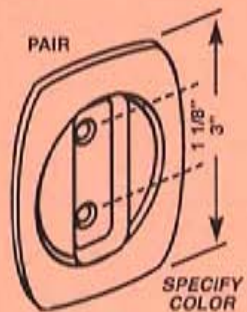
CDB 190
MARK II
MIRROR DOOR
ROLLER
CONVEX
1 7/16" WHEEL
CDB 190CC
CONCAVE
1 1/2" WHEEL



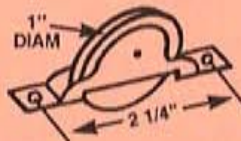
CDB 15
NON-ADJ.
FLOOR
GUIDE



CDB 187
BOTTOM
RLR. ASMB.
CDB 188
BOTTOM RLR.
W/BB WHL.
1 1/2" DIAM.



CDB 194
POCKET DOOR PULL



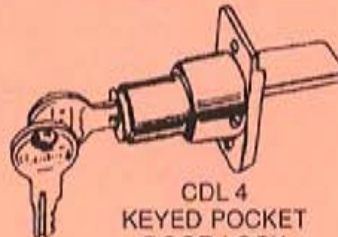
CDB 61
CLOSET
ROLLER



CDB 122
CLOSET ROLLER
SHEAVE
GROOVE WHL.



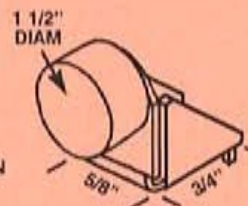
CDB 165
ADJ. GUIDE
FOR CDB
137-149



CDL 4
KEYED POCKET
DOOR LOCK




CDB 163
1" REPL.
ROLLER



CDB 70
DOOR BUMPER





FAX IT TO ME

MAX

the FAX

HI, I'M MAX THE FAX, FROM REPLACEMENT HARDWARE

I'm here to solve your troublesome parts identification problems. No more wrapping and sending parts by mail for those nasty machines at the post office to crush and lose.

Just put your sample part on your copy machine, cover it with one or two sheets of blank, white paper, and make a copy. If needed, write in any critical dimensions and **FAX IT TO ME**. I will have the people who work for me identify it and fax you back an answer promptly.


I make identification of your samples easy!

SO FAX IT TO ME: 305-557-5239

AND VISIT OUR WEBSITES FOR SPECIALS:

www.rhmfg.com • e-mail: info@rhmfg.com

www.replacement-hardware.com

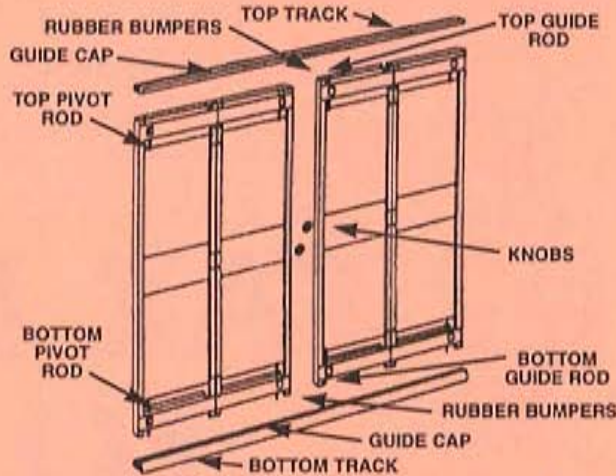


REPLACEMENT HARDWARE Mfg., Inc.

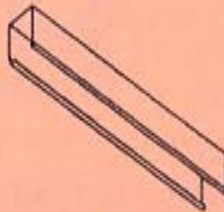
500 West 84th Street ♦ Hialeah ♦ Florida 33014 ♦ USA
 Phone: 305-558-5051 ♦ Fax: 305-557-5239 ♦ Toll Free: 1-800-780-5051
www.rhmfg.com ♦ www.replacement-hardware.com

WE STOCK PARTS FOR THESE MANUFACTURERS AND MORE!

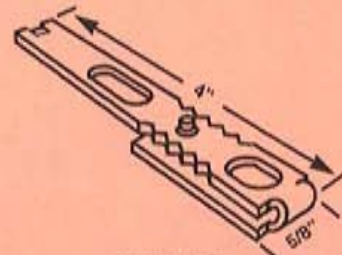
TYPICAL METAL BI-FOLD DOOR



- BENCHMARK
- COX
- FENESTRA
- FLOAT-A-WAY
- LEIGH/MONARCH
- NATIONAL
- OMEGA
- PEACHTREE
- REGENCY
- ROBERTS
- SLIMFOLD
- SLIMLINE



CDF 805
BI-FOLD TRACK
AVAILABLE 4' & 5'



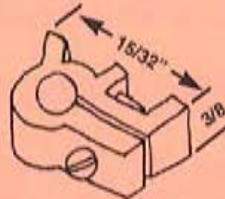
CDF 716
TRACK BRACKET
4" METAL



CDF 703
LEIGH/MONARCH
PIVOT BKT



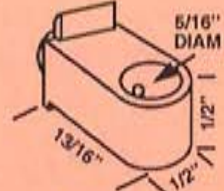
CDF 518
THREADED PIVOT
BUSHING



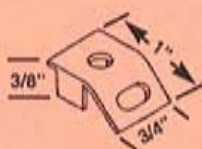
CDF 709
ROD LOCK
CLAMP



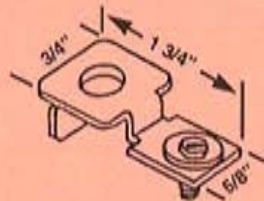
CDF 704
ROD
CLAMP



CDF 718
ROD CLAMP



CDF 706



CDF 702



CDF 714
TRACK
SOCKET



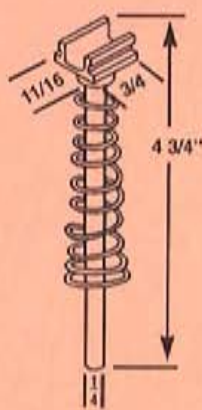
CDF 717
TRACK
BRACKET ASMB

IF IN DOUBT ON ANY PART -- SEND SAMPLE FOR IDENTIFICATION.

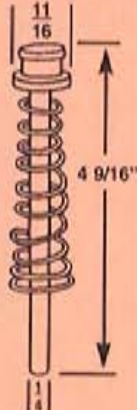
BI-FOLD CLOSET DOOR



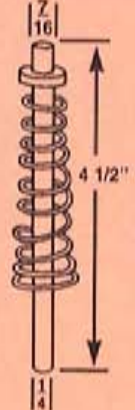
NATIONAL • PINS • GUIDES • PIVOTS



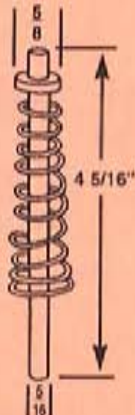
CDF 629
OLD
NATIONAL
TOP GUIDE




CDF 633
NATIONAL
TOP GUIDE



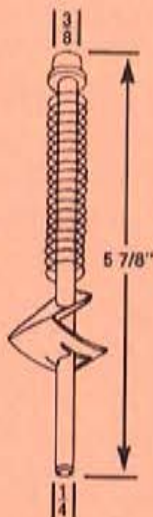
CDF 626
NATIONAL
GUIDE



CDF 628
NATIONAL
TOP PIVOT



CDF 630
NATIONAL
BOTTOM PIVOT




CDF 605
BENCHMARK
TOP PIVOT
& GUIDE



CDF 604
BENCHMARK
BOTTOM
PIVOT



CDF 646
OLD
SLIMFOLD
GUIDE



CDF 634
SLIMFOLD
GUIDE PIN



CDF 614
SLIMFOLD
PIVOT



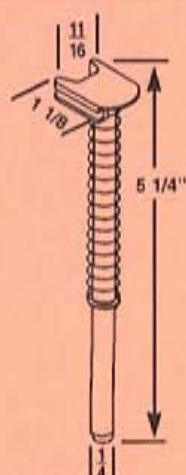
REPLACEMENT HARDWARE Mfg., Inc.

500 West 84th Street ♦ Hialeah ♦ Florida 33014 ♦ USA
305-558-5051 ♦ Fax: 305-557-5239 ♦ Toll Free: 1-800-780-5051
www.rhmfg.com ♦ www.replacement-hardware.com

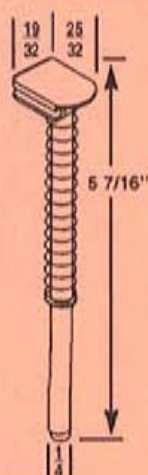
7B2
SECTION B
REV. 5/01

BI-FOLD CLOSET DOOR

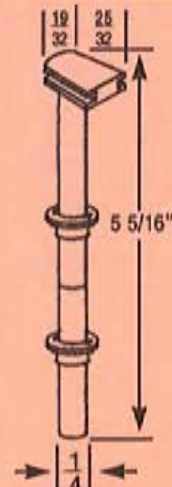
LEIGH/MONARCH • PINS • GUIDES • PIVOTS




CDF 607
LEIGH
MONARCH
TOP GUIDE




CDF 612
LEIGH
MONARCH
GUIDE



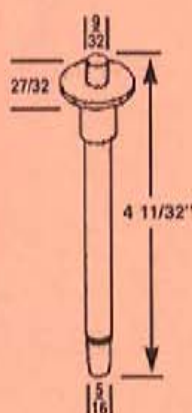
CDF 611
LEIGH
MONARCH
BOTTOM
GUIDE



CDF 682
LEIGH
MONARCH
PIN W/CAP



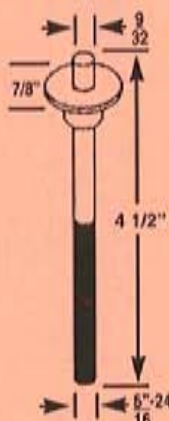
CDF 617
LEIGH
MONARCH
TOP GUIDE



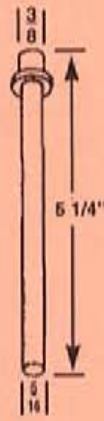
CDF 624
FENESTRA
GUIDE



CDF 627
FENESTRA
PIVOT



CDF 625
FENESTRA
BOTTOM PIVOT

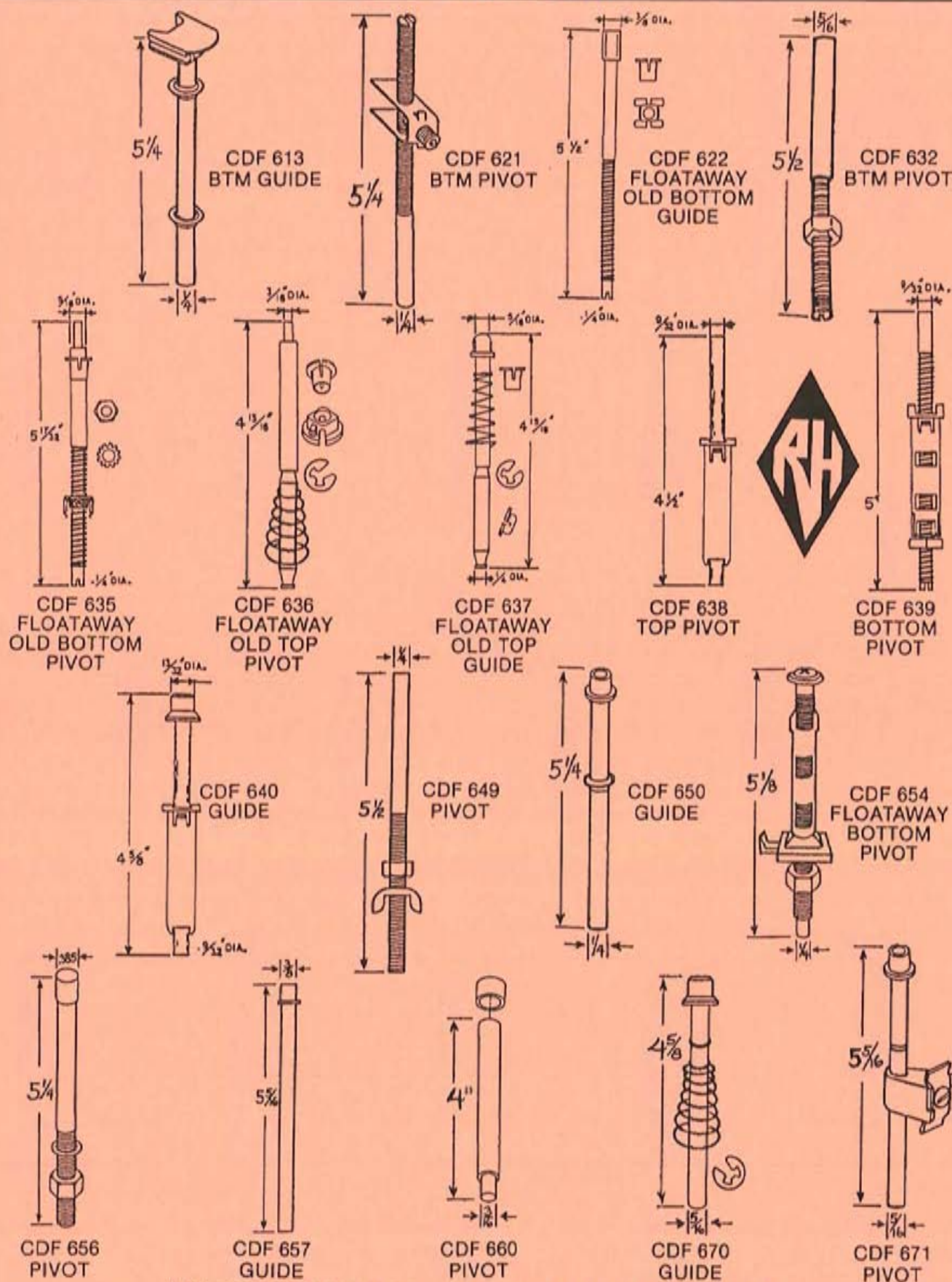


CDF 620
GUIDE

BI-FOLD CLOSET DOOR



METAL BI-FOLD DOOR



IF IN DOUBT ON ANY PART -- SEND SAMPLE FOR IDENTIFICATION.




REPLACEMENT HARDWARE Mfg., Inc.


500 West 84 Street, Hialeah, FL 33014
(305) 558-5051 • FAX 305-557-5239 • NATIONAL 800-780-5051

7B4
SECTION B
REV. 9/98


METAL BI-FOLD DOOR



CDF 675
BTM PIVOT




CDF 676
PIN



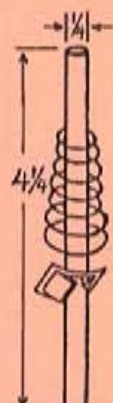
CDF 677
PIN



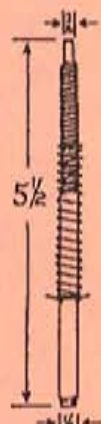
CDF 679
PIVOT



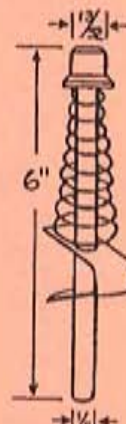
CDF 680
BTM PIVOT



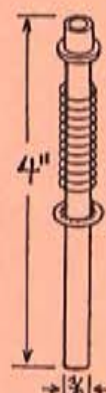
CDF 618
BTM PIVOT



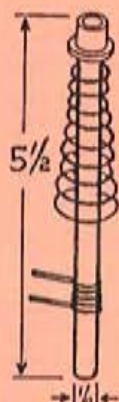
CDF 631
TOP PIVOT



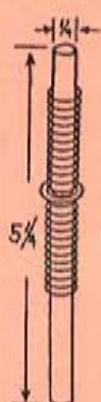
CDF 641
ASMB



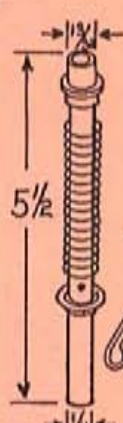
CDF 645
GUIDE



CDF 648
TOP PIN



CDF 651
TOP PIVOT



CDF 652
TOP GUIDE



CDF 653
GUIDE



CDF 655
FLOATAWAY



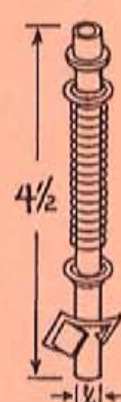
CDF 672
GUIDE



CDF 673
GUIDE



CDF 674
GUIDE

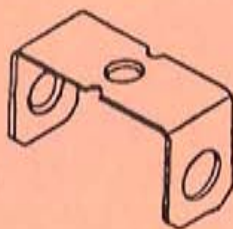


CDF 678
GUIDE

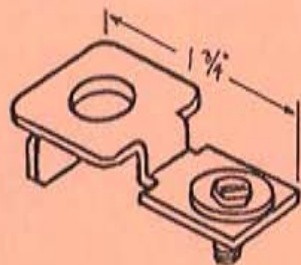
IF IN DOUBT ON ANY PART -- SEND SAMPLE FOR IDENTIFICATION.



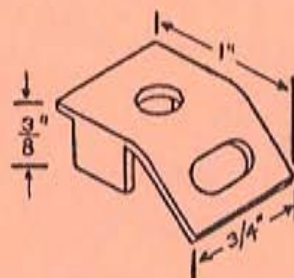
BI-FOLD BRACKETS



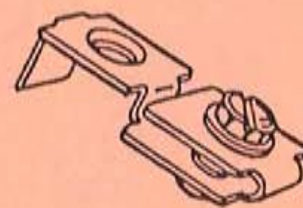
CDF 450
ADJ
BRACKET



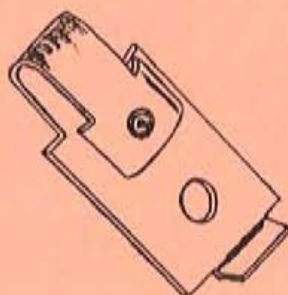
CDF 702



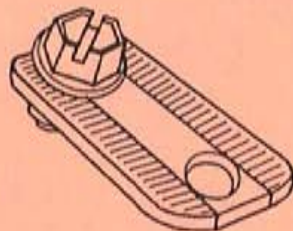
CDF 706
PIVOT BKT



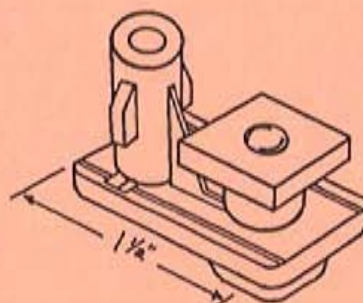
CDF 714
TRACK
SOCKET



CDF 715
PIVOT BKT



CDF 703
PIVOT BRACKET
LEIGH



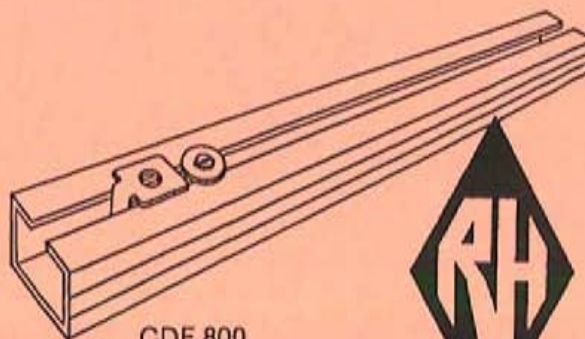
CDF 700
PIVOT BKT



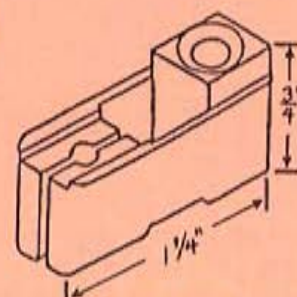
CDF 709
ROD LOCK
CLAMP



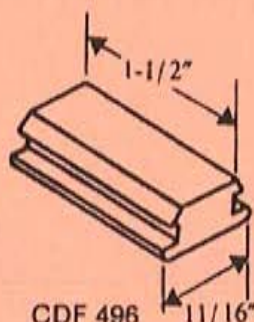
CDF 704
PIN GUIDE



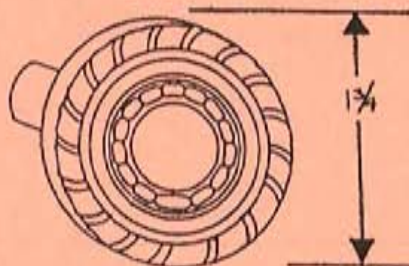
CDF 800
TRACK



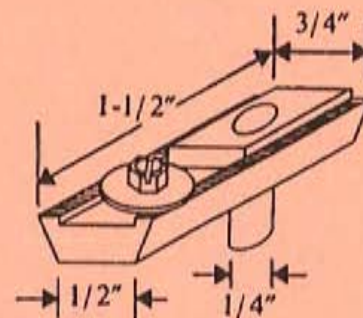
CDF 712
PIVOT BKT



CDF 496
BUMPER



CDF 122
KNOB



CDF 711
BOTTOM
PIVOT BLOCK

IF IN DOUBT ON ANY PART -- SEND SAMPLE FOR IDENTIFICATION.
WE ARE CONSTANTLY ADDING ADDITIONAL ITEMS TO SERVE YOU BETTER.




REPLACEMENT HARDWARE Mfg., Inc.

500 West 84 Street, Hialeah, FL 33014
(305) 558-5051 • FAX 305-557-5239 • NATIONAL 800-780-5051

7B6
SECTION B
REV. 9/98

BI-FOLD



CDF 43
3/8 PIVOT



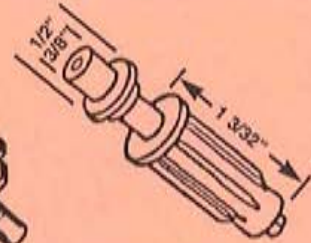
CDF 44
7/16 PIVOT
PIVOT



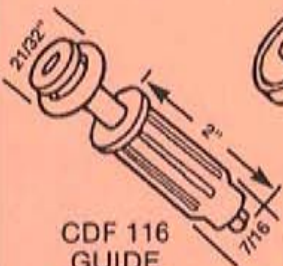
CDF 105
PIVOT
TOP GUIDE



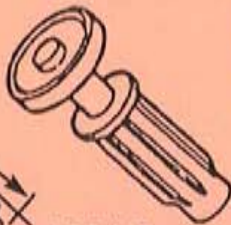
CDF 106
PIVOT
BTM GUIDE



CDF 111
GUIDE
PIN



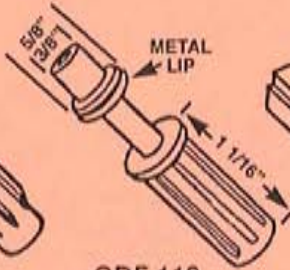
CDF 116
GUIDE
ROLLER



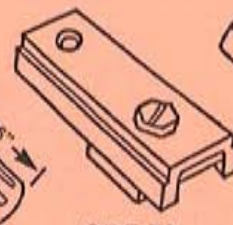
CDF 117
TOP
WHEEL



CDF 118
3/8 PIVOT
TOP



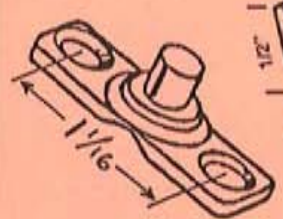
CDF 119
TOP
PIVOT



CDF 78
PIVOT
RETAINER



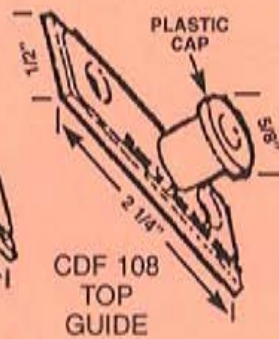
CDF 104
PIVOT
SOCKET



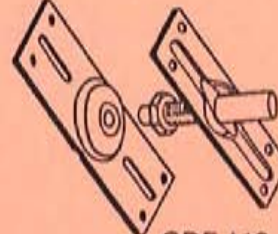
CDF 53
BOTTOM
PIVOT



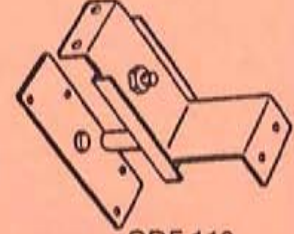
CDF 107
TOP
PIVOT



CDF 108
TOP
GUIDE



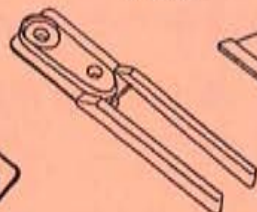
CDF 112
H.D. TOP
PIVOT



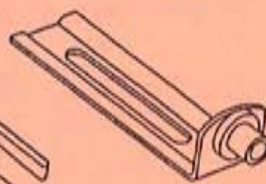
CDF 113
H.D. BTM
PIVOT



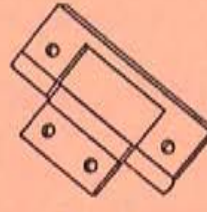
CDF 109
JAMB
BRACKET



CDF 7
BKT &
GUIDE



CDF 115
TOP
GUIDE



CDF 76
NON MORTISE
HINGE



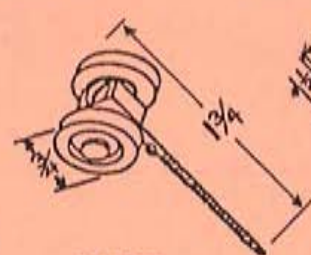
CDF 120
PIVOT
LOCATOR



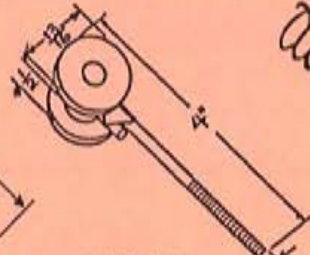
CDF 114
KNOB



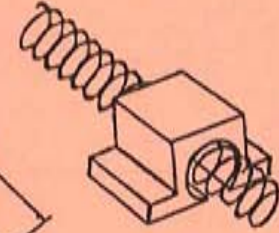
CDF 98
TROLLY




CDF 99
TROLLY



CDF 100
BB TROLLY



CDF 102
SNUGGER

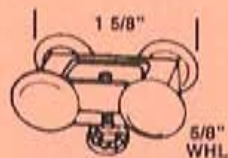


CDF 103
SNUGGER

IF IN DOUBT ON ANY PART -- SEND SAMPLE FOR IDENTIFICATION.



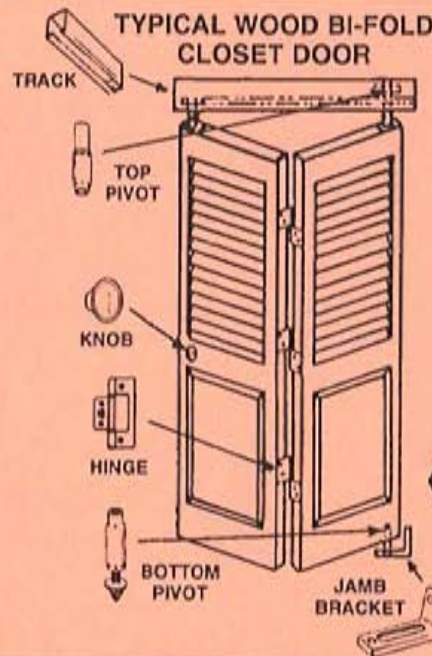
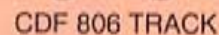
BI-FOLD CLOSET DOOR



CDF 83
TOP MOUNT
HANGER



CDF 86
ACCORDION
HANGER



CDF 75
FLAT BACK
HINGE

TOP GUIDES



CDF 21



CDF 26
SUB. CDF 21



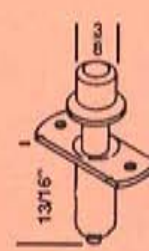
CDF 31



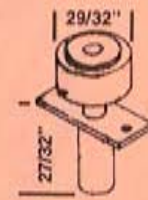
CDF 73



CDF 72

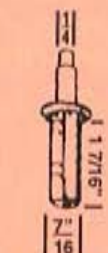


CDF 80



CDF 81

TOP PIVOTS



CDF 10



CDF 20



CDF 27
SUB. CDF 20



CDF 88



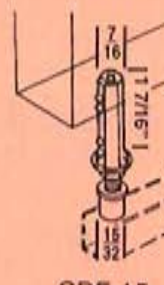
CDF 41



CDF 35



CDF 124
COX



CDF 15
GUIDE

BOTTOM PIVOTS



CDF 22



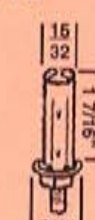
CDF 28
SUB. CDF 22



CDF 43



CDF 44



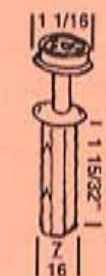
CDF 90



CDF 74



CDF 126
COX



CDF 89
GUIDE



REPLACEMENT HARDWARE Mfg., Inc.

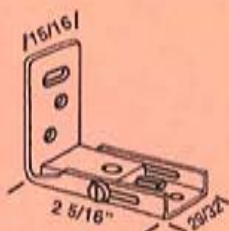
500 West 84th Street ♦ Hialeah ♦ Florida 33014 ♦ USA
305-558-5051 ♦ Fax: 305-557-5239 ♦ Toll Free: 1-800-780-5051
www.rhmfg.com ♦ www.replacement-hardware.com

7C2
SECTION C
REV. 5/01

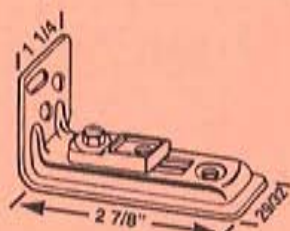
BI-FOLD CLOSET DOOR

BI-FOLD CLOSET DOOR

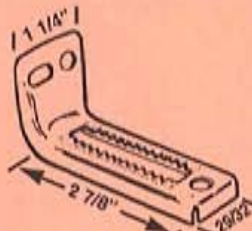
BI-FOLD CLOSET DOOR



CDF 4
JAMB
BRACKET



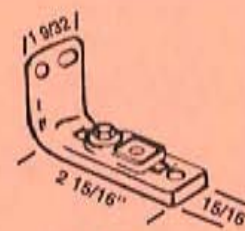
CDF 16
COX ADJ.
PIVOT JAMB
BRACKET



CDF 29
JAMB
BRACKET



CDF 51
JAMB
BRACKET



CDF 91
JAMB
BRACKET



CDF 36
WOODEN
KNOB



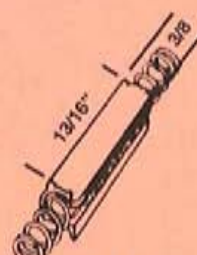
CDF 19
PLASTIC
KNOB



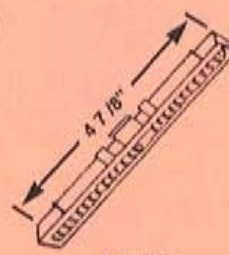
CDF 17
SNUGGER



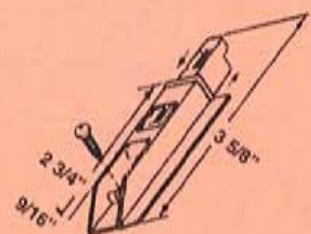
CDF 94
2-DOOR
SNUGGER
GUIDE



CDF 39
2-DOOR
SNUGGER



CDF 5
2-WAY
SNUGGER
GUIDE



CDF 97
GLIDEALL
BOTTOM GUIDE

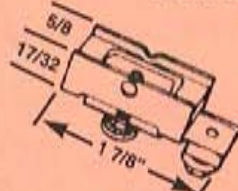


CDF 84
MOUNTING
PLATE

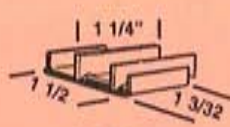
**IF IN DOUBT
ON ANY PART
SEND SAMPLE FOR
IDENTIFICATION**



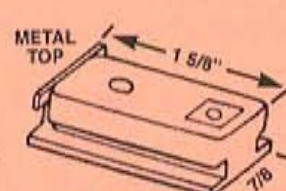
CDF 23
TOP PIVOT
BRACKET



CDF 37
TOP PIVOT
BRACKET



CDF 96
TOP PIVOT
BRACKET



CDF 123
TRACK PIVOT
BRACKET



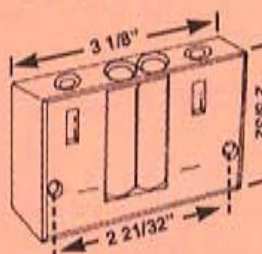
CDF 3
FLOOR
BRACKET



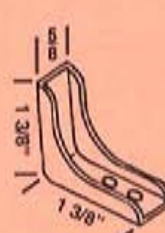
CDF 9
ADJUSTING
WRENCH



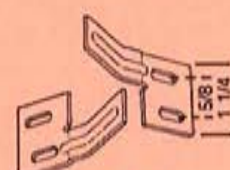
CDF 30
GUIDE



CDF 42
CORNER
CONNECTOR



CDF 77
ALIGNER

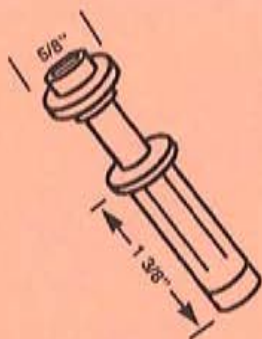


CDF 25
BUTTERFLY
ALIGNER

WE ARE CONSTANTLY ADDING ADDITIONAL ITEMS TO SERVE YOU BETTER.



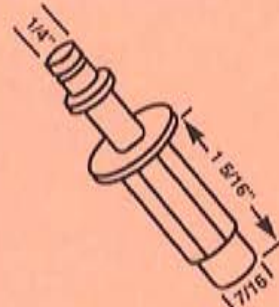
BI-FOLD CLOSET DOOR



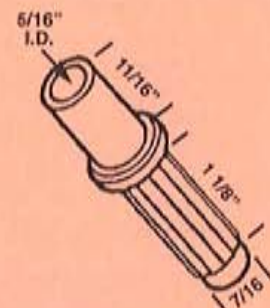
CDF 18
TOP HAT
PIVOT



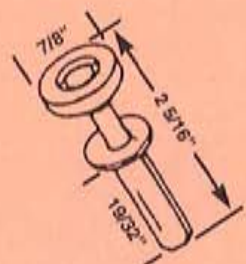
CDF 65
TOP
PIVOT



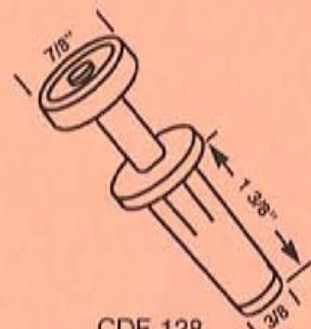
CDF 136
TOP
PIVOT



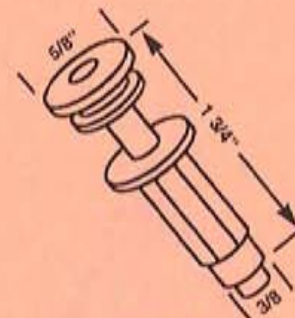
CDF 130
TOP PIVOT
GUIDE



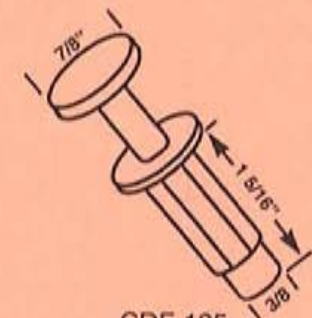
CDF 66
PIVOT
ROLLER



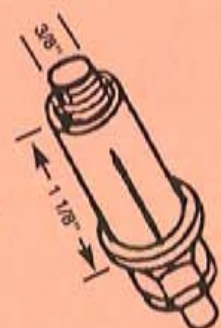
CDF 128
COX
ROLLER
GUIDE



CDF 133
ROLLER
GUIDE

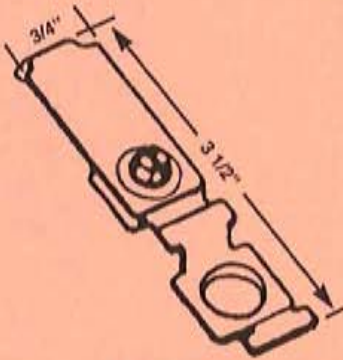
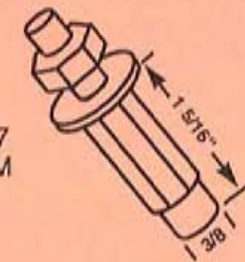


CDF 135
ROLLER
GUIDE

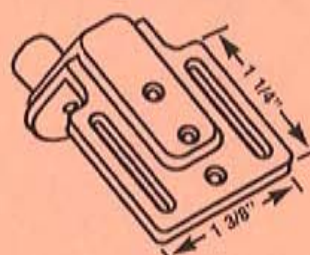


CDF 67
BOTTOM
PIVOT

CDF 137
BOTTOM
PIVOT



CDF 129
PIVOT SOCKET



CDF 121
PIVOT

IF IN DOUBT ON ANY PART -- SEND SAMPLE FOR IDENTIFICATION.
WE ARE CONSTANTLY ADDING ADDITIONAL ITEMS TO SERVE YOU BETTER.



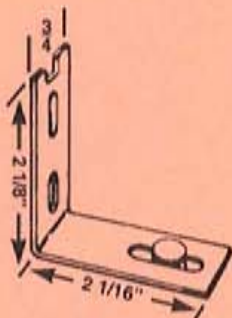
REPLACEMENT HARDWARE Mfg., Inc.

500 West 84th Street ♦ Hialeah ♦ Florida 33014 ♦ USA
305-558-5051 ♦ Fax: 305-557-5239 ♦ Toll Free: 1-800-780-5051
www.rhmfg.com ♦ www.replacement-hardware.com

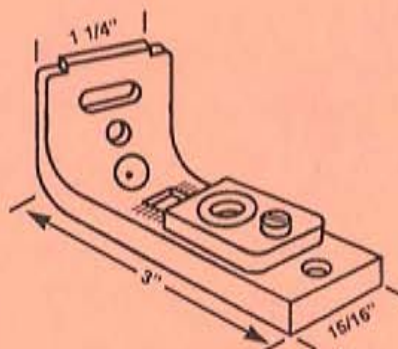
7C4
SECTION C
REV. 5/01

BI-FOLD CLOSET DOOR

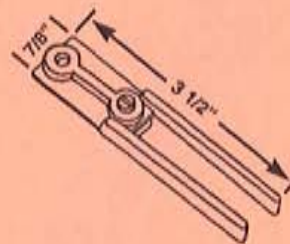
BI-FOLD CLOSET DOOR



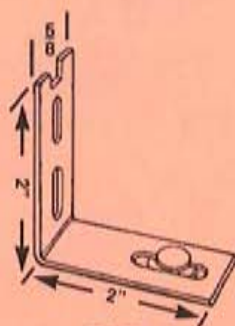
CDF 38
JAMB
BRACKET



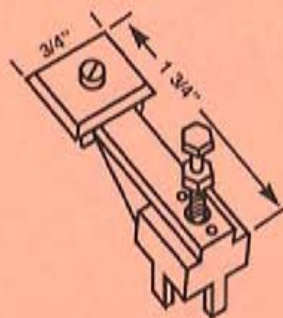
CDF 69
JAMB
BRACKET



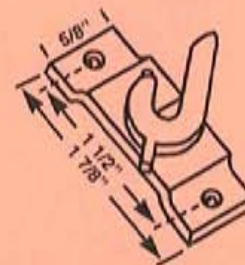
CDF 134
TRACK GUIDE
& BRACKET



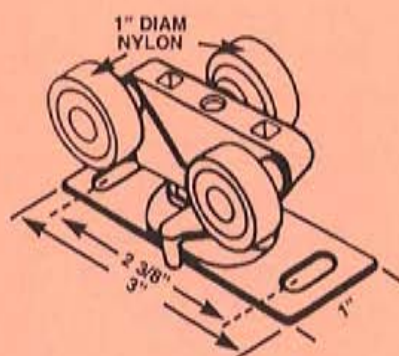
CDF 46
SHUTTER
BOTTOM
BRACKET



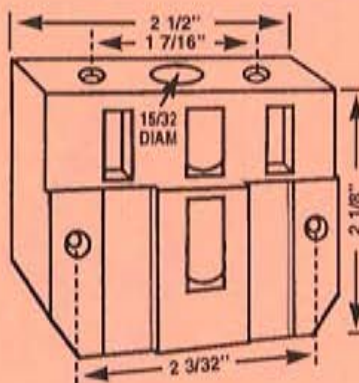
CDF 48
SHUTTER
TOP PIVOT



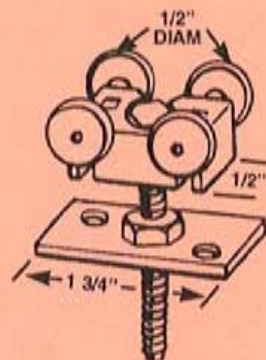
CDF 47
SHUTTER
DOOR
BRACKET



CDF 131
TRICYCLE HANGER



CDF 110
CORNER CONNECTOR
FOR MIRROR DOOR



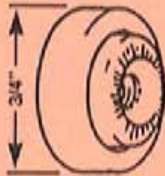
CDF 138
COX
4-WHEEL CARRIER

IF IN DOUBT ON ANY PART -- SEND SAMPLE FOR IDENTIFICATION.
WE ARE CONSTANTLY ADDING ADDITIONAL ITEMS TO SERVE YOU BETTER.

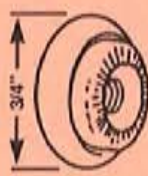


TUB AND SHOWER DOOR PARTS


SHOWER DOOR ROLLERS



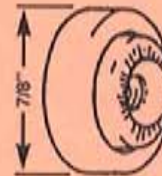
TER 2
3/4"
FLAT



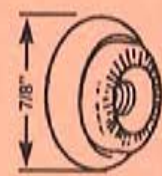
TER 3
3/4"
OVAL



FAS 852
8-32 x 3/8
PAN HD

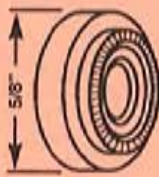


TER 4
7/8"
FLAT

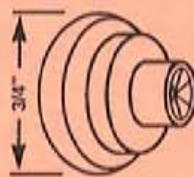


TER 6
7/8"
OVAL

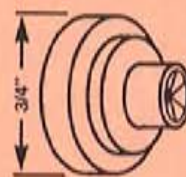
Ball bearing construction, nylon wheel. 1/4" thick; hub diameter is 7/16" & extends from back 1/8". Center hole 8-32 threaded.



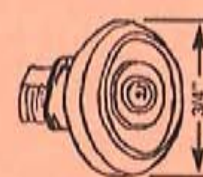
TER 7
5/8"
FLAT



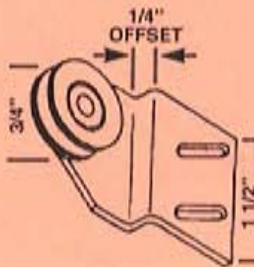
TER 23
3/4" OVAL
RIVET



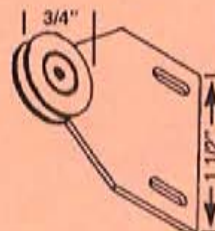
TER 24
3/4" FLAT
W/RIVET



TER 16
THREADED
HUB



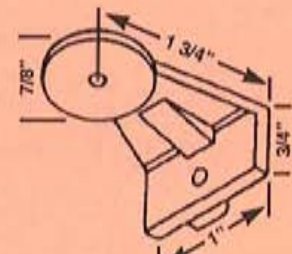
TER 11
ADJ. ROLLER
ASMB



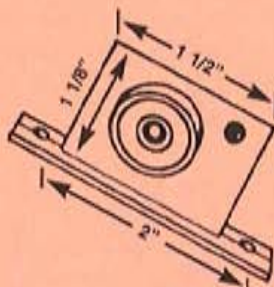
TER 12
ADJ. ROLLER
ASMB



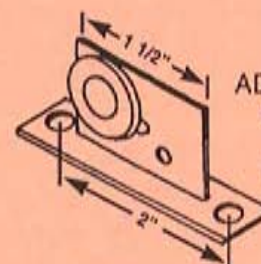
TER 20
"F"
ROLLER



TER 21
"B"
ROLLER



TER 8
ADJUSTABLE
TUB ENCL.
HANGER
W/ROLLER



TER 10
ADJUSTABLE
HANGER
OVAL
ROLLER

Ball bearing construction, nylon wheel. 3/4" diameter; 1/4" thick; 7/16" hub. Center hole 8-32 thread. Bracket height adjustment up to 1/4". Bracket mounting hole 2" on ctr.

LUMIDOR SHOWER DOOR

IF IN DOUBT ON ANY PART -- SEND SAMPLE FOR IDENTIFICATION.
WE ARE CONSTANTLY ADDING ADDITIONAL ITEMS TO SERVE YOU BETTER.



REPLACEMENT HARDWARE Mfg., Inc.

500 West 84 Street, Hialeah, FL 33014
(305) 558-5051 • FAX 305-557-5239 • NATIONAL 800-780-5051

7E1
SECTION E
REV. 2/99

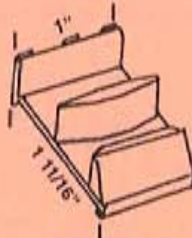
TUB AND SHOWER DOOR PARTS



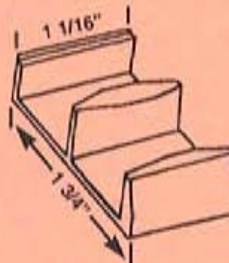
TEG 2
MILLER GUIDE



TEG 9
GUIDE



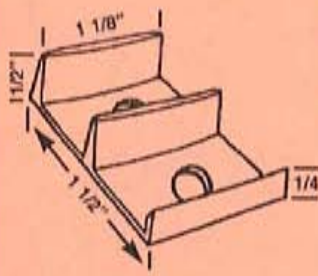
TEG 16
SHOWER
DOOR GUIDE



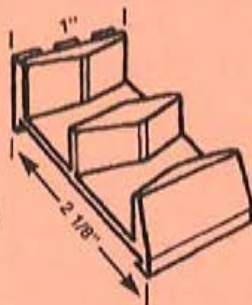
TEG 17
TRACK
GUIDE



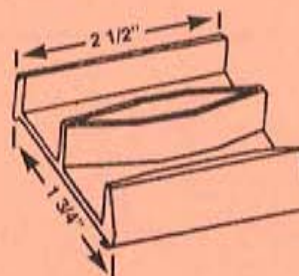
TEG 3
MILLER
GUIDE



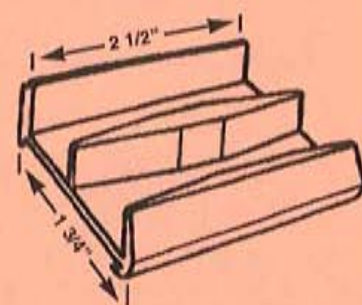
TEG 19
TM GUIDE
OLD



TEG 26
HARCAR
TUB GUIDE



TEG 18
SHOWER
GUIDE



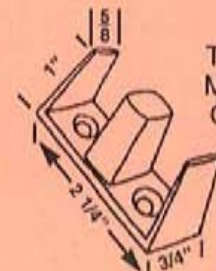
TEG 27
CLEAN TRACK
GUIDE



TEG 29
KELLER
GUIDE

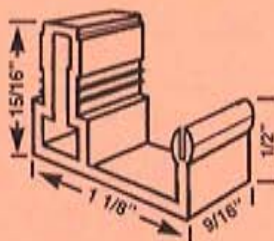


TEG 28
S.E. BOTTOM
SHOWER
GUIDE

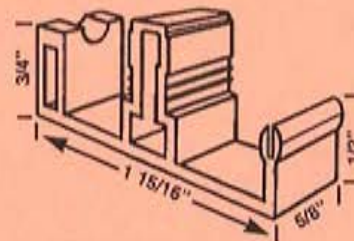


TEG 22
MILLER
GUIDE

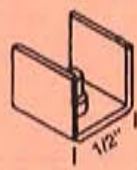
TEH 20
KELLER
CORNER



TEH 22
KELLER
CORNER



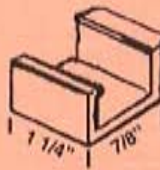
TEG 4
TUB ENCL.
GUIDE



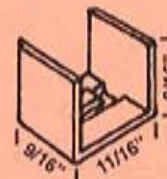
TEG 7
NARROW
GUIDE



TEG 10
GUIDE



TEG 11
KELLER
GUIDE



TEG 21
GUIDE

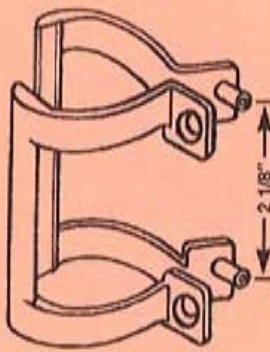


TEH 13
CATCH


IF IN DOUBT ON ANY PART -- SEND SAMPLE FOR IDENTIFICATION.
WE ARE CONSTANTLY ADDING ADDITIONAL ITEMS TO SERVE YOU BETTER.



TUB AND SHOWER DOOR PARTS



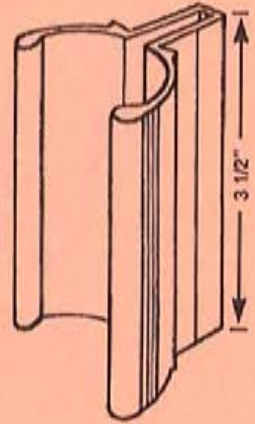
TEH 10R
HANDLE



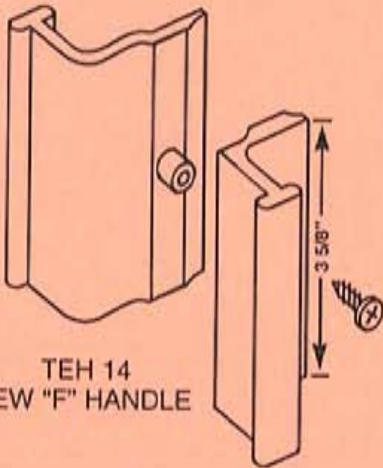
TEH 15
SHOWER DOOR
HANDLE



TEH 9
ETRUDED
PULL
HANDLE



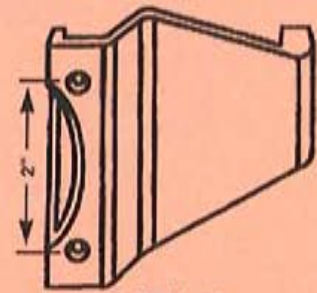
TEH 11
BRACKET



TEH 14
NEW "F" HANDLE



TEH 5
MILLER HANDLE
NOT
AVAILABLE



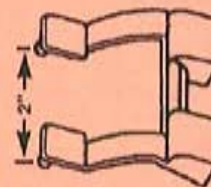
TEH 19
TOWEL BARBRACKETS



TEH 24
SINGLE
TOWEL BAR
BRACKET



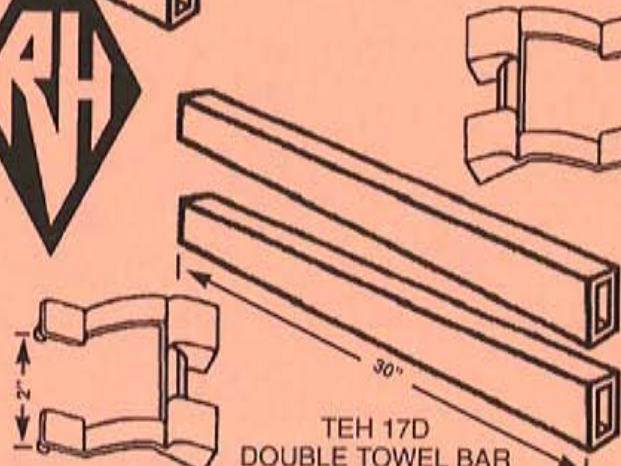
TEH 25
TOWEL BAR



TEH 23
DOUBLE
TOWEL BAR
BRACKET



TEH 17
TOWEL BAR ASSEMBLY



TEH 17D
DOUBLE TOWEL BAR
ASSEMBLY



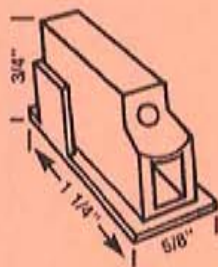
REPLACEMENT HARDWARE Mfg., Inc.

500 West 84 Street, Hialeah, FL 33014

(305) 558-5051 • FAX 305-557-5239 • NATIONAL 800-780-5051

7E3
SECTION E
REV. 4/99

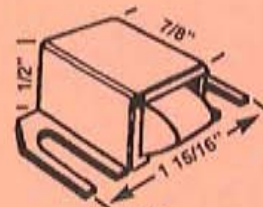
TUB AND SHOWER DOOR PARTS



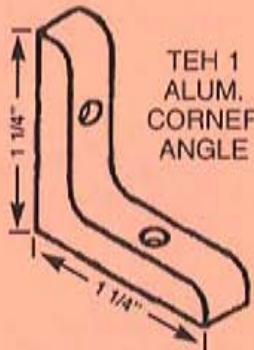
TEH 12
MILLER
NOB SERIES



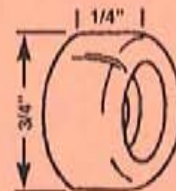
TEH 18
MILLER
HANGER
HOOKS



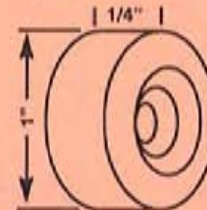
TEH 3
SHOWER DOOR
LATCH



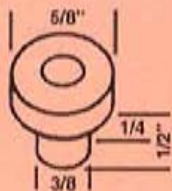
TEH 1
ALUM.
CORNER
ANGLE



PDB 5
VINYL
BUMPER



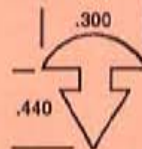
PDB 2
SMALL
BUMPER



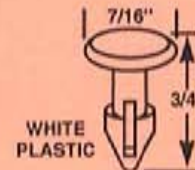
TEH 16
PIVOT
POST
BUSHING



TEH 13
CATCH

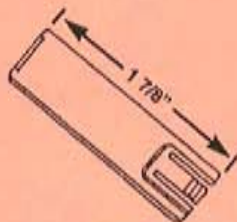


PDB 13
SOFT SNAP
BUMPER

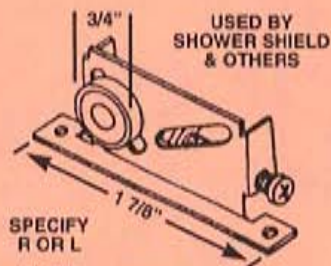


PDB 12
SNAP
BUTTON

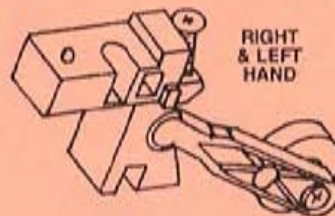
MIRROR CLOSET DOORS



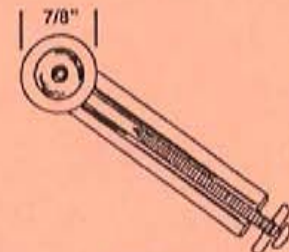
CDM 2
GUIDE



CDM 1
MIRROR DOOR
ROLLERS



CDM 3
MILLER
ASMB

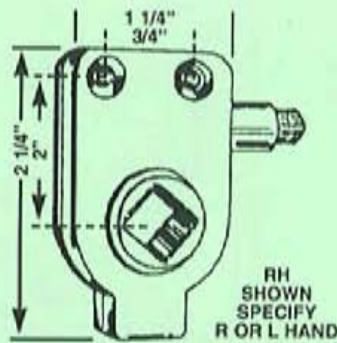


CDM 5
TOP ASMB

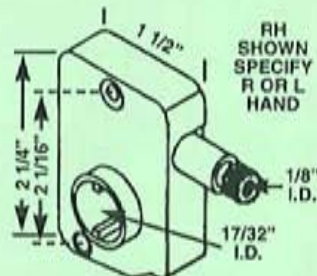
IF IN DOUBT ON ANY PART -- SEND SAMPLE FOR IDENTIFICATION.
WE ARE CONSTANTLY ADDING ADDITIONAL ITEMS TO SERVE YOU BETTER.



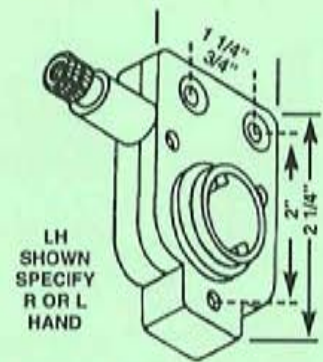
SIDEMOUNT TORQUE OPERATORS



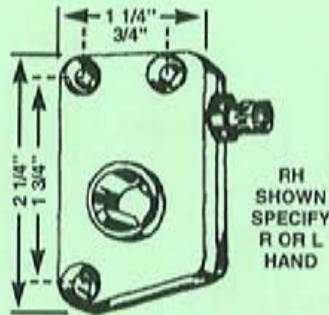
MHO 45
SQUARE HUB



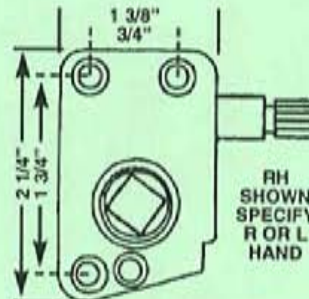
MHO 30
ROUND HUB



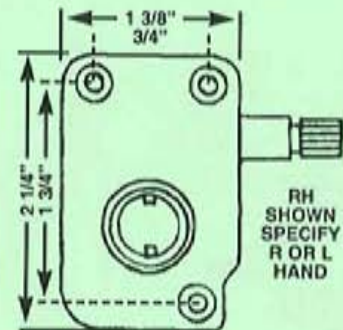
MHO 40
AWNING TYPE



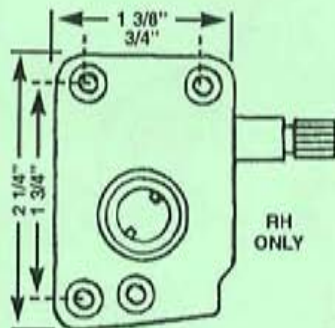
MHO 50
SLANT
SILL



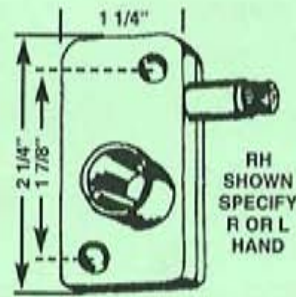
MHO 52
SQUARE CORE



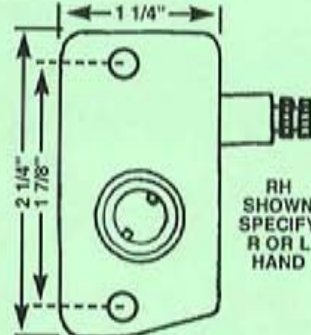
MHO 54
TORQUE



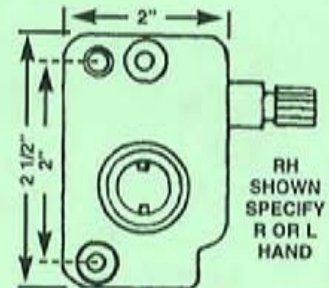
MHO 55
TORQUE LONG HUB



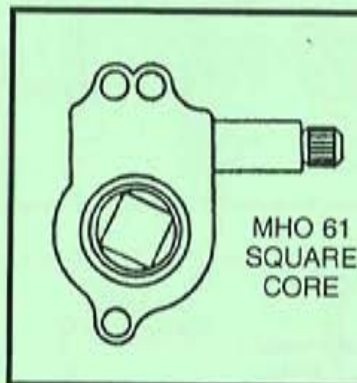
MHO 62
PHILIPS
SMALL W/LONG
SHOULDER



MHO 69
SIDEMOUNT



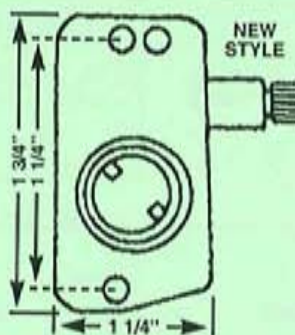
MHO 70
TORQUE
TYPE



MHO 61
SQUARE
CORE

MINI
SIDEMOUNTS

RH
SHOWN
SPECIFY
R OR L
HAND



NEW
STYLE



OLD
STYLE

- MHO 68 1/8" HUB
- MHO 65 1/4" HUB
- MHO 66 1/2" HUB
- MHO 67 11/16" HUB

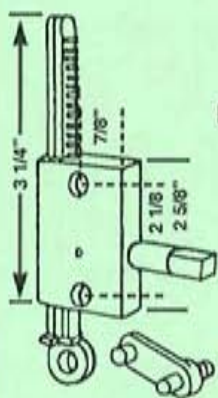
IF IN DOUBT ON ANY PART -- SEND SAMPLE FOR IDENTIFICATION.



REPLACEMENT HARDWARE Mfg., Inc.

500 West 84 Street, Hialeah, FL 33014
(305) 558-5051 • FAX 305-557-5239 • NATIONAL 800-780-5051

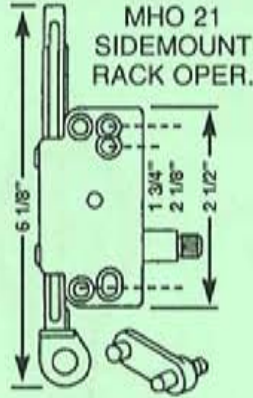
MOBILE HOME/RV OPERATORS



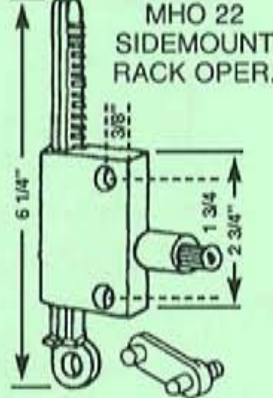
MHO 19
PARLYN
RACK OPER.
5/16" HEX

MHO 19A
5/16" SPLINE

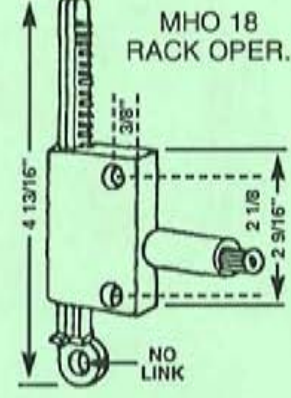
MHO 19B
5/16" SPLINE



MHO 21
SIDEMOUNT
RACK OPER.



MHO 22
SIDEMOUNT
RACK OPER.



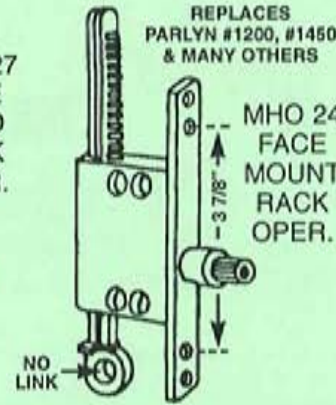
MHO 18
RACK OPER.



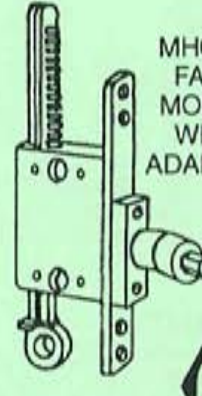
MHO 25
WIDE
HEAD
TAPPED
OPER.



MHO 27
WIDE
HEAD
RACK
OPER.



MHO 24
FACE
MOUNT
RACK
OPER.



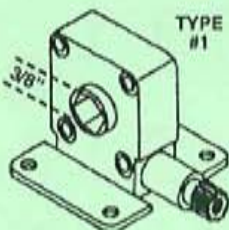
MHO 29
FACE
MOUNT
WITH
ADAPTER



WPA 77
5/16" HEX DR
45°
ADAPTER

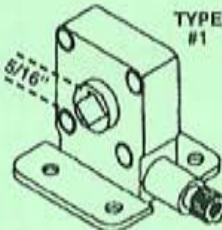


CENTERMOUNT OPERATORS



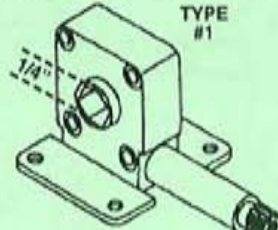
TYPE
#1

MHO 2
3/8" HEX



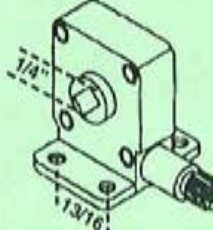
TYPE
#1

MHO 3
5/16" SQ.

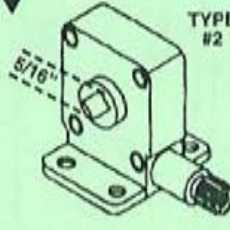


TYPE
#1

MHO 4
1/4" SQ.

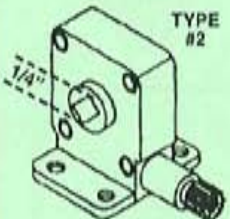


MHO 5
1/4" SQ.



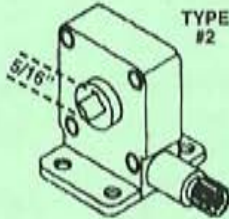
TYPE
#2

MHO 6
5/16" SQ.



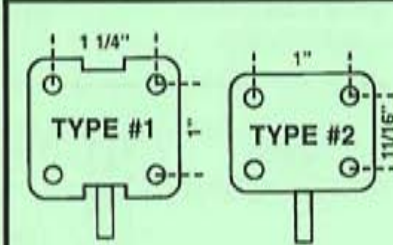
TYPE
#2

MHO 7
1/4" HEX



TYPE
#2

MHO 10
5/16" SQ.



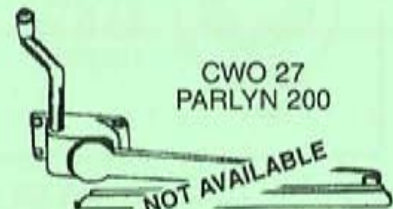
ROOF VENTS



MHO 99
5 7/8" ARM GEAR
OPER.



MHO 94
6" ARM GEAR
OPER.



CWO 27
PARLYN 200

NOT AVAILABLE



MOBILE HOME/RV HANDLES & EXTENSIONS



MOH 1
METAL
CRANK



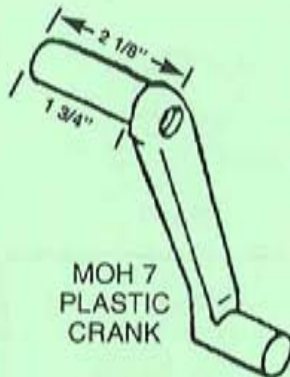
MOH 2
METAL
CRANK



MOH 5
PLASTIC
CRANK



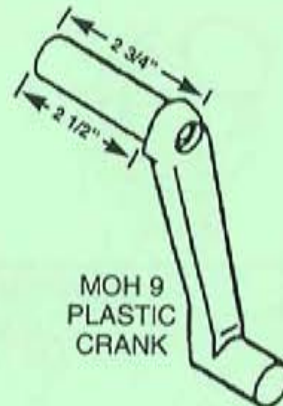
MOH 6
PLASTIC
CRANK



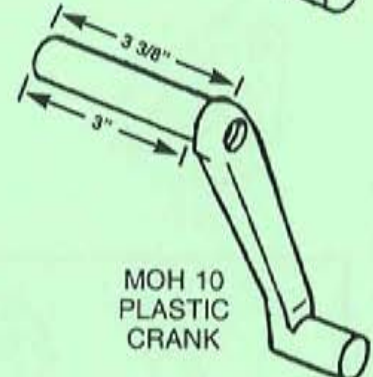
MOH 7
PLASTIC
CRANK



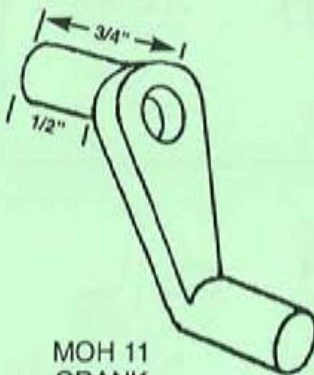
MOH 8
PLASTIC
CRANK



MOH 9
PLASTIC
CRANK



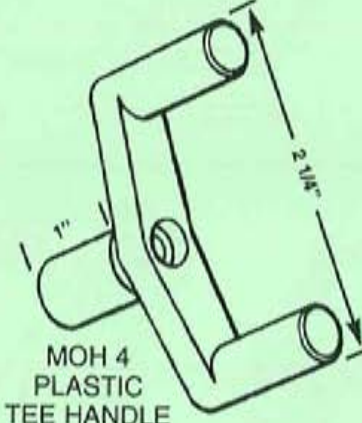
MOH 10
PLASTIC
CRANK



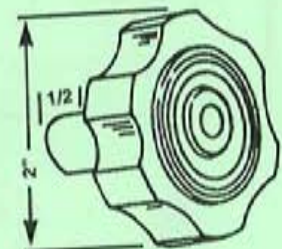
MOH 11
CRANK
HANDLE



MOH 14
5/16" HEX
CRANK



MOH 4
PLASTIC
TEE HANDLE




MOH 3
PLASTIC
KNOB HANDLE

ALL 5/16" SPLINE UNLESS SPECIFIED • ALL HANDLES PACKED WITH SCREWS



METAL
EXTENSION

	A
MOE 1	1 1/2"
MOE 2	7/8"
MOE 3	1 1/8"
MOE 4	2"



ALUMINUM ROD

WPA 500	5/16	HEX
WPA 511	3/8	HEX
WPA 510	9/16	HEX
WPA 509	1/4	RND
WPA 508	5/16	RND
WPA 507	3/8	RND



FASTENERS

FAS 853	8-32x1/2	PH PAN
FAS 865	8-32x3/4	PH RND ALUM
FAS 850	8-32x7/8	PH RND
FAS 860	8-32x1 1/4	PH RND
FAS 854	8-32x1 5/8	PH RND
FAS 855	8-32x2	PH RND
FAS 856	8-32x2 1/4	PH RND
FAS 857	8-32x3	SL RND

IF IN DOUBT ON ANY PART -- SEND SAMPLE FOR IDENTIFICATION.



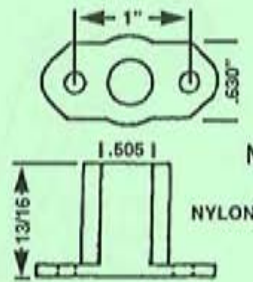
REPLACEMENT HARDWARE Mfg., Inc.

500 West 84 Street, Hialeah, FL 33014
(305) 558-5051 • FAX 305-557-5239 • NATIONAL 800-780-5051

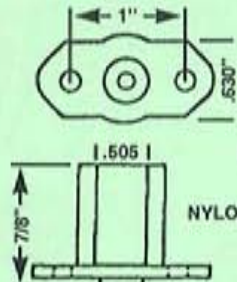
8B1
SECTION B
REV. 4/99

MOBILE HOME ACCESSORIES

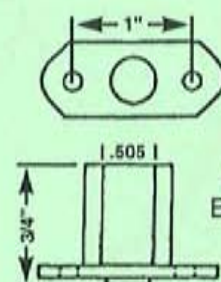
TORQUE BAR BEARINGS



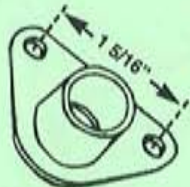
MHT 1



MHT 2



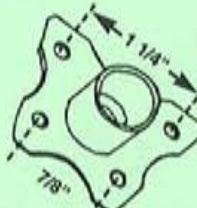
MHT 9
ELIXER
BEARING



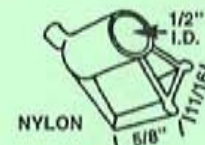
MHT 11



MHT 13



MHT 18



MHT 4

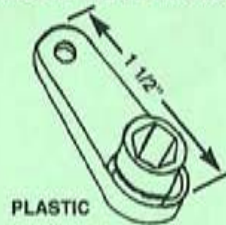
TORQUE BAR ARMS



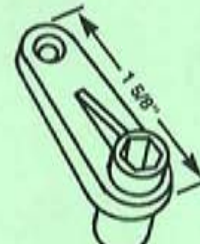
MHT 201
1/4" SQ.



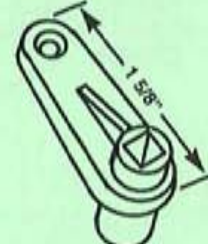
MHT 205



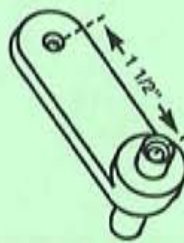
MHT 19
HEX



MHT 204
3/8" HEX



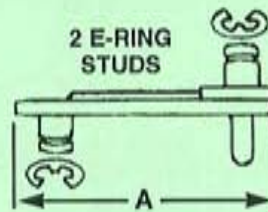
MHT 203
5/16" SQ.



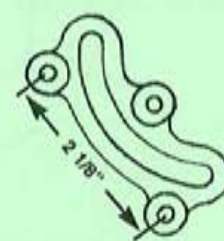
MHL 15
LINK



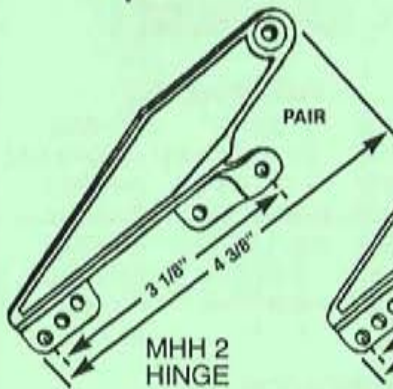
MHL 16 LINK



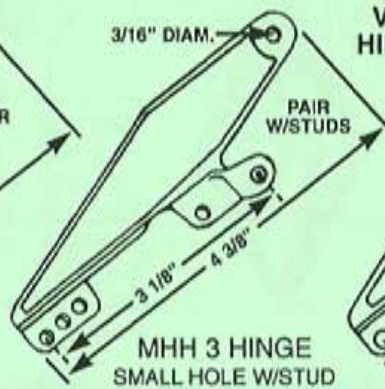
MHL 1
MHL 2
A
1"
1 1/2"



MHL 13
GUIDE BAR



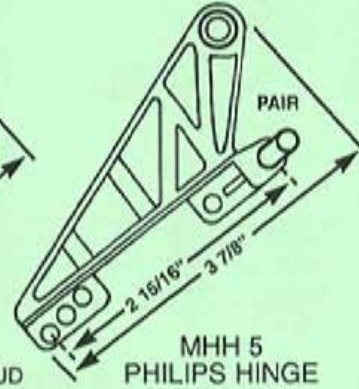
MHH 2
HINGE



MHH 3 HINGE
SMALL HOLE W/STUD



MHH 6 HINGE
SMALL HOLE NO STUD



MHH 5
PHILIPS HINGE

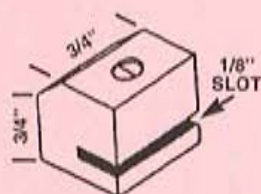
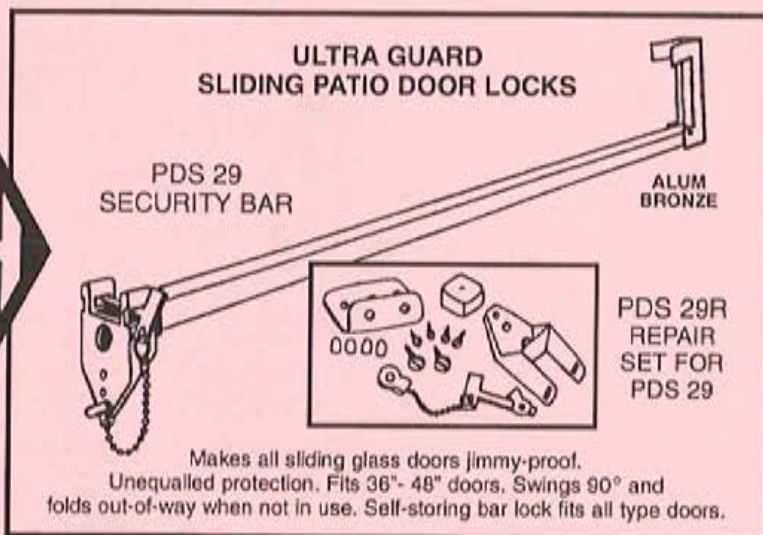
VENT HINGES



SECURITY ITEMS



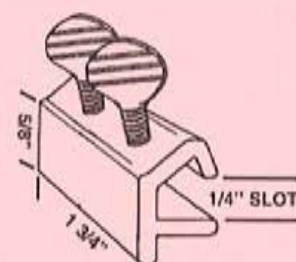
PDS 1
SILVER KNIGHT
BURGLAR PIN



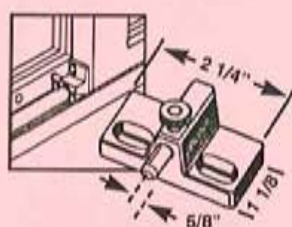
PDS 53
SLOTTED
SET SCREW
FOR SECURITY



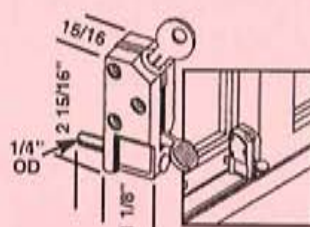
PDS 9
PATIO DOOR OR
SLIDING WINDOW
SECURITY LOCK



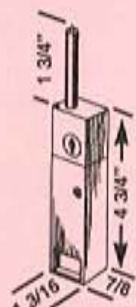
PDS 52
SECURITY LOCK
W/DOUBLE
THUMBSCREW



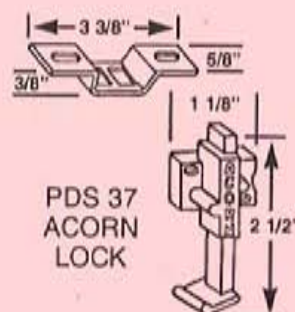
PDS 4
MITEY LOCK



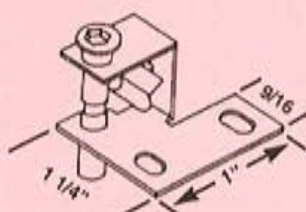
PDS 27
KEYED
SECURITY
FOOT LOCK



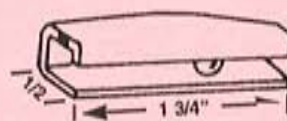
PDS 28
SECURITY
LOCK



PDS 37
ACORN
LOCK



PDS 26
PUSH-BOLT SECURITY LOCK
Installs on Vertical or Horizontal



PDS 30
SNAP-ON VENT LOCK
Permanent Stop Position



PDS 25
PUSH-PULL SECURITY LOCK
Positive 2-Position, Prevents Lock Out

IF IN DOUBT ON ANY PART -- SEND SAMPLE FOR IDENTIFICATION

SECURITY ITEMS

**#1
IN
SERVICE**

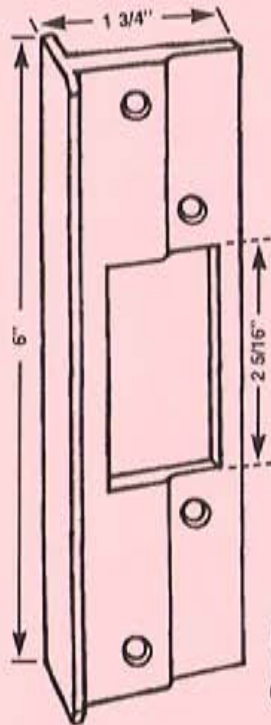


REPLACEMENT HARDWARE Mfg., Inc.

500 West 84th Street ♦ Hialeah ♦ Florida 33014 ♦ USA
305-558-5051 ♦ Fax: 305-557-5239 ♦ Toll Free: 1-800-780-5051
www.rhmfg.com ♦ www.replacement-hardware.com

9A1
SECTION A
REV. 3/03

SECURITY ITEMS



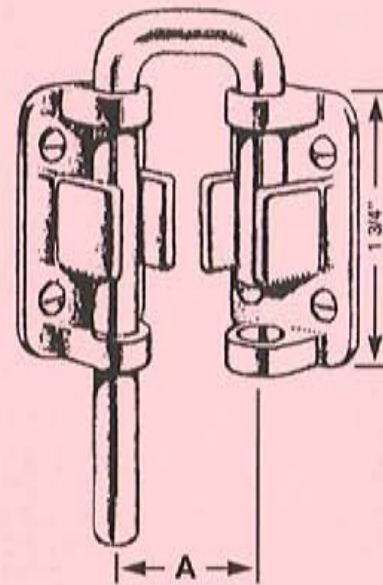
PDS 38
DOOR LATCH
GUARD



PATIO DOOR
SECURITY LATCH

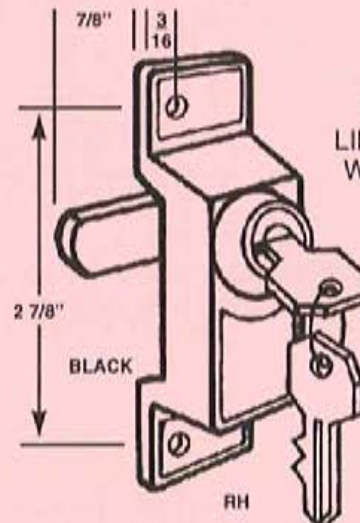
PDS 49
PDS 44
PDS 45
PDS 50

A
1/2"
3/4"
1 1/4"
2"

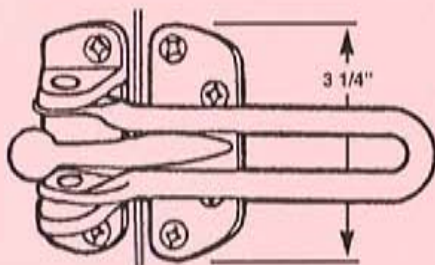


**#1
IN
SERVICE**

PDS 46
PATIO
DOOR
LOCK
SINGLE
CYLINDER

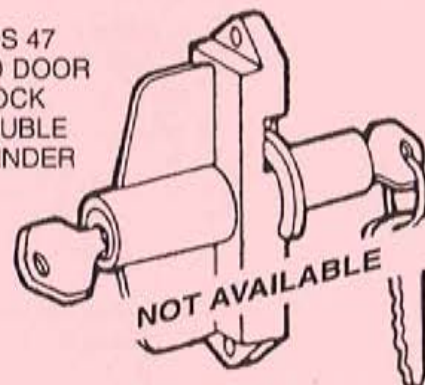


PDS 54
LIMIT STOP
WITH KEY



PDS 51
DOOR GUARD

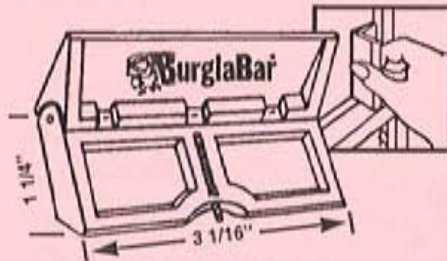
PDS 47
PATIO DOOR
LOCK
DOUBLE
CYLINDER



IF IN DOUBT ON ANY PART -- SEND SAMPLE FOR IDENTIFICATION.
WE ARE CONSTANTLY ADDING ADDITIONAL ITEMS TO SERVE YOU BETTER.

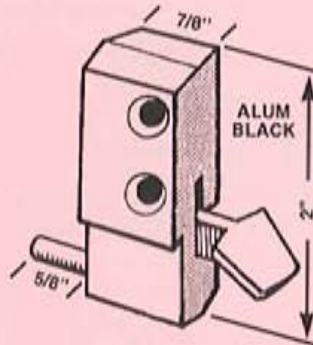


SECURITY ITEMS



PDS 22 BURGLAR BAR

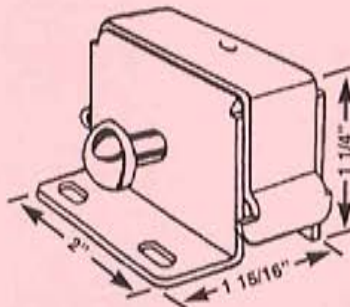
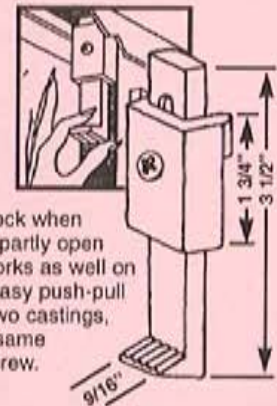
Use on patio doors, sliding windows or hung windows. Installs without tools. Special 3-M adhesive bonds to glass. Lexan hinge pin maintains tight fit.



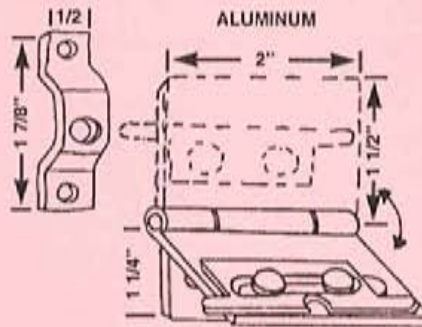
PDS 2 STEP-ON PATIO DOOR LOCK
Foot operated. Easy to Install.

PDS 55 SECURITY VENTILATOR LOCK

Use as security lock when door is closed or partly open for ventilation. Works as well on slider windows. Easy push-pull operation, uses two castings, spring washer & same assembly door screw.




PDS 31 PATIO DOOR SECURITY LOCK
Push bolt in to lock. Step on top to unlock.



PDS 24 SYD FLIP LOCK



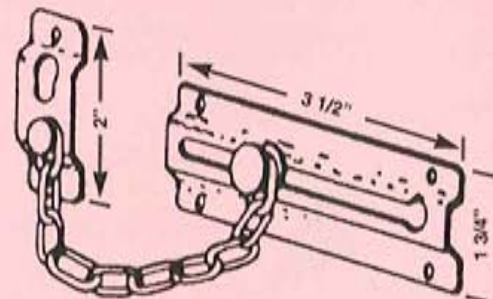
PDS 40 FOOT SECURITY LOCK



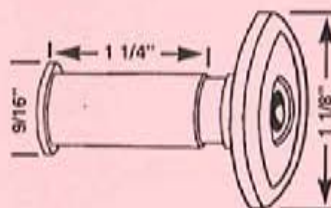
PDS 101
A = 3"

PDS 102
A = 4"

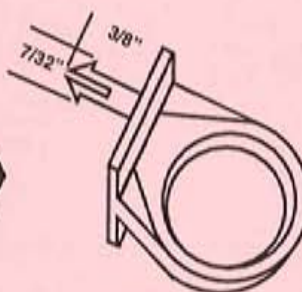
PDS 103
A = 6"



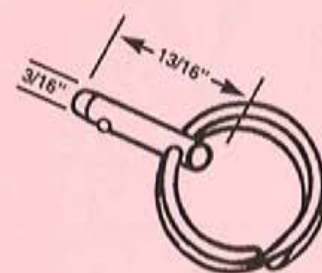
PDS 120 CHAIN GUARD



MDH 213
180 DOOR VIEWER



WPA 161
ATW EGRESS PIN



PDS 42
EGRESS PIN

IF IN DOUBT ON ANY PART -- SEND SAMPLE FOR IDENTIFICATION

#1
IN
SERVICE



REPLACEMENT HARDWARE Mfg., Inc.

500 West 84th Street ♦ Hialeah ♦ Florida 33014 ♦ USA
305-558-5051 ♦ Fax: 305-557-5239 ♦ Toll Free: 1-800-780-5051
www.rhmfg.com ♦ www.replacement-hardware.com

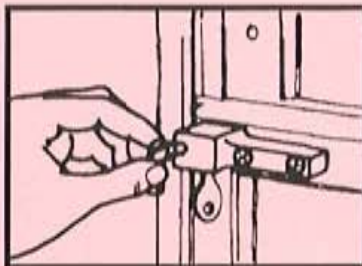
9A3
SECTION A
REV. 3/03

SECURITY ITEMS

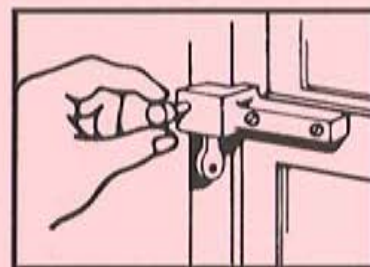
SECURITY ITEMS



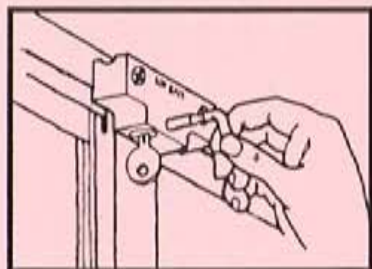
**PDS 11
LOK-SAFE
PATIO DOOR LOCK W/KEY**
Keyed model. Fastens both doors securely to frame. Designed to prevent forced entry.



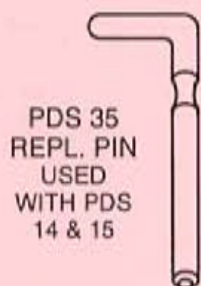
**PDS 12
LOK-SAFE
WINDOW LOCK W/KEY**
For double-hung wood sash windows. Keyed model, bolts securely on, forming a burglar-resistant bond between window and frame.



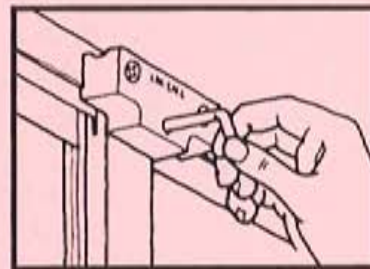
**PDS 13
LOK-SAFE
WINDOW LOCK W/KEY**
For single-hung aluminum windows. Keyed model. Fastens window securely to frame. Designed to prevent forced entry.



**PDS 14
LOK-SAFE
PATIO DOOR LOCK W/KEY**
Keyed model, forms a burglar-resistant bond between door and frame.



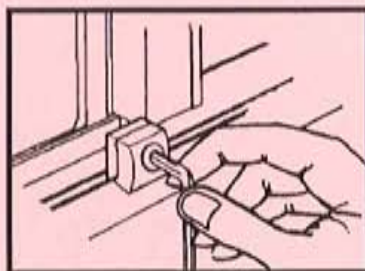
**PDS 35
REPL. PIN
USED
WITH PDS
14 & 15**




**PDS 15
LOK-SAFE
PATIO DOOR LOCK**
Steel backplate mounts behind frame to hold securely. Designed to prevent forced entry.



**TOL 41
5/32"
HEX KEY
USED
WITH
PDS 16**



**PDS 16
LOK-SAFE
SLIDING WINDOW LOCK**
Packed 2 with Wrench
For vertical and horizontal sliding windows. Fastens securely to frame and thwarts forced entry.



**PDS 17
LOK-SAFE
SLIDING DOOR LOCK
W/KEY**
Keyed model for sliding aluminum doors and windows. Versatile, it can be mounted at top, side or bottom, available K.A.

IF IN DOUBT ON ANY PART -- SEND SAMPLE FOR IDENTIFICATION



VARIETY PAK ORGANIZER

♦ SELECTED PARTS ♦

**6-PAKS OF THOSE MISCELLANEOUS ITEMS
NEEDED TO FINISH REPAIRS.**



*IDEAL FOR SHOP OR ON-JOB-SITE.
STACKABLE, HANGABLE,
SEE-THRU PACKAGING.*



PATIO DOOR LOCK FASTENERS

CFAS 530
25-FAS 27
25-FAS 62
25-FAT 151
12-FAS 68
20-FAT 180
25-FAS 861

PATIO DOOR ROLLER AXLES

CFAS 531
25-FAS 69
25-FAS 90
25-FAS 91
25-FAS 92
25-FAS 95
25-FAS 96

SHOULDER BOLTS

CFAS 532
20-FAS 12
25-FAS 13
25-FAS 28
25-FAS 52
25-FAT 11
20-FAT 9

BUSHINGS

CFAS 533
45-WPA 43
50-WPA 51
40-WPA 70
50-WPA 72
40-WPA 96
50-WPA 116

E-RINGS

CFAS 534
100-FAS 11
100-FAS 15
75-FAS 25
100-FAS 26
50-FAT 7
200-FAT 43

SHOULDER RIVETS

CFAS 537
50-FAT 926
50-FAT 901
75-FAT 908
50-FAT 912
40-FAS 998
75-FAS 999

E-RING RIVETS

CFAS 535
25-FAS 973
25-FAS 967
25-FAS 968
25-FAS 988
25-FAS 961
25-FAS 958

E-RING STUDS

CFAS 536
25-FAT 914
25-FAS 10
25-FAS 14
25-FAS 50
25-FAS 97
25-FAS 957

IF IN DOUBT ON ANY PART -- SEND SAMPLE FOR IDENTIFICATION.
WE ARE CONSTANTLY ADDING ADDITIONAL ITEMS TO SERVE YOU BETTER.



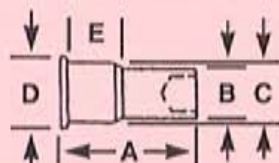
REPLACEMENT HARDWARE Mfg., Inc.

500 West 84 Street, Hialeah, FL 33014

(305) 558-5051 • FAX 305-557-5239 • NATIONAL 800-780-5051

9B1
SECTION B
REV. 3/98

FASTENERS

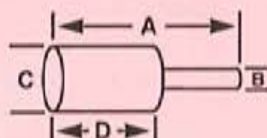


A = OVERALL LENGTH
 B = SHAFT DIAMETER
 C = SHOULDER DIAMETER
 D = HEAD DIAMETER
 E = SHOULDER LENGTH (Under Head)
 M = MATERIAL
 A = ALUMINUM S = STEEL
 H = HEAD TYPE
 F = FLAT
 D = DOME
 U = UNDERCUT
 TE = TYPE END
 H = HOLLOW
 S = SOLID
 SH = SEMI-HOLLOW



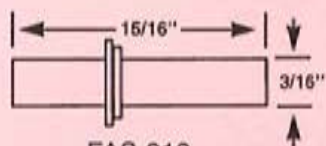
SHOULDER RIVETS

PART #	B	A	C	D	E	M	H	TE
FAT 908	.140	.490	.180	.275	.180	A	F	H
FAS 933	.140	.470	.175	.290	.200	A	D	H
FAT 916	.150	.465	.205	.310	.135	A	F	H
FAT 904	.150	.375	.215	.300	.130	A	F	H
FAS 971	.150	.350	.185	.250	.120	A	D	H
FAS 942	.150	.395	.185	.270	.290	A	F	S
FAT 919	.150	.415	.205	.305	.100	A	F	H
FAT 912	.150	.345	.215	.375	.165	S	F	H
FAS 906	.180	.440	.240	.375	.190	A	F	H
FAS 954	.180	.435	.245	.375	.200	A	F	H
FAS 975	.180	.345	.240	.310	.100	A	F	S
FAT 926	.180	.535	.245	.370	.165	A	D	SH
FAS 934	.180	.420	.240	.380	.160	A	D	H
FAT 901	.180	.471	.240	.305	.235	A	D	H
FAS 997	.180	.350	.235	.345	.115	A	F	H
FAT 909	.180	.380	.240	.350	.145	A	F	H
FAS 999	.180	.350	.235	.340	.115	A	F	H
FAS 902	.181	.550	.245	.360	.195	A	O	H
FAS 932	.185	.590	.250	.370	.200	A	D	H
FAT 902	.185	.525	.245	.360	.250	A	D	H
FAS 998	.185	.570	.245	.350	.255	A	D	H
FAS 907	.185	.375	.240	.370	.175	A	F	H
FAS 9	.190	.445	.330	.375	.150	A	U	H
FAT 925	.240	.435	.305	.435	.145	A	D	H
FAS 980	.240	.320	.300	.400	.120	S	F	S
FAS 959	.240	.465	.365	.500	.120	A	F	S
FAS 972	.245	.450	.310	.440	.130	A	D	H
FAS 924	.250	.560	.305	.500	.250	A	F	S
FAS 84	.270	.500	.425	.620	.225	A	F	S
FAS 955	.270	.650	.430	.625	.360	A	F	SH

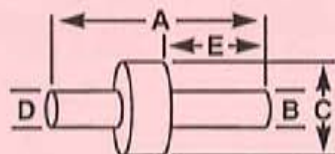


RIVET PIN

	A	B	C	D	TE	M
FAS 960	.470	.245	.310	.310	H	A
FAS 964	.470	.310	.375	.320	H	A



FAS 913
RIVET PIN
W/SHOULDER



RIVET PIN WITH SHOULDER

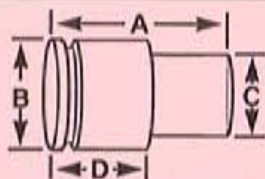
	A	B	C	D	E	TE	M
FAS 913	.970	.185	.350	.185	.600	S	A
FAS 930	.680	.240	.385	.245	.340	H	A

STRAIGHT RIVETS

PART #	B	A	C	H	M	PART #	B	A	C	H	M
DIAM	LGTH	HEAD	DIAM			DIAM	LGTH	HEAD	DIAM		
FAS 947	.070	.342	.120	F	S	FAS 952	.180	.765	.375	D	A
FAT 905	.085	.460	.145	F	A	FAT 911	.180	.530	.375	D	A
FAS 966	.093	.220	.000	D	S	FAS 904	.185	.355	.310	D	A
FAS 929	.093	.280	.190	D	A	FAS 949	.185	.530	.370	D	A
FAS 930	.093	.500	.190	D	A	FAS 990	.185	.630	.310	D	S
FAS 901	.093	.064	.185	P	A	FAS 95	.185	.610	.310	F	S
FAS 953	.095	.405	.190	F	S	FAS 974	.185	.250	.315	U	A
FAT 918	.095	.620	.190	F	S	FAS 989	.185	.750	.320	D	S
FAT 907	.115	.470	.215	F	A	FAS 948	.185	.385	.315	D	A
FAT 906	.115	.700	.190	D	A	FAS 979	.190	.395	.390	F	A
FAS 995	.115	.655	.220	D	S	FAS 86	.230	.580	.285	F	S
FAS 941	.140	.471	.235	D	S	FAS 985	.240	.525	.330	F	S
FAS 994	.140	.430	.320	D	A	FAS 944	.240	.770	.480	F	A
FAS 969	.155	.270	.385	D	A	FAS 90	.242	.740	.300	F	A
FAS 950	.160	.510	.310	D	A	FAS 69	.242	.550	.320	F	S
FAS 987	.180	.300	.375	D	A	FAS 984	.245	.775	.435	D	S
FAS 88	.180	.500	.200	F	S	FAS 87	.245	.820	.325	F	S



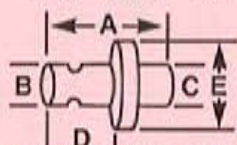
FASTENERS



H = HEAD
M = MATERIAL
TE = TYPE END

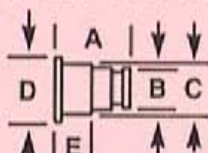
E-RING RIVETS

PART#	B	D	C	A	TE
FAT 913	.300	.245	.240	.490	H
FAS 958	.300	.340	.245	.580	H
FAS 967	.300	.280	.240	.440	H
FAS 58	.300	.300	.185	.510	SH
FAS 961	.300	.205	.225	.345	SH
FAS 977	.300	.265	.180	.490	S
FAS 968	.300	.220	.220	.420	H
FAS 963	.300	.300	.250	.490	SH
FAS 42	.305	.260	.180	.490	S
FAS 973	.305	.205	.240	.365	H
FAS 962	.305	.375	.245	.615	SH
FAS 988	.310	.200	.240	.365	SH
FAS 976	.310	.290	.245	.600	H
FAS 936	.310	.250	.240	.550	H
FAS 39	.310	.300	.243	.600	H
FAS 937	.310	.310	.240	.525	SH
FAS 992	.365	.500	.238	.765	SH
FAS 85	.365	.375	.245	.630	SH
FAS 77	.370	.315	.240	.570	SH



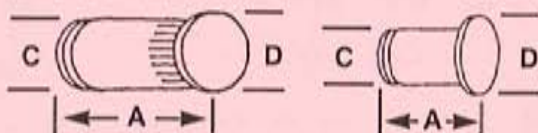
E-RING COLLAR RIVETS

	A	B	C	D	E	TE	M
FAT 920	.455	.250	.250	.270	.310	H	S
FAT 922	.565	.250	.250	.350	.375	H	A



E-RING SHOULDER STUDS

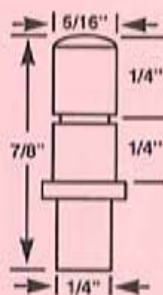
PART #	C	B	A	D	E	M	H
FAS 10	.219	.313	.438	.375	.175	A	F
FAS 14	.313	.250	.406	.435	.150	A	F
FAS 97	.300	.245	.475	.435	.165	A	M
FAS 957	.300	.240	.315	.420	.165	A	D



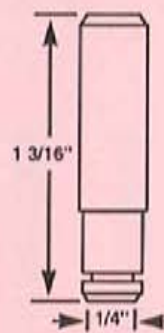
E-RING PINS

PART #	C	D	A	H	M	DESC
FAT 914	.245	.305	.470	F	AL	PLAIN
FAS 978	.300	.430	.485	F	AL	PLAIN
FAS 31	.300	.375	.520	F	AL	KNURL
FAS 59	.310	.370	.525	F	A	KNURL
FAS 50	.310	.375	.535	F	A	KNURL
FAS 30	.365	.440	.460	F	AL	KNURL

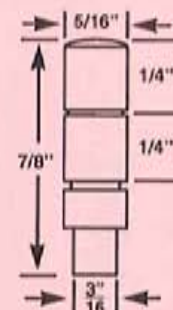
E-RING RIVETS



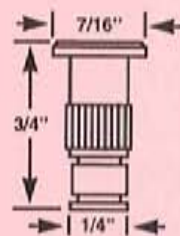
FAS 982
DOUBLE E-RING



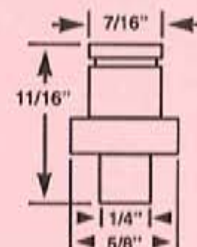
FAS 966
E-RING
STUD



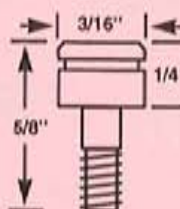
FAS 981
DOUBLE E-RING



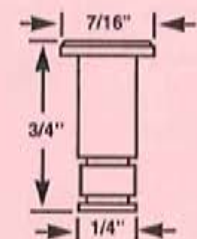
FAT 915
DOUBLE E-RING



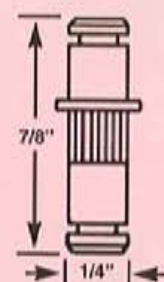
FAS 82
E-RING RIVET



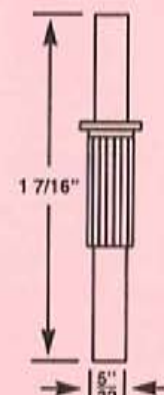
FAS 76
SHOULDER BOLT
10-24 THREAD



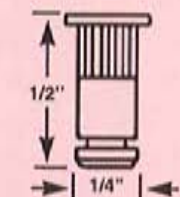
FAT 917
DOUBLE E-RING



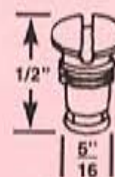
FAS 51
GENERAL
LONG STUD



FAS 99
PIN



FAS 50
GENERAL
SHORT STUD



FAS 22
VENT HINGE
PIN



250
PER
ROLL

E-RINGS

FAT 43	#18	3/16
FAS 11	#21	3/16
FAS 15	#25	1/4
FAS 26	#31	5/16
FAS 25	#37	3/8
FAT 7	#50	1/2



REPLACEMENT HARDWARE Mfg., Inc.

500 West 84 Street, Hialeah, FL 33014

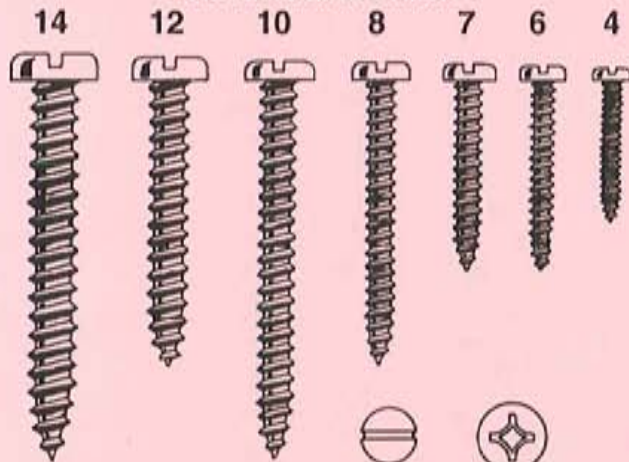
(305) 558-5051 • FAX 305-557-5239 • NATIONAL 800-780-5051

9B3
SECTION B

REV. 3/98

FASTENERS


SHEET METAL SCREW ACTUAL SIZE CHART



SLOTTED

PHILLIPS

WOOD SCREW ACTUAL SIZE CHART



LARGE SELECTION OF POPULAR
WINDOW & DOOR FASTENERS IN STOCK.

CHECK WITH CUSTOMER SERVICE FOR SIZES &
LENGTHS AVAILABLE.



PACKED
IN 100'S



SOME ITEMS
AVAILABLE IN
STAINLESS
STEEL.

ANCHORS



FAS 750	6-8	3/16	PLASTIC
FAS 750 NC	6-8	3/16	PLASTIC
FAS 751	10-12	1/4	PLASTIC



FAS 61
3/16 x 7/8



FAS 752 14-18 5/16 PLASTIC



FAS 4
1/4-20



FAS 753 10 x 1 1/4 PAWL PLUG

IF IN DOUBT ON ANY PART -- SEND SAMPLE FOR IDENTIFICATION.
WE ARE CONSTANTLY ADDING ADDITIONAL ITEMS TO SERVE YOU BETTER.



FASTENERS

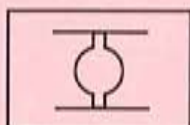


MACHINE SCREW DIAMETER CHART



SPANNERS

FAS 940	10-24 X 3/4	PAN SPANNER	18-8 STAINLESS	(SNAKE EYES)
FAT 103	10 x 1 1/4	SPANNER	STAINLESS	
FAS 450	8 x 1/2	TRUSS SPANNER	STAINLESS	



TINNERMAN NUTS

FAS 309	5/16
FAT 16	3/16
FAS 809	#8



HEX FINISHED HEX NUTS

FAS 242	1/4-20
FAS 302	1/4-20
FAS 302SS	5/16-18
FAT 403	3/8-24



HEX (MACHINE SCREW) HEX NUTS

FAS 245	1/4-28
FAS 655	6-32
FAT 162	10-32
FAT 165	10-24



P.M. NUTS

FAS 102	10-24
FAS 870	8-32



EXTERNAL STAR

FAT 605
FAT 606

AVAILABLE IN BAGS OF 100



FLAT WASHERS

	OD	ID	THICK	M
FAT 601	1/2	7/8		SS
FAT 602	3/4	7/16	1/32	S
FAT 603	3/4	7/16		AL
FAT 604	3/4	7/16		
FAT 608	3/4	7/16		AL
FAT 610	7/16	1/4	.03	



INTERNAL STAR

FAS 301



ACORN

FAT 6	#8
-------	----



WAVEY WASHERS

	OD	ID
FAT 611	15/32	5/16
FAT 613	9/16	11/64
FAT 614	7/16	1/4

IF IN DOUBT ON ANY PART -- SEND SAMPLE FOR IDENTIFICATION.
WE ARE CONSTANTLY ADDING ADDITIONAL ITEMS TO SERVE YOU BETTER.



REPLACEMENT HARDWARE Mfg., Inc.

500 West 84 Street, Hialeah, FL 33014

(305) 558-5051 • FAX 305-557-5239 • NATIONAL 800-780-5051

9B5
SECTION B
REPRINT 3/98

FASTENERS

SHOULDER BOLTS



FAS 12
5/16-18



FAS 13
1/4-20



FAS 28
KELLER

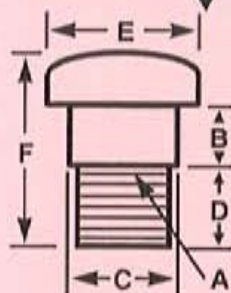


FAS 29
OLD A C

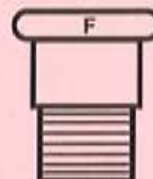


FAT 811
SHOULDER
BOLT
#8 SMS

AVAILABLE
IN BAGS
OF 25



- A - THREAD SIZE
- B - SHOULDER LENGTH
- C - SHOULDER DIAMETER
- D - THREAD LENGTH
- E - HEAD DIAMETER
- F - BOLT LENGTH
- G - HEAD STYLE
- H - DRIVE
- I - MATERIAL



SHOULDER BOLTS

PART #	A	B	C	D	E	F	G	H	I
FAS 13	1/4-20	.188	.313	.188	.500	.474	F	P	A
FAS 29	1/4-20	.270	.300	.210	.454	.540	F	P	A
FAS 28	1/4-20	.165	.305	.205	.435	.460	F	P	A
FAT 9	1/4-20	.280	.370	.250	.500	.635	O	S	A
FAS 73	1/4-28	.170	.210	.175	.405	.390	F	P	S
FAT 45	10-32	.190	.210	.135	.310	.425	F	S	A
FAT 11	10/24	.185	.300	.125	.385	.425	L	S	A
FAT 10	10/24	.200	.245	.250	.370	.530	O	P	A
FAT 20	10/24	.140	.305	.210	.370	.415	O	S	A
FAS 12	5/16-18	.219	.375	.188	.563	.518	O	P	A
FAS 98	5/16-18	.219	.375	.250	.563	.530	O	P	A
FAT 18	5/16-18	.200	.370	.225	.500	.535	F	P	A
FAT 811	8 SMS	.240	.225	.195	.280	.480	F	S	A
FAS 89	8-32	.150	.205	.250	.325	.514	C	P	SS

DRIVES



P - PHILLIPS



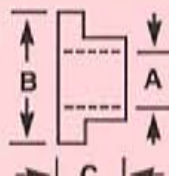
S - SLOTTED



H - HEX



NYLON

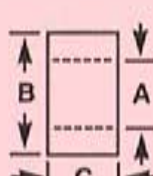


HAT BUSHINGS

	A	B	C
WPA 43	.390	.550	.190
WPA 53	.305	.600	.160
WPA 68	.250	.440	.150
WPA 70	.260	.600	.168
WPA 72	.330	.500	.145
WPA 96	.320	.630	.167
WPA 151	.320	.624	.170
WPA 158	.245	.565	.230
CDF 516	.320	.585	.185
CDF 517	.250	.525	.180
CDF 519	.245	.540	.185



NYLON



ROUND BUSHINGS

	A	B	C
WPA 51	.260	.370	.154
WPA 111	.445	.564	.206
WPA 112	.475	.550	.317
WPA 116	.257	.375	.145
WPA 121	.380	.440	.280
WPA 139	.380	.512	.220
WPA 144	.385	.440	.148
WPA 201	.260	.435	.160



NYLON



FLAT WASHERS

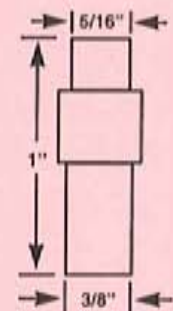
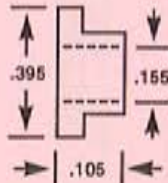
	A	B	C
WPA 54	.160	.630	.030
WPA 130	.270	.432	.030
WPA 131	.385	.753	.064
WPA 132	.260	.625	.030



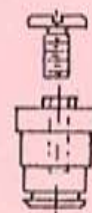
FASTENERS



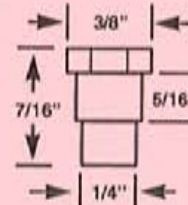
FAS 986
ALUMINUM
EYELET



FAS 83
8-32 THREAD



WPA 49
CAM LOCK
RIVET Y O



FAS 49
STANLEY
REPAIR STUD
10-32



WPA 65
STANLEY
SHORT SHAFT
EXTENSION



FAS 1
1/4-20 x 1
SIDEWALK
BOLT
SLOTTED
HEAD



CARRIAGE BOLTS

FAT 304	5/16-18 x 1/2
FAT 305	5/16-18 X 1
FAT 306	5/16-18 x 1 1/4
FAT 307	5/16-18 x 1 1/2
FAS 239	1/4-20 x 1 1/4



FAS 143
10-24 x 1/2
HEX CAP
BLACK



HEX WASHER HEADS

FAS 611	6 x 3/8
FAS 624	6 x 1/2
FAT 301	8 x 1/2
FAT 302	8 x 1



HEX WASHER TEKS

FAS 176	10 x 1/2
FAS 190	10 x 1
FAS 195	10 x 1



THREAD-CUTTER TEKS

FAT 115	10 x 1	PAN
FAT 116	10 x 1 1/2	PAN



SET SCREWS

FAS 116	10-24 x 1/4
FAS 244	1/4-20 x 1/4
FAS 246	1/4-28 x 1/4
FAS 174	10-32 x 3/16



FAS 3
WASHER
WING NUT



NAILS

- SPIRAL NAILS •
- FLAT HEAD • HARDENED •
- DIAMOND POINT •

FAS 622	6 x 7/8
FAT 35	11 x 1 1/4



THUMB SCREWS

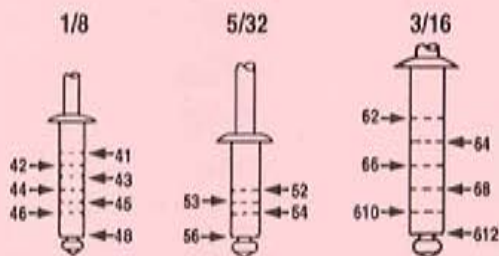
FAS 2	1/4-20 x 1/2
FAS 877	8-32 x 9/16

IF IN DOUBT ON ANY PART -- SEND SAMPLE FOR IDENTIFICATION.
WE ARE CONSTANTLY ADDING ADDITIONAL ITEMS TO SERVE YOU BETTER.



FASTENERS

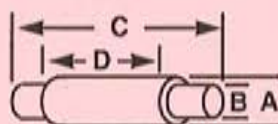
POP RIVETS



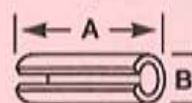
STOCK POP RIVETS	
STANDARD	
PACKS OF 100 • BULK	
SPECIAL PRICING	
FAS 701	#42
FAS 702	#44
FAS 703	#54
FAS 704	#64
FAS 705	#66
FAS 706	#43
FAS 707	#46
FAS 708	#56
FAS 709	#612

HOW TO MEASURE "POP" RIVETS

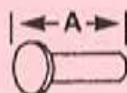
Superimpose your sample on the drawing with the head, body and rivet diameter.
Look for arrow where the end of the rivet body intercepts drawing.
This gives the correct size number.



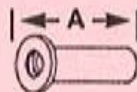
STEP AXLES			
	A	B	C
FAS 91	.240	.210	.670
FAS 96	.250	.220	.540
FAT 44	.185	.165	.335



ROLL PINS	
	A
FAS 20	.800
FAS 92	1.675
FAT 21	1.000
FAT 22	.635
FAT 23	.750
FAT 24	.504
FAT 25	.745
FAT 48	.625



BINDING POSTS	
	A
FAS 659	6-32 x 1
FAS 874	8-32 x 3/8
FAS 62	8-32 x 1/2
FAS 871	8-32 x 3/4
FAT 3	10-32 x 7/16
FAS 27	10-32 x 9/16



RIVET NUTS	
	A
FAS 65	8-32 x 1/2
FAS 67	8-32 x 3/8
FAS 956	8-32 x 1/4
FAT 163	10-32 x 1/2



DECIMAL EQUIVALENTS

1/64"	.0156
1/32"	.0312
3/64"	.0468
1/16"	.0625
5/64"	.0781
3/32"	.0937
7/64"	.1094
1/8"	.1250
9/64"	.1406
5/32"	.1562
11/64"	.1719
3/16"	.1875
13/64"	.2031
7/32"	.2187
15/64"	.2344
1/4"	.2500
17/64"	.2656
9/32"	.2812
19/64"	.2969
5/16"	.3125
21/64"	.3281
11/32"	.3437
23/64"	.3594
3/8"	.3750
25/64"	.3906
13/32"	.4062
27/64"	.4219
7/16"	.4375
29/64"	.4531
15/32"	.4687
31/64"	.4844
1/2"	.5000
33/64"	.5156
17/32"	.5312
35/64"	.5469
9/16"	.5625
37/64"	.5781
19/32"	.5937
39/64"	.6094
5/8"	.6250
41/64"	.6406
21/32"	.6562
43/64"	.6719
11/16"	.6875
45/64"	.7031
23/32"	.7187
47/64"	.7344
3/4"	.7500
49/64"	.7656
25/32"	.7812
51/64"	.7969
13/16"	.8125
53/64"	.8281
27/32"	.8437
55/64"	.8594
7/8"	.8750
57/64"	.8906
29/32"	.9062
59/64"	.9219
15/16"	.9375
61/64"	.9531
31/32"	.9687
63/64"	.9843
1"	1.000

IF IN DOUBT ON ANY PART -- SEND SAMPLE FOR IDENTIFICATION.
WE ARE CONSTANTLY ADDING ADDITIONAL ITEMS TO SERVE YOU BETTER.



REPLACEMENT HARDWARE Mfg., Inc.

500 West 84 Street, Hialeah, FL 33014

(305) 558-5051 • FAX 305-557-5239 • NATIONAL 800-780-5051

9B7
SECTION B
REV. 3/90

STORM SHUTTER HARDWARE



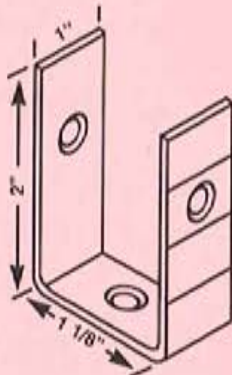

ASH 1
AWNING RING
W/THUMBSCREW



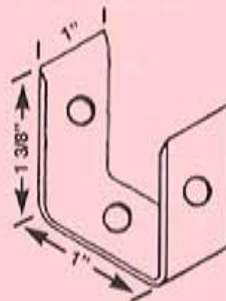
FAS 2
14-20 x 1/2"
THUMBSCREW



ASH 2
AWNING RING
W/THUMBSCREW



ASH 22
ATTACHING
BRACKET



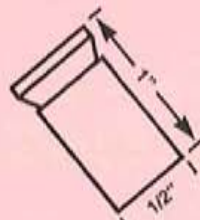
ASH 3
"U" BRACKET



ASH 4
LARGE
CAMEL BRACKET



FAS 1
1/4-20 x 1"
SIDEWALK
BOLT

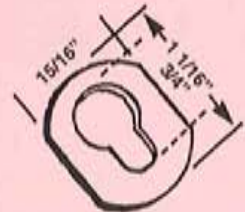


FAS 4
1/4-20 x 1"
ANCHOR

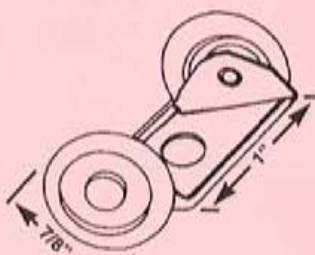


ALUMINUM
PINS

ASH 8 2"
ASH 23 2 1/2"

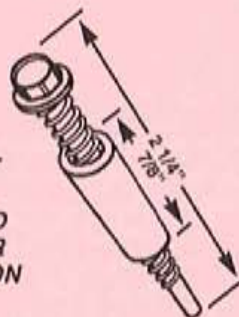


ASH 9
KEYHOLE
WASHERS



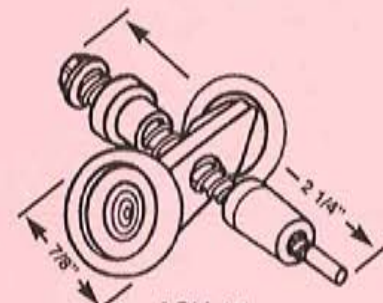
ASH 19
TANDEM ROLLER

IF IN DOUBT
ON ANY
PART -- SEND
SAMPLE FOR
IDENTIFICATION



ASH 16
SHUTTER BOTTOM
GUIDE ASMB

WE ARE
CONSTANTLY
ADDING
ADDITIONAL
ITEMS TO
SERVE YOU
BETTER



ASH 15
SHUTTER
ROLLER ASMB



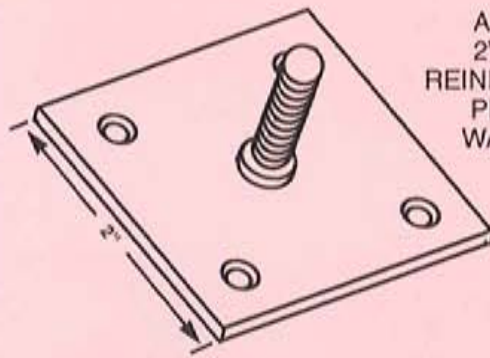
REPLACEMENT HARDWARE Mfg., Inc.

500 West 84 Street, Hialeah, FL 33014

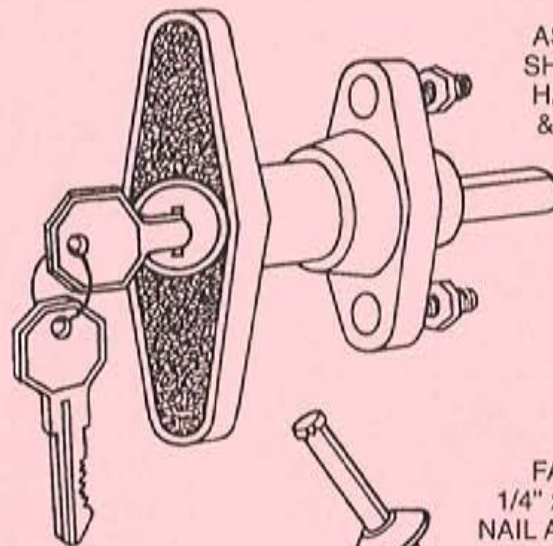
(305) 558-5051 • FAX 305-557-5239 • NATIONAL 800-780-5051

9C1
SECTION C
REV. 7/99

STORM SHUTTER HARDWARE



ASH 5
2" x 2"
REINFORCED
PLATE
W/BOLT



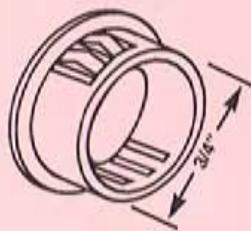
ASH 100
SHUTTER
HANDLE
& LOCK



FAS 3
1/4-20 WASHER
WING NUT



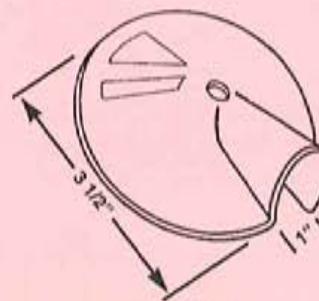
FAS 6
1/4" x 1 1/4"
NAIL ANCHOR
FOR ASH 100
USE 1/4" DRILL



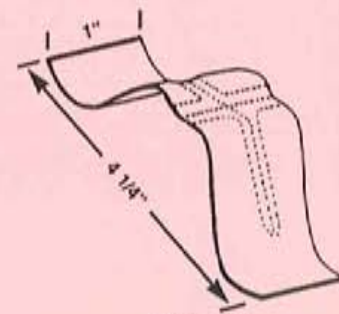
ASH 20
END CAP
FOR ARM



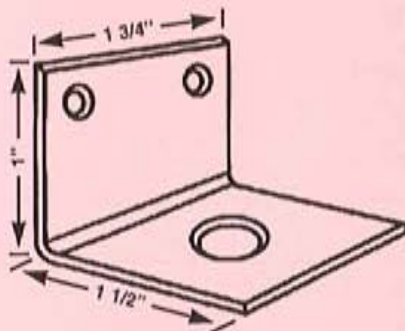
ASH 21
END CAP
FOR ARM



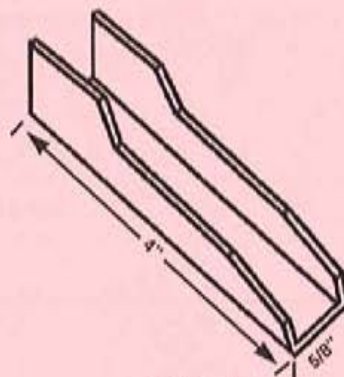
ASH 6
CONE



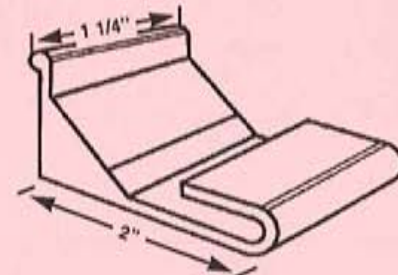
ASH 12
SS CLIP



ASH 10
TIE-DOWN BRACKET



ASH 13
SEAVIEW
WEDGE CLIP



ASH 14
SEAVIEW
NEW STYLE CLIP





CHM 61
L.C. WAX
GALLON

L.C. WAX
Aluminum Lubricant

- PENETRATES
- PROTECTS
- WEATHERPROOFS

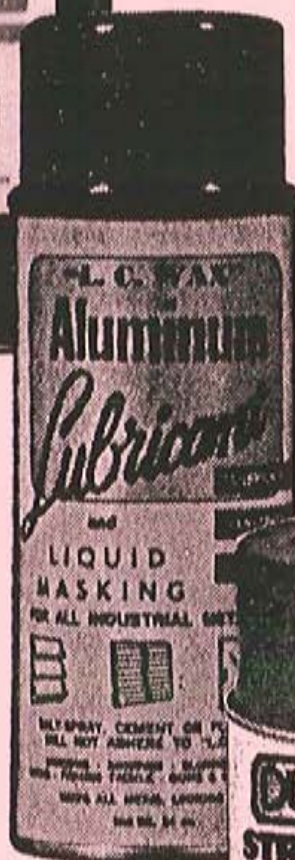
Prevents Oxidation and
Rust and does it
BETTER



CLEANS
as it
LUBRICATES



CHM 50
ALUM-A-LUB



CHM 57
L.C. WAX
12 OZ.

- Acrylic Enamel
- Developed for Florida Environment
- Florida Tested
- Will Not Fade or Flake

DURABLE
STRUCTURAL SPRAY PAINT
is the answer to your touchup
problems. Tough, durable and
easy to apply. Formulated to
withstand hot tropical sun and
excessive humidity.



PAINT
CHM 10 WHITE
CHM 20 MB 40 BRONZE
CHM 40 ALUMINUM



#1
IN
SERVICE

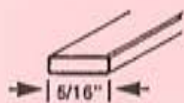


REPLACEMENT HARDWARE Mfg., Inc.

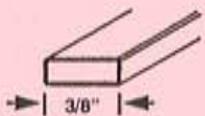
500 West 84th Street ♦ Hialeah ♦ Florida 33014 ♦ USA
305-558-5051 ♦ Fax: 305-557-5239 ♦ Toll Free: 1-800-780-5051
www.rhmfg.com ♦ www.replacement-hardware.com

9D1
SECTION D
REV. 3/03

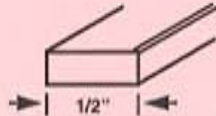
VINYL




WDV 114
FLAT VINYL



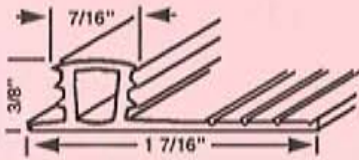
WDV 123
1/8" x 3/8"
GLAZING TAPE



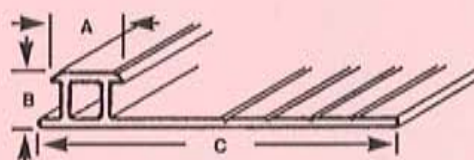
WDV 125
3/16" x 1/2"
GLAZING TAPE



WDV 110
1 1/2 x 1/8 RUB STRIP

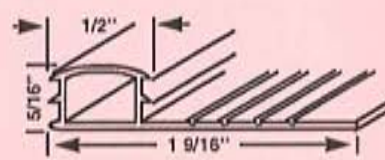


WDV 58

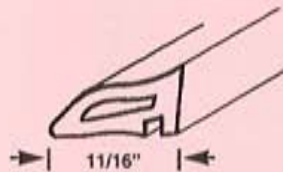


WIDE BUG FLAPS

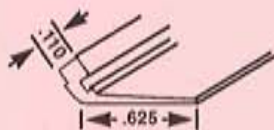
PART #	A	B	C
WDV 46	11/32"	1/2"	1 7/8"
WDV 57	3/8"	1/4"	3/4"



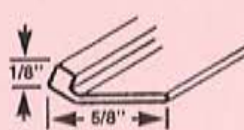
WDV 153



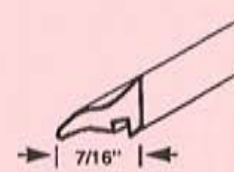
WDV 150
3/16"
NEOPRENE WEDGE
250' PER ROLL



WDV 51
PANEL SILL
SWEEP



WDV 140
PANEL SILL
SWEEP



WDV 151
1/8"
NEOPRENE WEDGE
400' PER ROLL



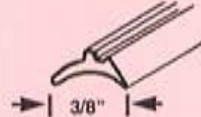
WDV 142
GLASS
RETAINER



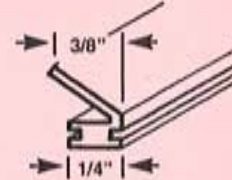
WDV 133
FLAP SEAL



WDV 132
FLAP SEAL



WDV 113 GRAY
WDV 115 BLACK
GLAZING WEDGES



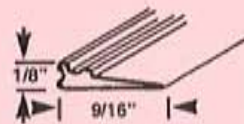
WDV 148
FLAP GASKET
400' PER ROLL



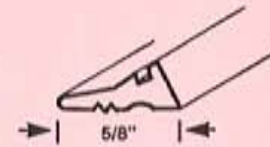
WDV 109
WEATHERSTRIP



WDV 111
WEATHERSTRIP
VINYL



WDV 112
WEATHERSTRIP
VINYL



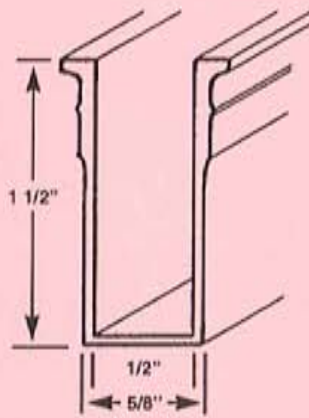
WDV 128
TREMCO
1/8" POLYWEJ

MINIMUM ORDER APPLIES ON ALL VINYL

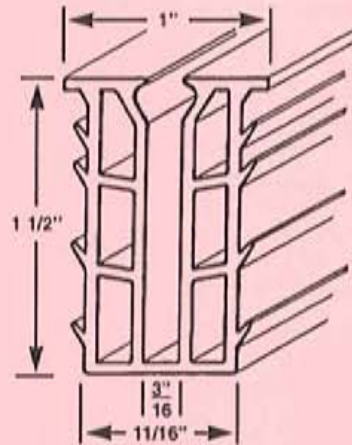
IF IN DOUBT ON ANY PART -- SEND SAMPLE FOR IDENTIFICATION



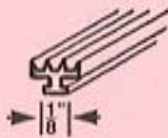
VINYL



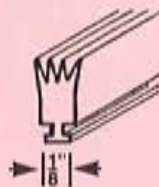
WDV 141
GLAZING CHANNEL



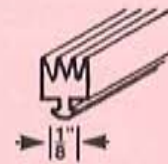
WDV 136
GLAZING CHANNEL



WDV 143
SLIMLINE
WEDGE



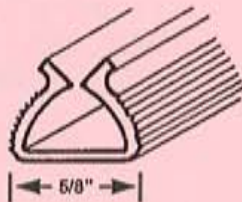
WDV 144
HARCAR
WEDGE



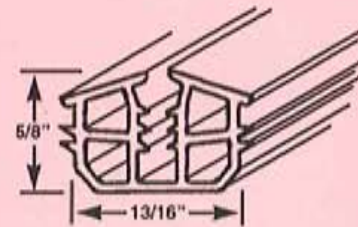
WDV 145
HARCAR
WEDGE



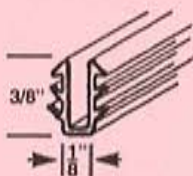
WDV 131
GLAZING VINYL



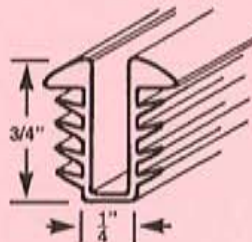
WDV 137
GLAZING CHANNEL



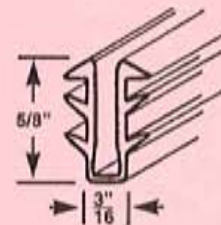
WDV 147
REDUCING VINYL
Insulated to 1/4" Glass



WDV 103
GLAZING BEAD



WDV 130
GLAZING VINYL
1/4 OR 3/16



WDV 134
MILLER
GLAZING VINYL 3/16

MINIMUM ORDER APPLIES ON ALL VINYLs.

IF IN DOUBT ON ANY PART -- SEND SAMPLE FOR IDENTIFICATION.
WE ARE CONSTANTLY ADDING ADDITIONAL ITEMS TO SERVE YOU BETTER.



REPLACEMENT HARDWARE Mfg., Inc.

500 West 84 Street, Hialeah, FL 33014

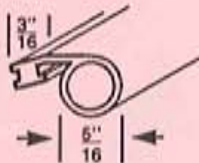
(305) 558-5051 • FAX 305-557-5239 • NATIONAL 800-780-5051

9E2
SECTION E
REV. 1/98

VINYL



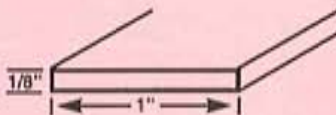
WDV 116
VINYL



WDV 135
BULB VINYL



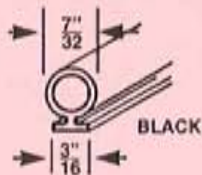
WDV 139
BULB VINYL
ATW VENT



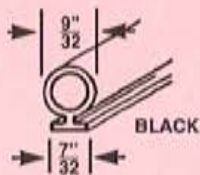
WDV 121
1" x 1/8"
RUBBER STRIP



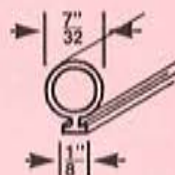
MINIMUM
ORDER
APPLIES
ON ALL
VINYLs.



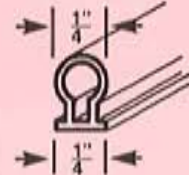
WDV 40
HEADER
SILL VINYL



WDV 152
HEADER
SILL VINYL



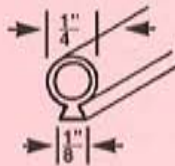
WDV 138
BULB VINYL



WDV 149
BULB VINYL



WDV 50
BULB VINYL



WDV 101
BULB VINYL
.110 BASE



WDV 52
BULB VINYL

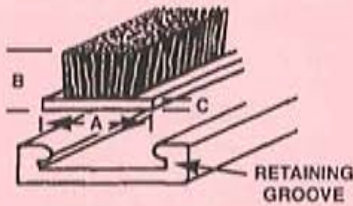
IF IN DOUBT ON ANY PART -- SEND SAMPLE FOR IDENTIFICATION.
WE ARE CONSTANTLY ADDING ADDITIONAL ITEMS TO SERVE YOU BETTER.



WEATHERSEAL YOUR WINDOWS AND DOORS

STOP AIR INFILTRATION, WATER, DUST AND INSECTS!

WOOLPILE WEATHERSTRIP



Minimum Order 100 Ft.

New Center Polypropylene Fin Eliminates Infiltration at Window & Door Joints.

Stops Rattles with Added Support of Pile Directors. Holds Pile Upright to Avoid Crushing.

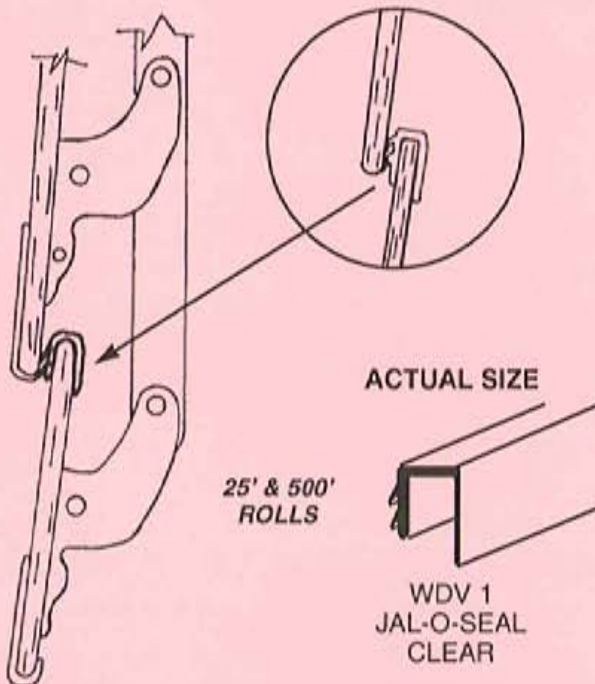
Rugged, Solid Polypropylene Base Ultrasonically Welded to Pile, Eliminates Shrinkage.

WOOLPILE WITH FIN

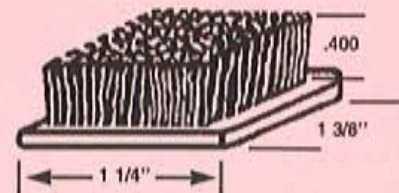
	BASE	HEIGHT
WDW 29	.187	.180
WDW 30	.187	.200
WDW 31	.187	.240
WDW 32	.270	.180
WDW 33	.270	.200
WDW 34	.270	.240
WDW 26	.225	.250
WDW 35	.270	.180
WDW 41	.270	.190
WDW 43	.260	.200
WDW 44	.270	.460
WDW 45	.270	.170

WOOLPILE

WDW 42	.280	.140
WDW 48	.187	.150
WDW 49	.187	.330
WDW 50	.187	.200



**WE'RE
#1
IN
SERVICE**

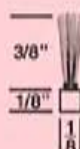


WDW 47
WEATHERSEAL PAD

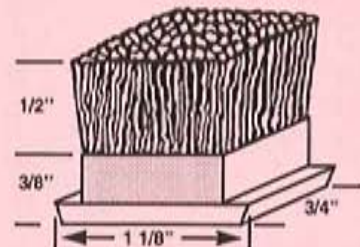
SEALS OUT THE DRAFTS USUALLY FOUND IN JALOUSIE-TYPE WINDOWS



WDW 25
SKIRTING



WDW 38
SKIRTING



WDW 51
WEATHERSEAL PAD

WE ARE CONSTANTLY ADDING ADDITIONAL ITEMS IN ORDER TO SERVE YOU BETTER.
IF IN DOUBT ON ANY PART -- SEND SAMPLE FOR IDENTIFICATION.

**#1
IN
SERVICE**



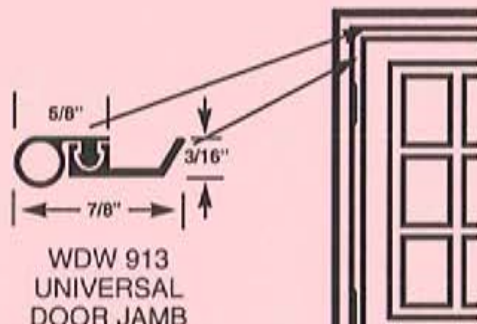
REPLACEMENT HARDWARE Mfg., Inc.

500 West 84th Street ♦ Hialeah ♦ Florida 33014 ♦ USA
305-558-5051 ♦ Fax: 305-557-5239 ♦ Toll Free: 1-800-780-5051
www.rhmfg.com ♦ www.replacement-hardware.com

9E4
SECTION E
REV. 11/02

WEATHERSEAL

WEATHERSTRIPPING

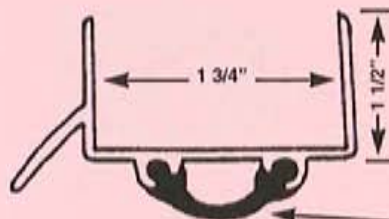


WDW 913
UNIVERSAL
DOOR JAMB
WEATHERSTRIP
1 - 36" FOR HEAD
2 - 84" FOR JAMB

STANDARD 3'0" x 7'0"



WDW 905
BOTTOM
SWEEP



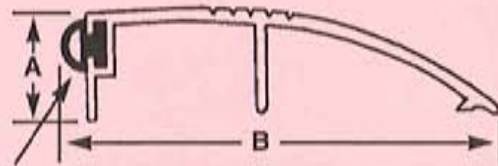
WDW 907
DOOR BOTTOM
SHOE

WDV 54
REPLACEMENT
VINYL



**WE'RE
#1
IN
SERVICE**

THRESHOLDS



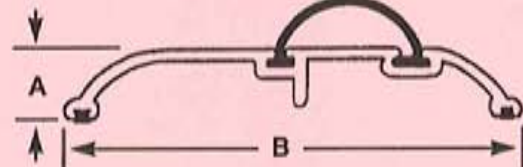
WDV 53
REPLACEMENT
VINYL

SLOV TYPE BUMPER
THRESHOLD FOR
OUT-SWING DOORS

	A	B
WDW 901	1"	3 1/4"
WDW 902	5/8"	3 3/8"

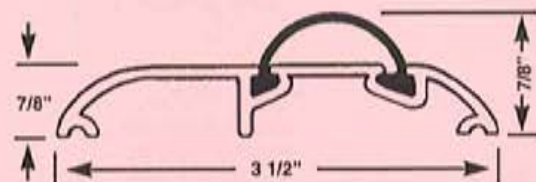
*IF IN DOUBT
ON ANY
PART SEND
SAMPLE FOR
IDENTIFICATION*

WDV 39
REPLACEMENT
VINYL

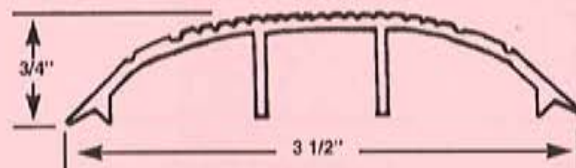


VINYL INSERT THRESHOLD

	A	B
WDW 903	1/2"	3 1/4"



WDW 914
HIGH-SADDLE THRESHOLD
36"




WDW 908
THRESHOLD
USE WITH WDW 906 & 907

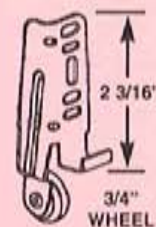
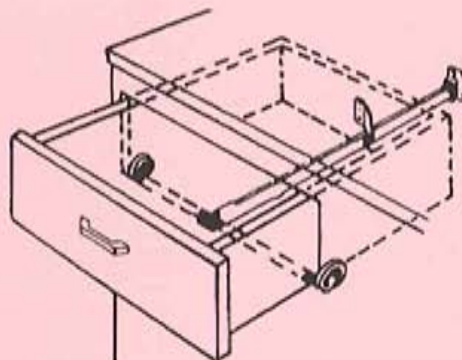
WEATHERSEAL



DRAWER ROLLERS & BRACKETS



DSG 2
ROLLER
BRACKET



DSG 23
SIDE
ROLLER

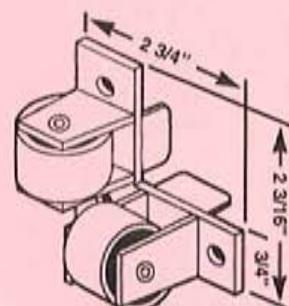
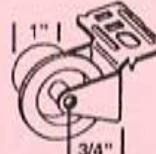
DSG 16
CENTER
ROLLER



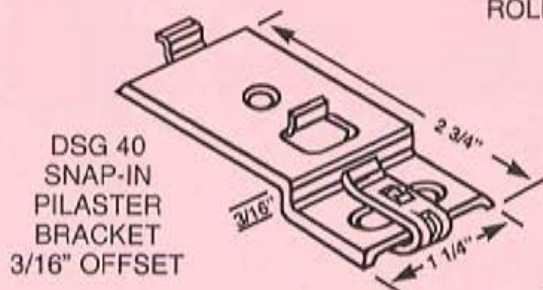
DSG 17 RIGHT
DSG 18 LEFT
FRONT ROLLERS



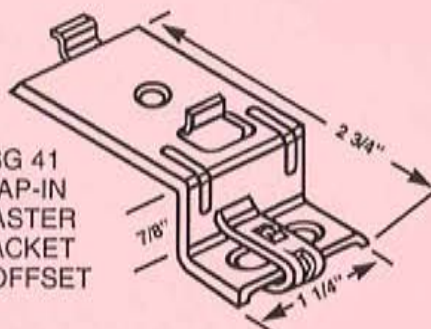
DSG 44
DRAWER GUIDE
ROLLER ASMB



DSG 45
DRAWER GUIDE
ROLLER ASMB



DSG 40
SNAP-IN
PILASTER
BRACKET
3/16" OFFSET

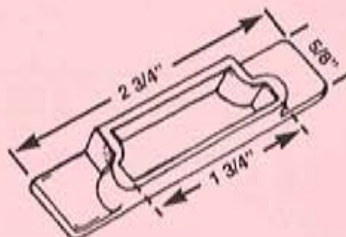


DSG 41
SNAP-IN
PILASTER
BRACKET
7/8" OFFSET

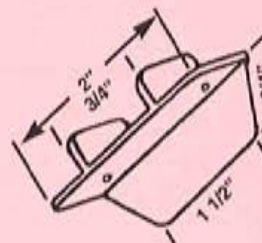
IF IN DOUBT ON ANY
PART -- SEND SAMPLE
FOR IDENTIFICATION



FRONT & BACK TRACK GUIDES



DSG 32
BACK
SUPPORT
GUIDE



DSG 24
WOOD
RAIL
TRACK
GUIDE

MONORAIL DRAWER REPLACEMENT PARTS

**#1
IN
SERVICE**



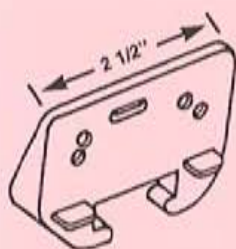
REPLACEMENT HARDWARE Mfg., Inc.

500 West 84th Street ♦ Hialeah ♦ Florida 33014 ♦ USA
305-558-5051 ♦ Fax: 305-557-5239 ♦ Toll Free: 1-800-780-5051
www.rhmfg.com ♦ www.replacement-hardware.com

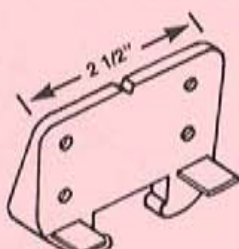
9G1
SECTION G
REV. 3/03

MONORAIL DRAWER REPLACEMENT PARTS

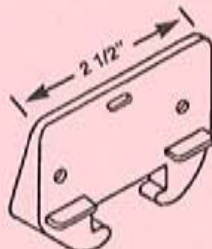
RAIL GUIDES FOR METAL OR WOOD TRACK



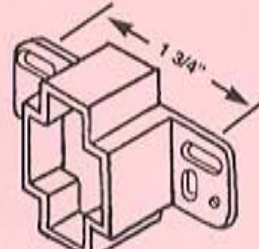
DSG 9
RAIL GUIDE



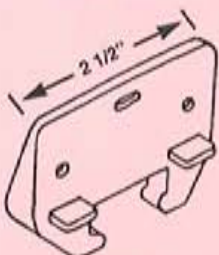
DSG 21
RAIL GUIDE



DSG 37
RAIL GUIDE



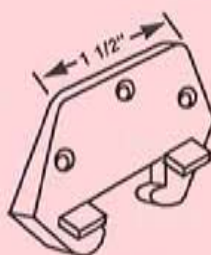
DSG 39
REAR RAIL BRACKET



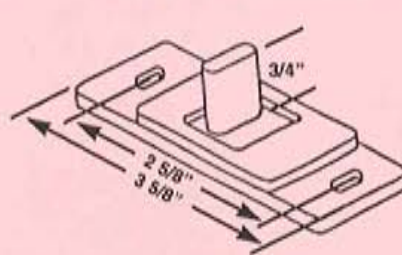
DSG 26
DRAWER TO RAIL
BRACKET



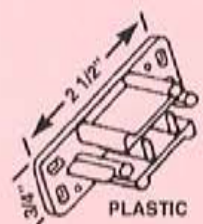
DSG 27
BACK GUIDE



DSG 28
DRAWER TO RAIL
BRACKET

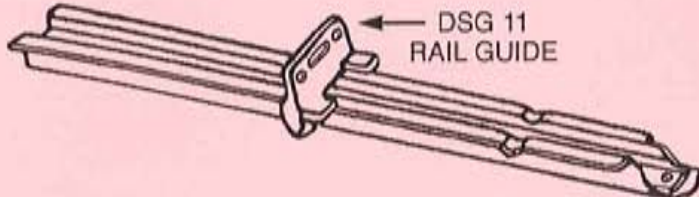


DSG 38
REAR RAIL
BRACKET

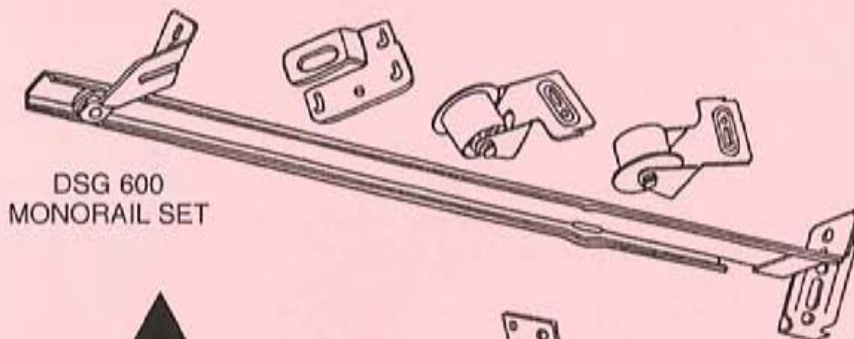


DSG 12
BACK SOCKET

TYPICAL MONORAIL SYSTEMS



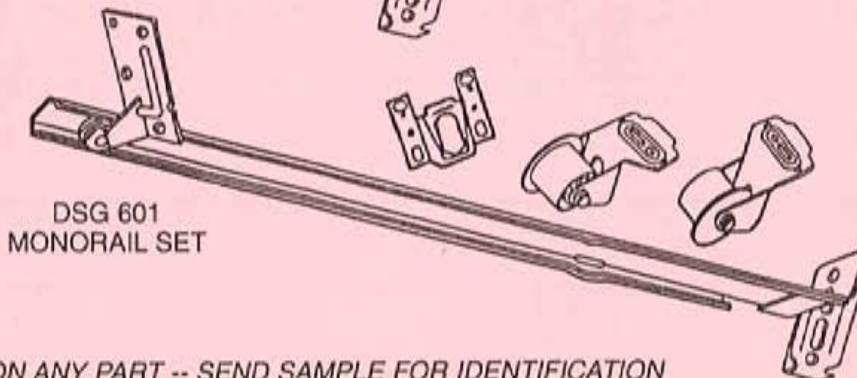
DSG 13
SIDE
GUIDES



DSG 600
MONORAIL SET



DSG 14 LEFT
DSG 15 RIGHT
FRONT ROLLERS



DSG 601
MONORAIL SET



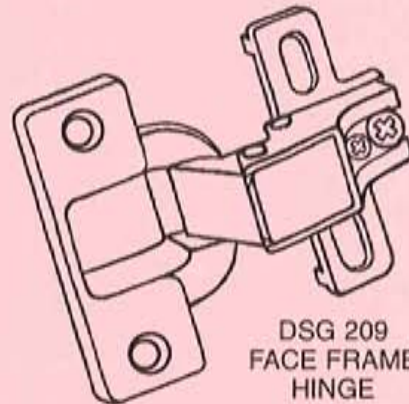
IF IN DOUBT ON ANY PART -- SEND SAMPLE FOR IDENTIFICATION



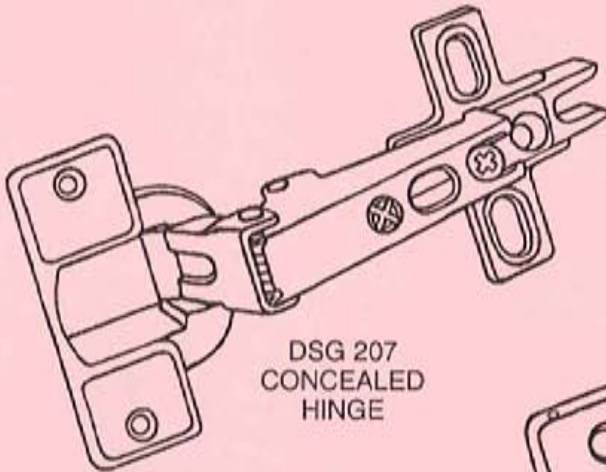
CABINET HARDWARE



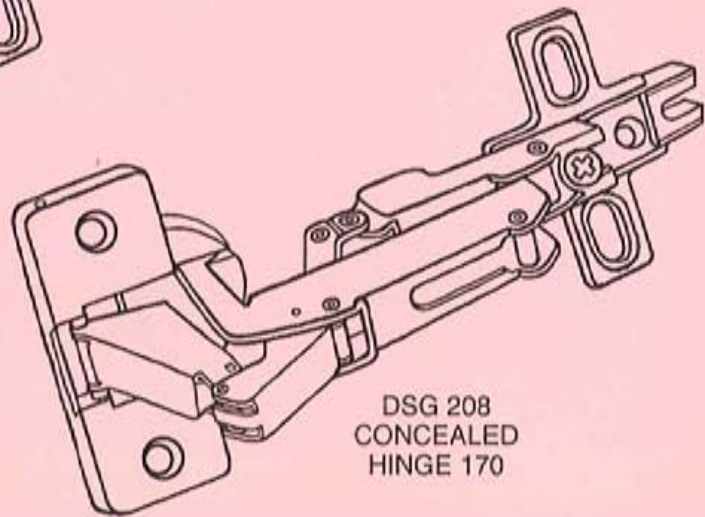
DSG 204
GERMAN
TOP HINGE



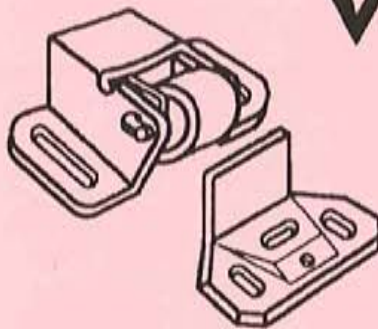
DSG 209
FACE FRAME
HINGE



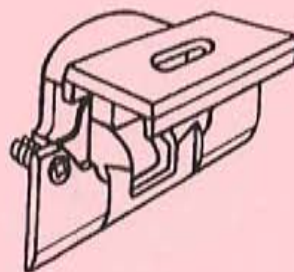
DSG 207
CONCEALED
HINGE



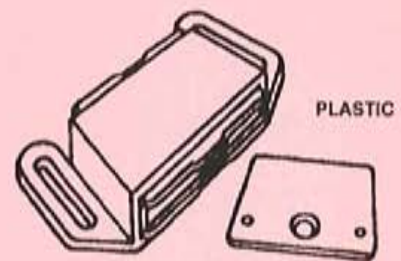
DSG 208
CONCEALED
HINGE 170



DSG 302
ROLLER LATCH SET



DSG 205
BOTTOM HINGE



DSG 301
MAGNETIC CATCH

PLASTIC

IF IN DOUBT ON ANY PART -- SEND SAMPLE FOR IDENTIFICATION.
WE ARE CONSTANTLY ADDING ADDITIONAL ITEMS TO SERVE YOU BETTER.



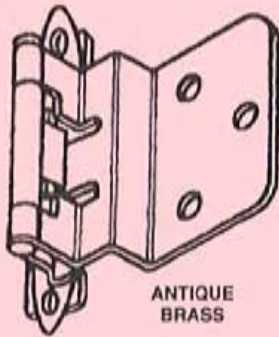
REPLACEMENT HARDWARE Mfg., Inc.

500 West 84 Street, Hialeah, FL 33014

(305) 558-5051 • FAX 305-557-5239 • NATIONAL 800-780-5051

9G3
SECTION G
REV. 4/99

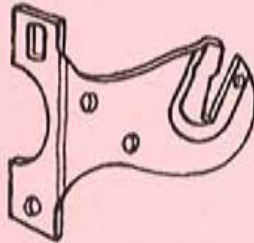
CABINET HARDWARE



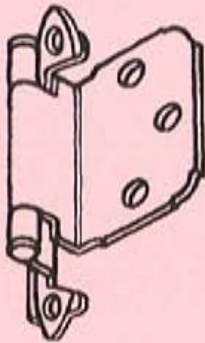
DSG 202
SELF-CLOSING
HINGE
3/8" OFFSET



DSG 203
WRAP-AROUND
HINGE



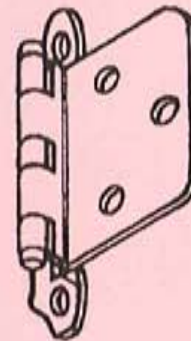
DSG 800
SHADE BRACKETS



DSG 200
SELF-CLOSING
HINGE



DSG 400
KNOB
1 1/2" DIAM.



DSG 201
HINGE



DSG 402
DECORATIVE KNOB
1 3/8" DIAM.



DSG 403
H.D. KNOB
1 7/16" DIAM.



DSG 401
ROUND KNOB
1 1/4" DIAM.

IF IN DOUBT ON ANY PART -- SEND SAMPLE FOR IDENTIFICATION.
WE ARE CONSTANTLY ADDING ADDITIONAL ITEMS TO SERVE YOU BETTER.



SNAP-IN GLAZING BEAD

SPECIFY COLOR: MILL, BRONZE OR WHITE MAY BE AVAILABLE



WGB 9
CROWN
ATW



WGB 10
CE, S/H
CROWN 1000
SERIES SH



WGB 12
HARCAR
S/H



WGB 14
PAN AM
S/H



WGB 18
Y.O.
AWNING



WGB 19
Y.O.
S/H



WGB 20
SECURITY



WGB 22
TUCKER



WGB 29
HARCAR
SLIM LINE
S/H



WGB 31
WALLACE
S/H



WGB 34
ALCAN
ATW



WGB 35
HARCAR



WGB 38
ALCAN



WGB 39
AIR MASTER



WGB 46
BULL NOSE
SMALL



WGB 52



WGB 53



WGB 55



WGB 56



WGB 61
PGT



WGB 63



WGB 64



WGB 66
BULLNOSE



WGB 67
VINYL TECH



WGB 68
ALCAN



WGB 71



WGB 72
PINO S/H



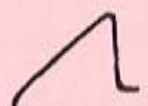
WGB 73



WGB 74



WGB 75



WGB 77



WGB 78



WGB 79



WGB 80



WGB 81



WGB 82 BR

IF IN DOUBT ON ANY PART -- SEND SAMPLE FOR IDENTIFICATION



REPLACEMENT HARDWARE Mfg., Inc.

500 West 84 Street, Hialeah, FL 33014

(305) 558-5051 • FAX 305-557-5239 • NATIONAL 800-780-5051

9H1
SECTION H
REV. 4/99

SNAP-IN GLAZING BEAD

**#1
IN
SERVICE**



VINYL



GRAY

WGB 4
AIR CONTROL
S/H



GRAY

WGB 5
AIR CONTROL
ATW



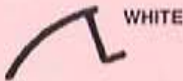
BLACK

WGB 16
ANDERSON
1/4" GLASS



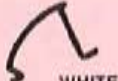
BLACK
WHITE

WGB 23
VE ANDERSON



WHITE

WGB 24
VE ANDERSON
O/S



WHITE

WGB 65
C E



BRONZE
WHITE

WGB 70
MOBILE HOME
VINYL BEAD



BRONZE
WHITE

WGB 21
CROSSLY
S/H



NOT AVAILABLE

WGB 54
KELLER
S/H



NOT AVAILABLE

WGB 58
KELLER '90
S/H 501




NOT AVAILABLE

WGB 60
KELLER
ATW '90



WHITE

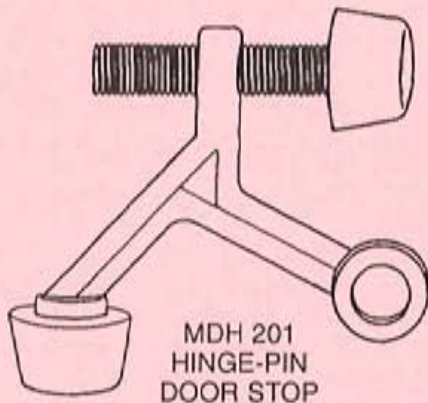
WGB 82 WH



IF IN DOUBT ON ANY PART -- SEND SAMPLE FOR IDENTIFICATION.
WE ARE CONSTANTLY ADDING ADDITIONAL ITEMS TO SERVE YOU BETTER.

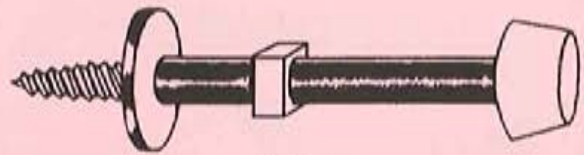


DOOR STOPS



MDH 201
HINGE-PIN
DOOR STOP

- Adjustable Door Stops Can Be Set to Stop at Any Desired Angle
- Fits Pin of Any Average Door Hinge



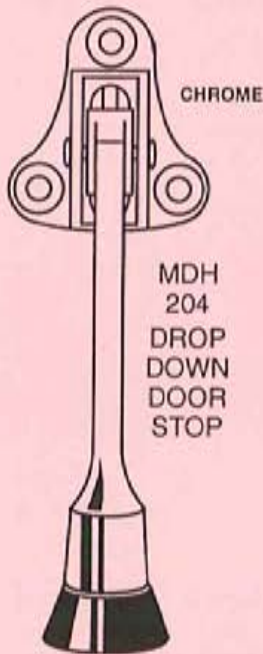
MDH 200
DOOR STOP

- Brass-Plated Finish
- Zinc Die-Cast, 1-Piece Construction
- 3 Inches Long
- Easy to Install with Self-Start Screw



MDH 202
SPRING DOOR STOP

- Brass Finish with Plastic Bumper
- Separate Screw & Base Plate for Easy Installation
- Cone-Shaped Spring Design



MDH
204
DROP
DOWN
DOOR
STOP

CHROME



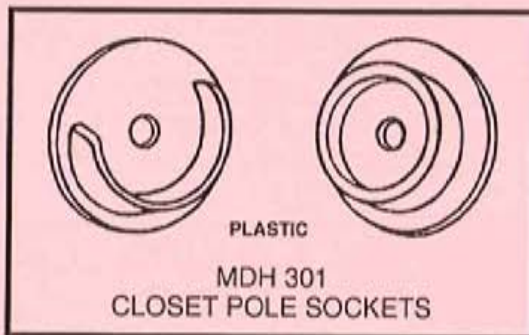
MDH
207
DOOR
STOP

MDH 208
TIP ONLY
FOR
MDH 207



MDH 203
SPRING DOOR STOP

- Flexible for Safe & Easy Cleaning
- 3 Inches Long
- Chrome-Plated Finish with Plastic Tip



PLASTIC

MDH 301
CLOSET POLE SOCKETS



MDH 205
DELUXE
FLOOR
BUMPER
STOP

- Heavy-Duty Cast Floor Bumper Stops
- Large 1 7/8" Diameter
- 3/16" Offset Stop
- Low Step for All Floor Surfaces
- Heavy Vinyl Cushion Door Protector
- Furnished with Screw & Anchor

IF IN DOUBT ON ANY PART -- SEND SAMPLE FOR IDENTIFICATION

**#1
IN
SERVICE**

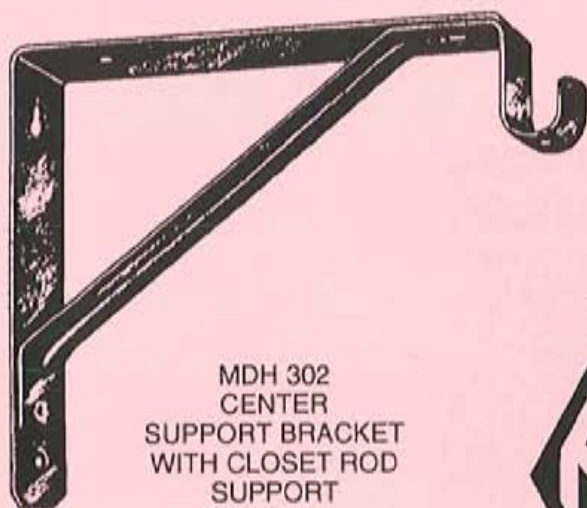


REPLACEMENT HARDWARE Mfg., Inc.

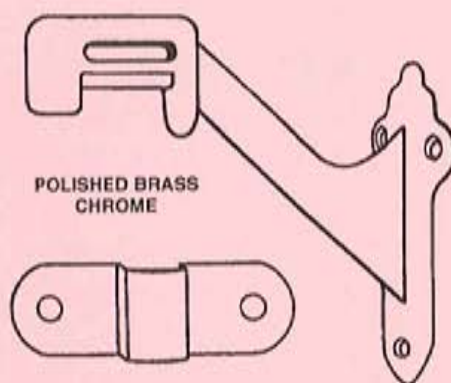
500 West 84th Street ♦ Hialeah ♦ Florida 33014 ♦ USA
305-558-5051 ♦ Fax: 305-557-5239 ♦ Toll Free: 1-800-780-5051
www.rhmfg.com ♦ www.replacement-hardware.com

911
SECTION I
REV. 3/03

DOOR STOPS

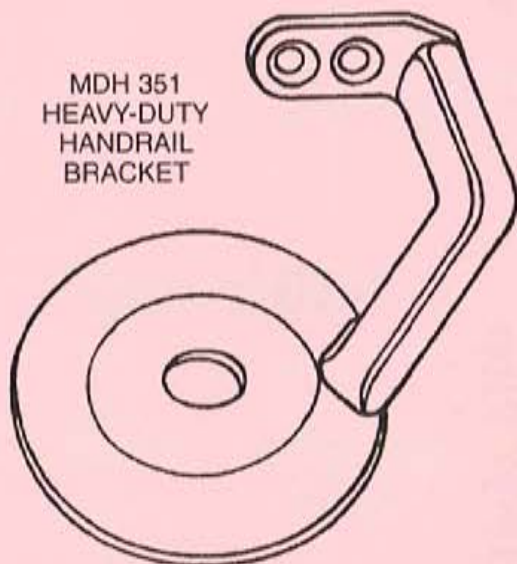


MDH 302
CENTER
SUPPORT BRACKET
WITH CLOSET ROD
SUPPORT



POLISHED BRASS
CHROME


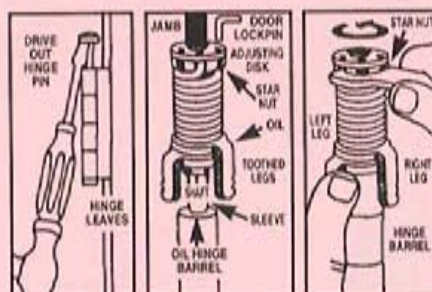
MDH 350
HANDRAIL BRACKET



MDH 351
HEAVY-DUTY
HANDRAIL
BRACKET



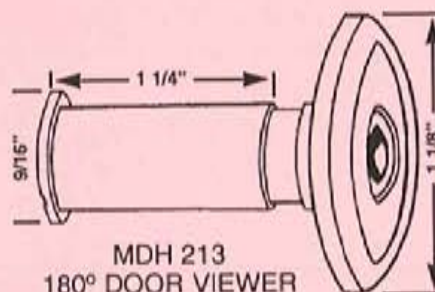
MDH 206
COAT &
HAT HOOK



MDH 211
160° DOOR VIEWER



MDH 214
AUTOMATIC
HINGE-PIN
DOOR
CLOSER



MDH 213
180° DOOR VIEWER

IF IN DOUBT ON ANY PART -- SEND SAMPLE FOR IDENTIFICATION.
WE ARE CONSTANTLY ADDING ADDITIONAL ITEMS TO SERVE YOU BETTER.

