

# CUSTOM MADE WINDOW SCREEN ORDER FORM

Account# \_\_\_\_\_

Page# \_\_\_\_ of \_\_\_\_

Sold To: \_\_\_\_\_

Ship To: \_\_\_\_\_

\_\_\_\_\_

\_\_\_\_\_

\_\_\_\_\_

\_\_\_\_\_

Salesman \_\_\_\_\_ Supervisor \_\_\_\_\_ Purchase Order# \_\_\_\_\_

Date \_\_\_\_\_ Quoted By \_\_\_\_\_ Customer # \_\_\_\_\_

**STEP 1 Measurement**  
 \_\_\_\_\_ " Width x \_\_\_\_\_ " Height  
 Note: On all screen frames with flange include flange in measurement.

**STEP 5 Crossbrace location**  
 Required \_\_\_\_\_ Not Required \_\_\_\_\_  
 Horizontal: \_\_\_\_\_ inches up from the bottom  
 Vertical: \_\_\_\_\_ inches from the right rail

**STEP 2 Identify Frame part #** \_\_\_\_\_

**STEP 3 Select frame finish.**  
 Mill \_\_\_\_\_ White \_\_\_\_\_ Brown \_\_\_\_\_  
 Other \_\_\_\_\_

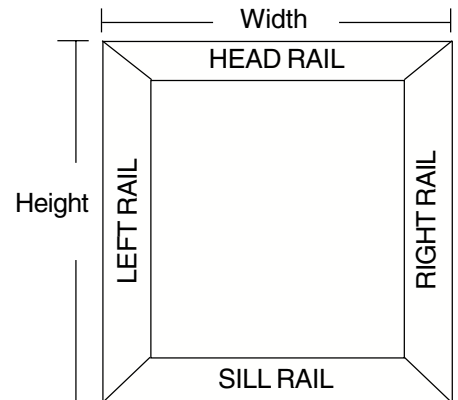
**STEP 6 Type of Corner Keys**  
 Plastic External (Standard) \_\_\_\_\_  
 Plastic Internal \_\_\_\_\_

Note: Unless otherwise specified, all custom made window screens are manufactured with external plastic corner keys.

**STEP 4 Select wire.**  
 Charcoal Fiberglass (Standard) \_\_\_\_\_  
 Gray Fiberglass \_\_\_\_\_ Bright Aluminum \_\_\_\_\_  
 Charcoal Aluminum \_\_\_\_\_ Other \_\_\_\_\_

**STEP 7 Hardware:** Required \_\_\_\_\_ Not Required \_\_\_\_\_

**STEP 8 Measure location of hardware and specify on drawing.**  
 Always determine hardware location from the end of corner to either center or pivot point depending on type of hardware.



Hardware to be provided			
Location	Part Number	Quantity	Inches from end (tip or corner)
Installed on HEAD RAIL			
Installed on SILL RAIL			
Installed on LEFT RAIL			
Installed on RIGHT RAIL			

Part#	Quantity	Size	Price Each	Amount
990-999		_____ " width x _____ " height		
890-999-1		Window Screen Packaging Charge	<b>\$3.00 Per Screen</b>	
			Freight	
			<b>TOTAL</b>	

**STEP 9 All Custom made window screen orders will not be processed without customer's signature verifying acceptance of our terms and conditions of order.**

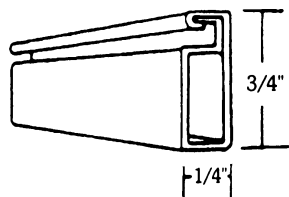
I understand that this material is not regular stock, but custom made to specifications as stated above. I understand and accept the condition that this material is NON RETURNABLE and NON-CANCELABLE. A packaging charge of \$3.00 per screen will be assessed for quantities less than 10 of a size. Freight prepaid on orders of 240 or more assorted screens. IT IS THE RESPONSIBILITY OF THE CUSTOMER TO INSPECT FOR DAMAGE, AND MAKE THE CLAIM WITH THE CARRIER, AS WE ARE NOT RESPONSIBLE FOR DAMAGE.

**Please Note: For all truck deliveries there is an additional minimum charge of \$59.00.  
 There is an additional charge for residential deliveries.**

Signature of Authorized Buyer \_\_\_\_\_ Buyer Phone \_\_\_\_\_ - \_\_\_\_\_  
 Title \_\_\_\_\_

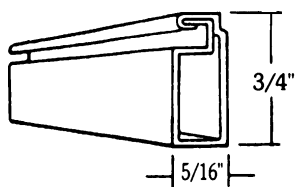
# CUSTOM MADE WINDOW SCREENS

## ROLLED FORMED ALUMINUM FRAME SIZES



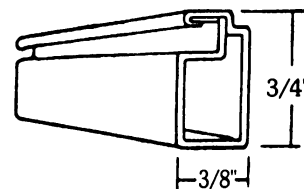
**90M-250**

Components - see below



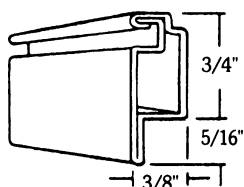
**90M-220**

Components - see following pages



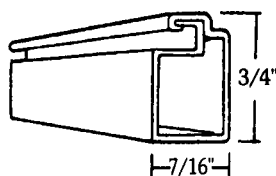
**90M-196**

Components - see following pages



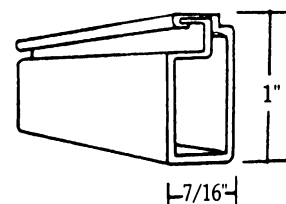
**90M-256 with lip**

Components - see following pages



**90M-280**  
**90M-286**

Components - see following pages



**90-504M**

Components - see following pages

## ALUMINUM FRAME ACCESSORIES

### PLUNGER ASSEMBLIES

5/32"

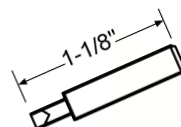


**90-635** White Cap  
**90-635B** Black Cap



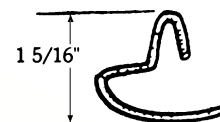
Flip Type  
**90-635FT** White Cap  
**90-635BFT** Black Cap

### FIXED PIN



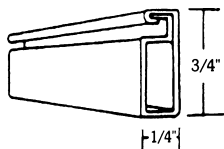
**900-21792**  
5/32"x1-1/8"

### HAIR PIN CLIP




**90-127**

.019 GAUGE

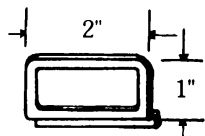


**90M-250** Mill  
**90M-251** White  
**90M-252** Brown

### LOOP LATCH

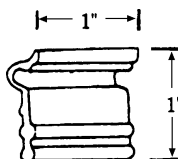


**90-103x** Spline Type

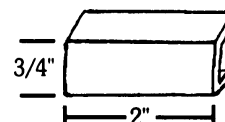


Nylon - Lays Flat  
**900-12883** Clear  
**900-12883B** Black

### PULL TABS

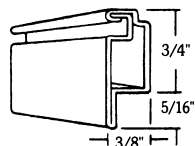


**90-633** Black vinyl flexible  
**90-634** Black vinyl rigid  
**90-634G** Gray vinyl rigid



Aluminum  
**90-118** Mill  
**90-118WH** White

.019 GAUGE



**90M-256** Mill  
**90M-257** White  
**90M-258** Brown

Can be used with frame  
90M-196, 90M-197 & 90M-198

### PLUNGER ASSEMBLIES

5/32"

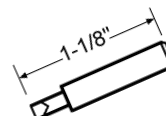


**90-635** White Cap  
**90-635B** Black Cap



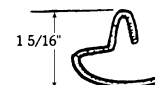
Flip Type  
**90-635FT** White Cap  
**90-635BFT** Black Cap

### FIXED PIN



**900-21792**  
5/32"x1-1/8"


### HAIR PIN CLIP



**90-127**


# CUSTOM MADE WINDOW SCREEN

## LOOP LATCH



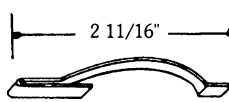
**90-103x**  
Spline Type

## POINTER LATCH



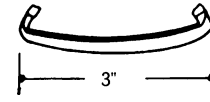
**900-9823** Black  
**900-9823W** White

## CORNER SPRING

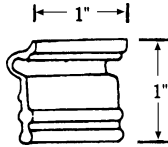


**90-498**

## TENSION SPRING

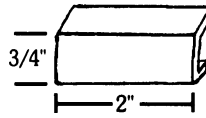


**90-97**

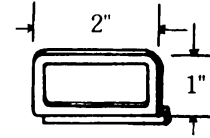


Vinyl  
**90-633** Black Flexible  
**90-634** Black Rigid  
**90-634G** Gray Rigid

## PULL TABS

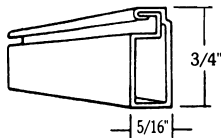


Aluminum  
**90-118** Mill  
**90-118WH** White



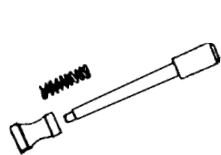
Nylon - Lays Flat  
**900-12883** Clear  
**900-12883B** Black

**.019 GAUGE**

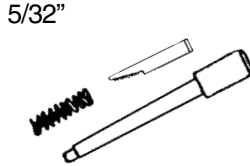


**90M-220** Mill  
**90M-221** White  
**90M-222** Brown

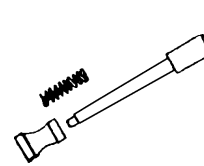
## PLUNGER ASSEMBLIES



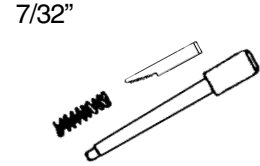
**90-635** White cap  
**90-635B** Black cap



Flip Type  
**90-635FT** White cap  
**90-635BFT** Black cap

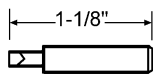


**900-9850** White  
**900-9850B** Black



Flip Type  
**900-9850FT** White cap  
**900-9850BFT** Black cap

## FIXED PIN



**900-21792** 5/32"x1-1/8"  
**900-21747** 7/32"x1-1/8"  
7/32" Plunger

## BUTTERFLY LATCH



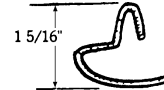
**90-506**

## LOOP LATCH



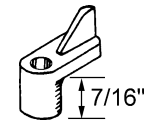
**90-103x**  
Spline Type

## HAIR PIN CLIP



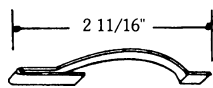
**90-127**

## SWIVEL CLIP



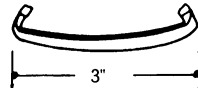
**90-691** Black  
**90-691W** White

## CORNER SPRING



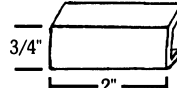
**90-498**

## TENSION SPRING

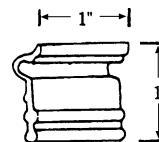


**90-97**

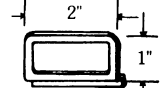
## PULL TABS



Aluminum  
**90-118** Mill  
**90-118WH** White



Vinyl  
**90-633** Black Flexible  
**90-634** Black Rigid  
**90-634G** Gray Rigid



Nylon - Lays Flat  
**900-12883** Clear  
**900-12883B** Black

# CUSTOM MADE WINDOW SCREENS

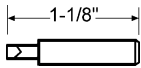
**.019 GAUGE**

**90M-196 Mill**  
**90M-197 White**  
**90M-198 Brown**

## PLUNGER ASSEMBLIES

<p><b>5/32"</b></p> <p><b>90-635</b> White cap  <b>90-635B</b> Black cap</p>	<p>Flip Type  <b>90-635BFT</b> Black cap  <b>90-635FT</b> White cap</p>	<p><b>7/32"</b></p> <p><b>900-9850</b> White  <b>900-9850B</b> Black</p>	<p>Flip Type  <b>900-9850FT</b> White cap  <b>900-9850BFT</b> Black cap</p>
--	---	--	---

### FIXED PIN



**900-21747** 7/32"x1-1/8"  
**900-21792** 5/32"x1-1/8"

### BUTTERFLY LATCH



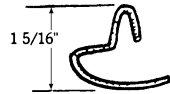
**90-506**

### LOOP LATCH




**90-103x**  
 Spline Type

### HAIR PIN CLIP



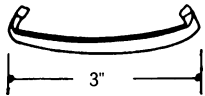
**90-127**

### CORNER SPRING

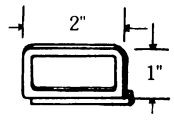


**90-498**

### TENSION SPRING

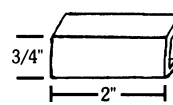


**90-97**

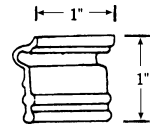


Nylon - Lays Flat  
**900-12883** Clear  
**900-12883B** Black

### PULL TABS



Aluminum  
**90-118** Mill  
**90-118WH** White



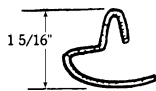
Vinyl  
**90-633** Black Flexible  
**90-634** Black Rigid  
**90-634G** Gray Rigid

<p><b>.019 GAUGE</b></p> <p><b>90M-280</b> Mill  <b>90M-281</b> White  <b>90M-282</b> Brown</p>	<p><b>.024 GAUGE</b></p> <p><b>90M-286</b> Mill  <b>90M-287</b> White  <b>90M-288</b> Brown</p>
---	---

## PLUNGER ASSEMBLIES

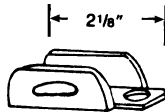
<p><b>5/32"</b></p> <p><b>90-635</b> White cap  <b>90-635B</b> Black cap</p>	<p>Flip Type  <b>90-635FT</b> White cap  <b>90-635BFT</b> Black cap</p>	<p><b>7/32"</b></p> <p><b>900-9850</b> White  <b>900-9850B</b> Black</p>	<p>Flip Type  <b>900-9850FT</b> White cap  <b>900-9850BFT</b> Black cap</p>
--	---	--	---

### HAIR PIN CLIP



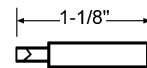
**90-127**

### JIFFY HANGER



**90-696** Mill

### FIXED PIN

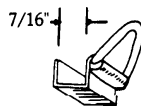


**900-21792** 5/32"x1-1/8"  
**900-21747** 7/32"x1-1/8"

### SWIVEL CLIP




**90-691** Black  
**90-691W** White



**900-9851**  
 Slip-on Type

### LOOP LATCHES



**90-103x**  
 Spline Type

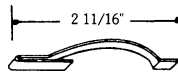
# CUSTOM MADE WINDOW SCREENS

## BUTTERFLY LATCH



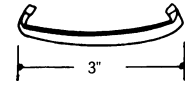
90-506

## CORNER SPRING

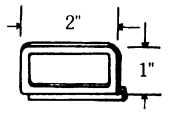


90-498

## TENSION SPRING

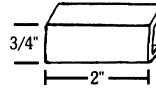


90-97

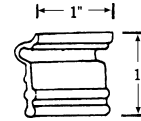


Nylon - Lays Flat  
**900-12883** Clear  
**900-12883B** Black

## PULL TABS

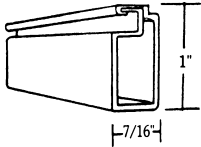


Aluminum  
**90-118** Mill  
**90-118WH** White



Vinyl  
**90-633** Black Flexible  
**90-634** Black Rigid  
**90-634G** Gray Rigid

## .024 GAUGE

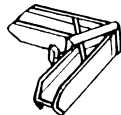


**90-504M** Mill  
**90-504W** White  
**90-504S** Stone  
**90-504BZ** Bronze

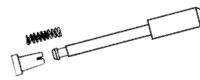
*A Good Substitute to Fit Andersen Windows. When substituting for an Andersen screen, specify the external plastic corner keys.*

## PLUNGER ASSEMBLY

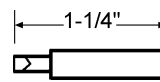
5/32"



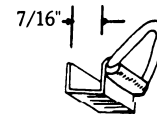
**90-503W** White  
**90-503BZ** Dk Bronze  
**90-503S** Stone




**90-513** White cap  
**90-513B** Black cap



**90-698**  
 5/32"x1-1/4"




**900-9851**  
 Slip-on Type



**90-103**  
 Spline Type

## SWIVEL CLIP



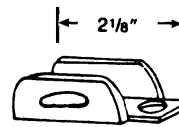
**90-691** Black  
**90-691W** White

## BUTTERFLY LATCH



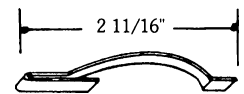
90-515

## JIFFY HANGER



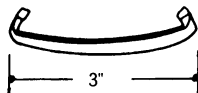
90-696 Mill

## CORNER SPRING



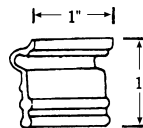
90-498

## TENSION SPRING

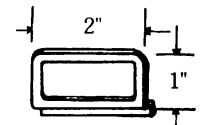


90-97

## PULL TABS



Vinyl  
**90-633** Black Flexible  
**90-634** Black Rigid  
**90-634G** Gray Rigid




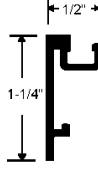
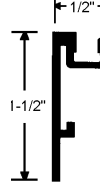


Nylon - Lays Flat  
**900-12883** Clear  
**900-12883B** Black

# EXTRUDED ALUMINUM WICKET SCREENS

For Commercial & Institutional Application

## 1. Select Frame Profile/Color

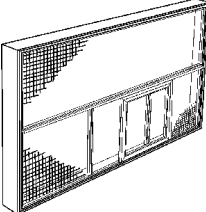
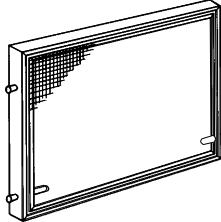
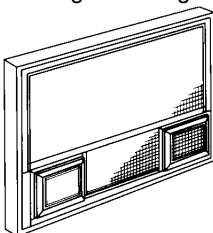

Frame: .050 Gauge, 6063 T5 Aluminum Alloy

					<input type="checkbox"/> Mill
<b>90-531M</b>	<b>90-509M</b>	<b>90-497M</b>	<b>90-530M</b>	<b>90-494M</b>	<input type="checkbox"/> Bronze
<input type="checkbox"/>	<input type="checkbox"/>	<input type="checkbox"/>	<input type="checkbox"/>	<input type="checkbox"/>	<input type="checkbox"/> White

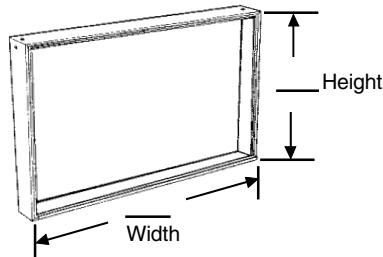
## 2. Select Screen Wire

- Bright Aluminum     Charcoal Aluminum     Gray Fiberglass     Charcoal Fiberglass

## 3. Select Type

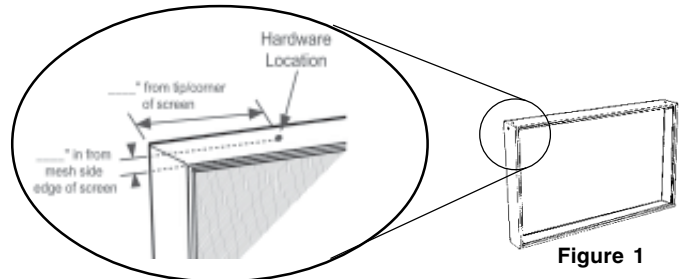
<input type="checkbox"/> Single Sliding	<input type="checkbox"/> Single Hinged	<input type="checkbox"/> Hopper Screen	<input type="checkbox"/> Double Sliding	<input type="checkbox"/> Double Hinged	<input type="checkbox"/> Full Height Hinged	<input type="checkbox"/> Other
				(Specify)		

## 4. Screen Size: Size: \_\_\_\_\_ W x \_\_\_\_\_ H



## 6. Measuring Instructions:

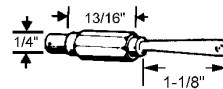
For Hardware to be Installed



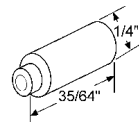
## 5. Quantity \_\_\_\_\_

## 7. Hardware & Hardware Location:

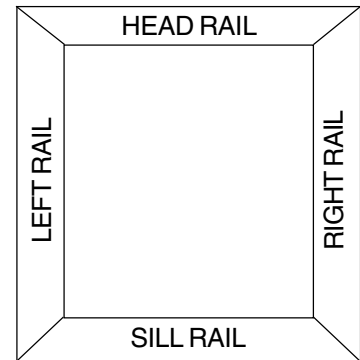
- Hardware to be installed on \_\_\_\_\_ rail (See Figure 2). Part No. \_\_\_\_\_  
Location: \_\_\_\_\_" from tip/corner of screen (See Figure 1)  
                  \_\_\_\_\_ " in from mesh side edge of screen (See Figure 1)
- Hardware to be installed on \_\_\_\_\_ rail (See Figure 2). Part No. \_\_\_\_\_  
Location: \_\_\_\_\_" from tip/corner of screen (See Figure 1)  
                  \_\_\_\_\_ " in from mesh side edge of screen (See Figure 1)
- Hardware to be installed on \_\_\_\_\_ rail (See Figure 2). Part No. \_\_\_\_\_  
Location: \_\_\_\_\_" from tip/corner of screen (See Figure 1)  
                  \_\_\_\_\_ " in from mesh side edge of screen (See Figure 1)
- Hardware to be installed on \_\_\_\_\_ rail (See Figure 2). Part No. \_\_\_\_\_  
Location: \_\_\_\_\_" from tip/corner of screen (See Figure 1)  
                  \_\_\_\_\_ " in from mesh side edge of screen (See Figure 1)



**90-100NS**



**90-551**



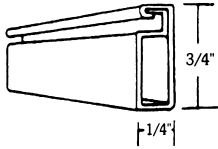
**Figure 2**

**IMPORTANT:** Hardware must be located by position. In the spaces above please indicate both height & width AND depth of frame.

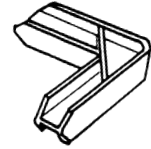
# SCREEN FRAMES ACCESSORIES

Freight pre-paid on 10 or more full cartons of frame. Only applies to 12' 6" length cartons. No freight allowance on 8' cartons.

.019 GAUGE



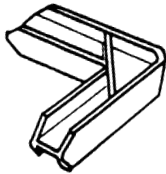
Part#	Length	Carton Qty	Wt	Color
<b>90M-250</b>	12' 6"	184 lgths	135#	Mill
<b>90M-251</b>	12' 6"	184 lgths	135#	White
<b>90M-252</b>	12' 6"	184 lgths	135#	Brown
<b>90M-253</b>	8'	20 lgths	12#	Mill
<b>90M-254</b>	8'	20 lgths	12#	White
<b>90M-255</b>	8'	20 lgths	12#	Brown



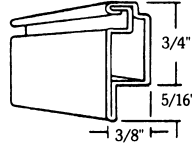
**90M-352**  
Inside Corner Key  
Plastic

The Above Screen Frame use .140-9/64" Spline.

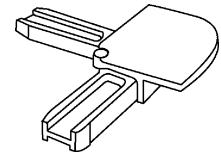
.019 GAUGE



**90M-125**  
Inside Corner Key  
Plastic



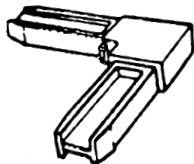
Part#	Length	Carton Qty	Wt	Color
<b>90M-256</b>	12' 6"	105 lgths	95#	Mill
<b>90M-257</b>	12' 6"	105 lgths	95#	White
<b>90M-258</b>	12' 6"	105 lgths	95#	Brown
<b>90M-259</b>	8'	20 lgths	12#	Mill
<b>90M-260</b>	8'	20 lgths	12#	White
<b>90M-261</b>	8'	20 lgths	12#	Brown



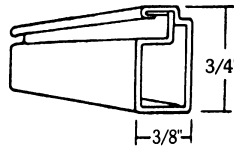
**90M-633** Mill  
**90M-634** White  
**90M-635** Brown  
Outside Corner Key  
Plastic

The Above Screen Frame use .140-9/64" Spline.

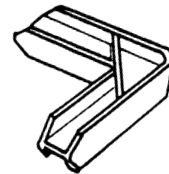
.019 GAUGE



**90M-454** Mill  
**90M-455** White  
**90M-456** Brown  
Outside Corner Key  
Plastic



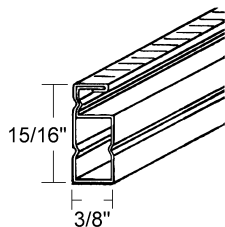
Part#	Length	Carton Qty	Wt	Color
<b>90M-196</b>	12' 6"	128 lgths	90#	Mill
<b>90M-197</b>	12' 6"	128 lgths	90#	White
<b>90M-198</b>	12' 6"	128 lgths	90#	Brown
<b>90M-199</b>	8'	20 lgths	12#	Mill
<b>90M-200</b>	8'	20 lgths	12#	White
<b>90M-201</b>	8'	20 lgths	12#	Brown



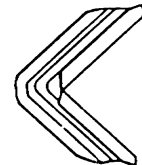
**90M-125**  
Inside Corner Key  
Plastic

The Above Screen Frame use .140-9/64" Spline.

.019 GAUGE



Part#	Length	Carton Qty	Wt	Color
<b>90M-304</b>	12' 6"	110 lgths	110#	Mill
<b>90M-305</b>	12' 6"	110 lgths	110#	White
<b>90M-306</b>	12' 6"	110 lgths	110#	Brown
<b>90M-307</b>	8'	11 lgths	12#	Mill
<b>90M-308</b>	8'	11 lgths	12#	White
<b>90M-309</b>	8'	11 lgths	12#	Brown

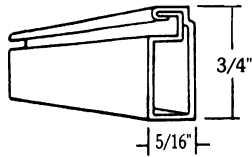


**90-357M**  
Inside Corner Key  
Metal

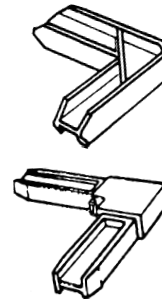
The Above Screen Frame use .165-11/64" Spline.

# SCREEN FRAME AND ACCESSORIES

.019 GAUGE



Part#	Length	Carton Qty	Wt	Color
<b>90M-220</b>	12' 6"	152 lgths	105#	Mill
<b>90M-221</b>	12' 6"	152 lgths	105#	White
<b>90M-222</b>	12' 6"	152 lgths	105#	Brown
<b>90M-223</b>	8'	20 lgths	12#	Mill
<b>90M-224</b>	8'	20 lgths	12#	White
<b>90M-225</b>	8'	20 lgths	12#	Brown

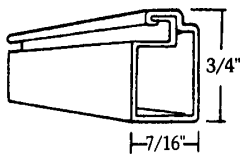


**90M-106**  
Inside Corner Key  
Plastic

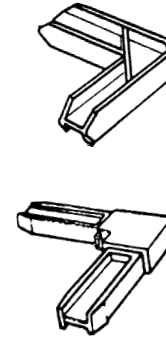
**90M-436** Mill  
**90M-437** White  
**90M-438** Brown  
Outside Corner Key

The Above Screen Frame use .140-9/64" Spline.

.019 GAUGE



Part#	Length	Carton Qty	Wt	Color
<b>90M-280</b>	12' 6"	112 lgths	85#	Mill
<b>90M-281</b>	12' 6"	112 lgths	85#	White
<b>90M-282</b>	12' 6"	112 lgths	85#	Brown
<b>90M-283</b>	8'	20 lgths	12#	Mill
<b>90M-284</b>	8'	20 lgths	12#	White
<b>90M-285</b>	8'	20 lgths	12#	Brown



**90M-463**  
Inside Corner Key  
Plastic

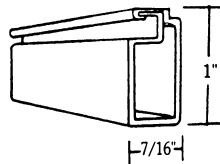
**90M-460** Mill  
**90M-461** White  
**90M-462** Brown  
Outside Corner Key

The Above Screen Frame use .140-9/64" Spline.

.024 GAUGE

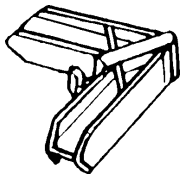


**90-513**  
Plunger Pin  
5/32" Diameter Tip



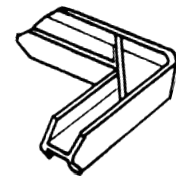
**90-515** (pair)  
Butterfly Latch

A Good Substitute To Fit Andersen Windows  
When substituting for an Andersen screen, use the external plastic corner keys.



**90-503BZ** Dk Bronze  
**90-503S** Stone  
**90-503W** White  
External Plastic Corner Key

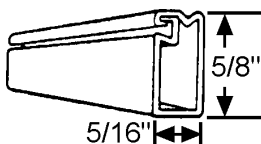
Part#	Length	Carton Qty	Wt	Color
<b>90-504M</b>	12' 6"	84 lgths	100#	Mill
<b>90-504W</b>	12' 6"	84 lgths	100#	White
<b>90-504S</b>	12' 6"	84 lgths	100#	Stone
<b>90-504BZ</b>	12' 6"	84 lgths	100#	Bronze
<b>90-505M</b>	8'	14 lgths	9#	Mill
<b>90-505W</b>	8'	14 lgths	9#	White
<b>90-505S</b>	8'	14 lgths	9#	Stone
<b>90-505BZ</b>	8'	14 lgths	9#	Bronze



**90-503P**  
Internal Plastic Corner

The Above Screen Frame use .140-9/64" Spline.

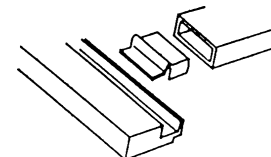
.019 GAUGE



5/16" x 5/8"  
Tubular Cross Brace

Part#	Length	Carton Qty	Wt	Color
<b>90M-184</b>	12' 6"	153 lgths	110#	Mill
<b>90M-185</b>	12' 6"	153 lgths	110#	White
<b>90M-186</b>	12' 6"	153 lgths	110#	Brown
<b>90M-187</b>	8'	20 lgths	12#	Mill
<b>90M-188</b>	8'	20 lgths	12#	White
<b>90M-189</b>	8'	20 lgths	12#	Brown

CROSS BRACES



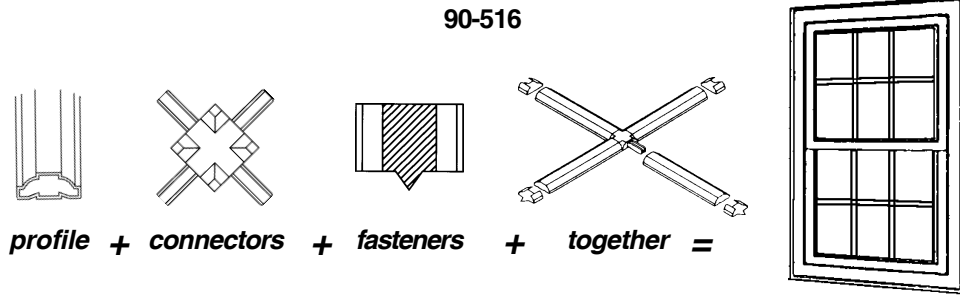
**90M-386**  
Cross Brace Insert  
Fits 5/16" x 5/8" Cross Brace

# WINDOW GRILLE KIT AND PLASTIC WICKETS

## WINDOW GRILLE KIT

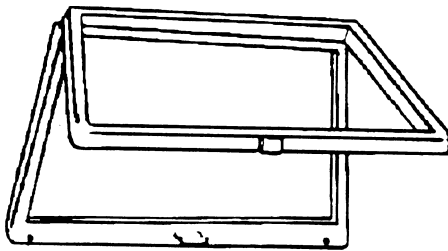
The Window Grille Kit is simple to install & easy to remove for cleaning at a fraction of the typical cost. The kit contains enough material for a standard size window or door including:  
12 pieces of 24" **profile**, 8 "X" **connectors** and 16 **fasteners**

The Window Grille Kit can be used on wood, vinyl or aluminum materials. These attractive profiles are currently available in white only.



## PLASTIC WICKETS

For Casement or Awning Type Window Screens



- Snap-Type Latch for Sure Closure •
- Allows easy access to operator •
- Install Your Own Matching Wire •
- Pop Rivet to Screen Frame •
  - Size: 10-1/8" x 6-1/8" •
  - Very Economical •
  - Hinges Full 180° •

Part Number	Color
900-15154	Aluminum
900-15154W	White
900-15154B	Black
900-15154DB	Dk. Bronze



## CUSTOM MADE WINDOW & DOOR REPLACEMENT SCREENS

We now can furnish your & Custom Window and Patio Door Screens.

All you need to do is supply us with the Acorn or Malta model number, size of screen needed,

and we will be able to give you a quote. Call your Account Manager for more details

on all of your & Repair Part Needs.

**Note:** Can be combined for quantity discount in multiples of 50

TOLL FREE 800-352-0800  
2003, SBI®

**strybuc**

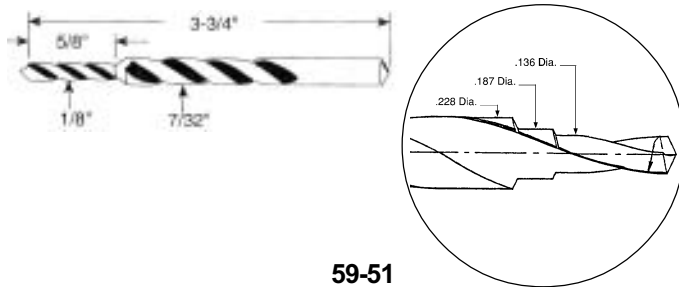
123

Return to Table of Contents

# SCREEN TOOLS

## STEP DRILL

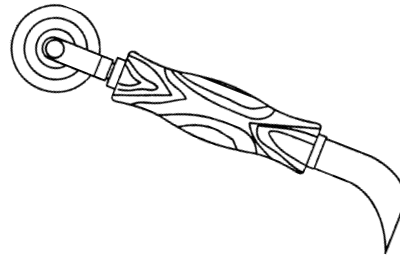
High speed hardened steel step drill makes two diameter holes in one pass, for a precise screen plunger fit.



**59-51**

For Plunger with 7/32" Tip

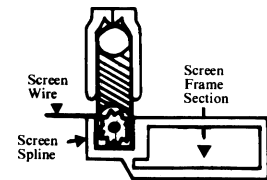
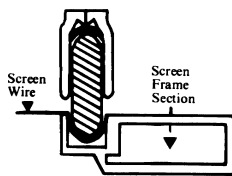
## CONCAVE ROLLER/CUTTER WITH STEEL WHEEL



**59-44**

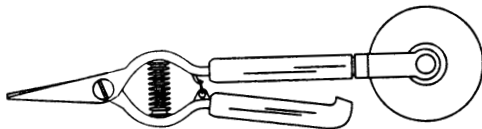
## SCREEN SPLINE & SCREEN WIRE INSTALLATION TOOLS

A professional tool with wood handle and steel enclosed ball bearing rollers. Use convex roller of installation tool to roll screen wire into slot of screen frame; use concave roller to roll spline into slot over screen wire to hold it tightly in place.




**59-4** Steel Rollers  
**59-4P** Plastic Rollers

## CLOTH CUTTER WITH STEEL WHEEL

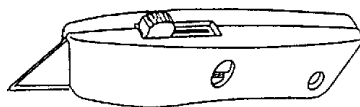


**59-45**



**59-10** (1202P) 5/32" Wheel  
**59-10SP** (1201P) 1/16" Wheel  
(Plastic Roller and Housing)

## HEAVY DUTY UTILITY KNIFE

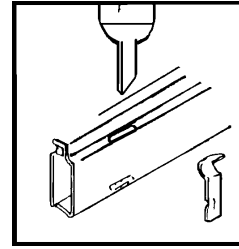
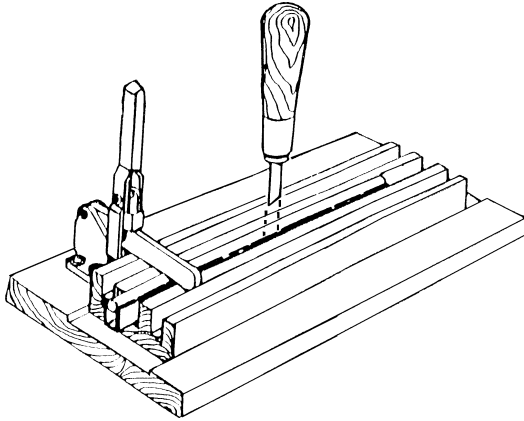


**59-14HD**

- Professional Quality.
- Button projects and retracts blade to 5 positions.
- Sturdy handle provides storage.
- Comes with one blade.
- Color: Orange
- Equivalent to "Stanley #1099"

# SCREEN HARDWARE TOOLS

## SCREEN FRAME NOTCHING JIG AND TOOL




### Easy to Use!

The Screen Frame Notching Jig and Tool Assembly installs tension springs, slide locks, swivel and knife latches in aluminum window screen metal. The grooved wooden jig holds 5/16", 3/8" and 7/16" screen frame securely while you notch the metal with the notching tool. Extremely simple and easy to use. A real time saver.

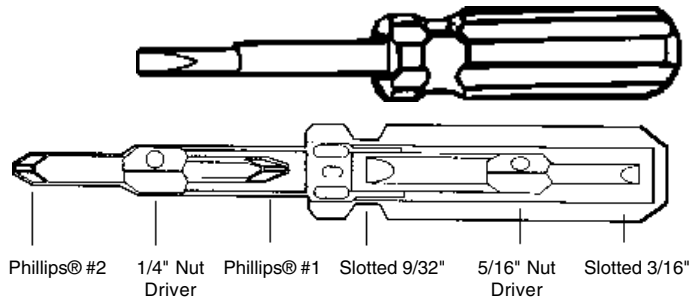
900-15853

## NOTCHING TOOL ONLY



900-15852

## 6 IN 1 SCREWDRIVER



Phillips® #2    1/4" Nut Driver    Phillips® #1    Slotted 9/32"    5/16" Nut Driver    Slotted 3/16"

Bits and Tube are made of harden steel. Lifetime Guarantee

59-23

## ALUM-A-LUBE LUBRICATING CLEANER

Alum-A-Lube cleaner is the "All Purpose" lubricating cleaner that can be used on all products that stick or squeak. Alum-A-Lube assures ease of operation and a "like new" appearance for metal windows, doors, locks, hinges, cabinets and more. Simply spray and wipe away dirt, grime and gummy residue left by other lubricants.

A must for your shop, workroom, home, maintenance department or garage.

12 per case

59-5



net weight 9.4oz.

TOLL FREE 800-352-0800  
2003, SBI®

**strybuc**

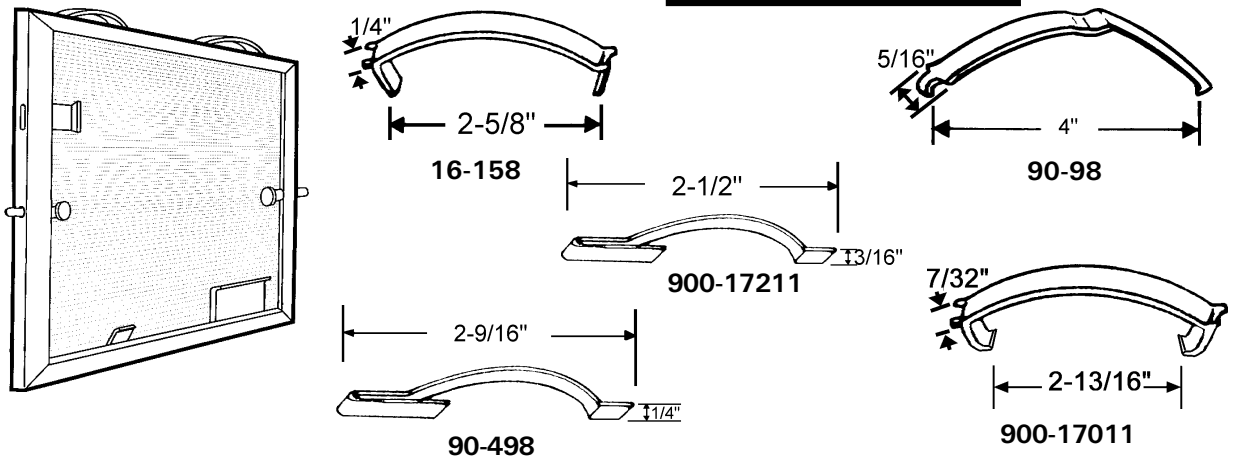
125

Return to Table of Contents

# SCREEN FRAMES & ACCESSORIES

## Related Parts for Screens & Screen Frames

### FLAT TENSION SPRINGS

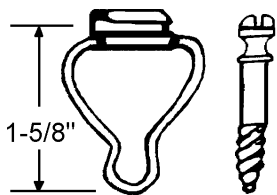


### WIRE LOOP ASSEMBLY

### DRIVE-IN SCREW

### GUIDE INSERT

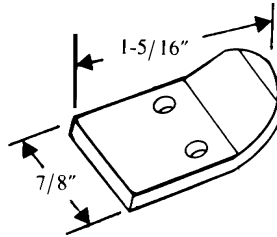
### LIFT



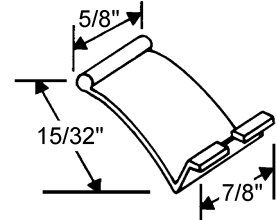
**90-103** Set  
**90-103X** Loop Only  
**20-019** Screw Only



**20-184**



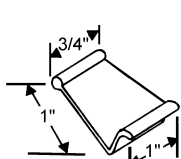
**90-96**  
Nylon



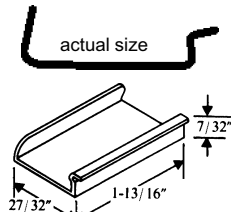
**90-116**  
Natural Vinyl

### LIFTS

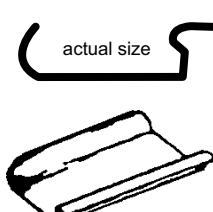
### WIRE LIFT



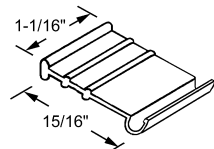
**90-117** Natural  
**90-117B** Black  
Nylon



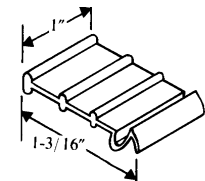
**90-118**  
Aluminum



**90-378**  
Aluminum



**90-634B** Black  
**90-634G** Gray  
Rigid Vinyl



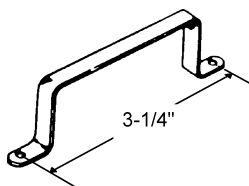
**90-129** Black  
**90-129W** White  
Plastic



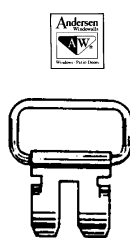
**90-377**

### FLAT ALUMINUM HANDLE

### SCREEN FINGER PULL



**90-390**

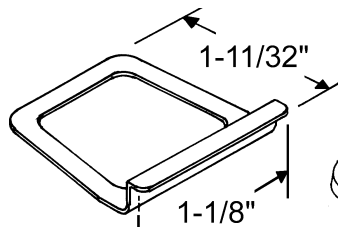


Old Style  
No Longer Available

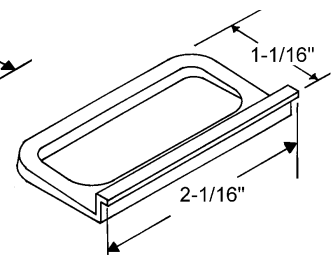


New Style

750-1631110



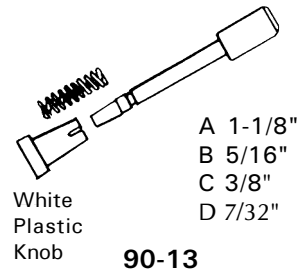
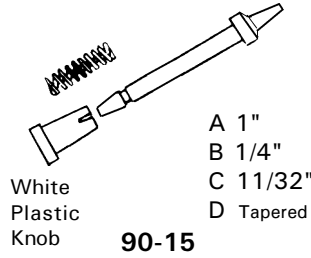
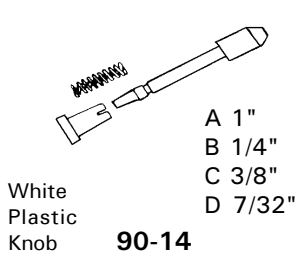
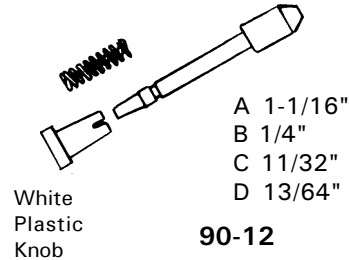
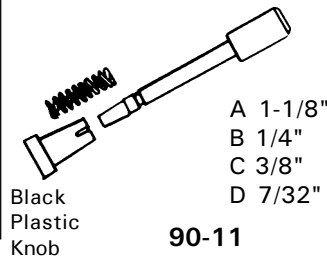
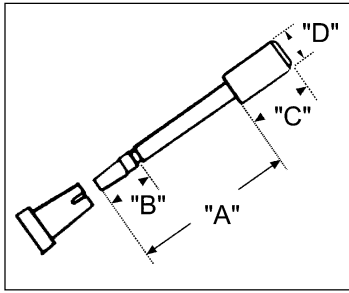
**900-14950** Natural  
**900-14950B** Black  
Nylon  
Seasonall



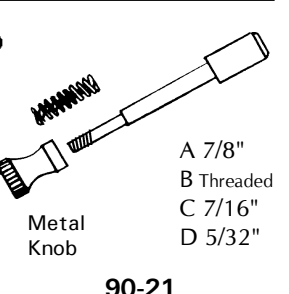
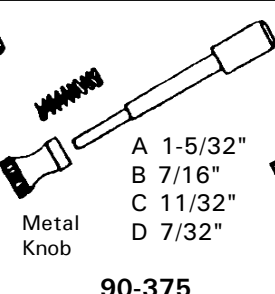
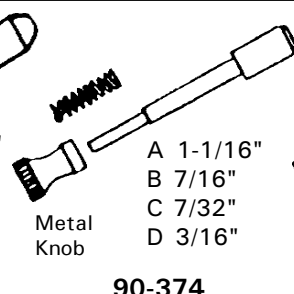
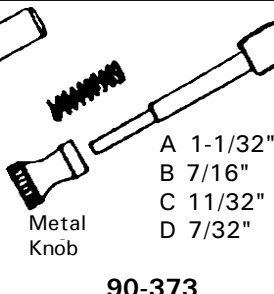
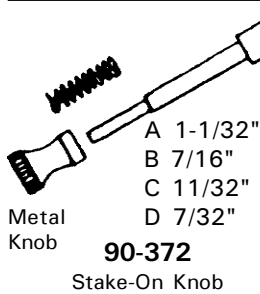
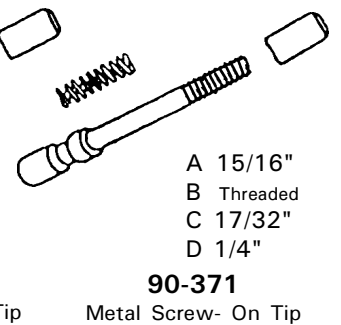
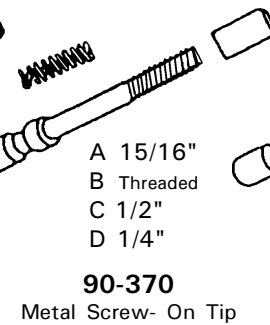
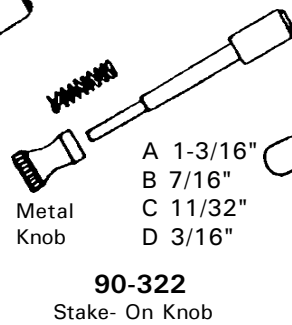
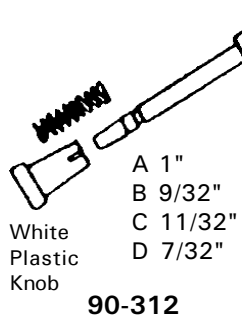
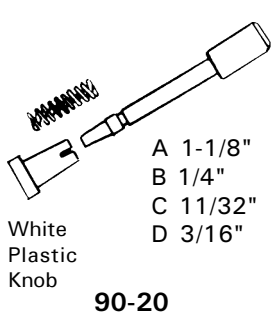
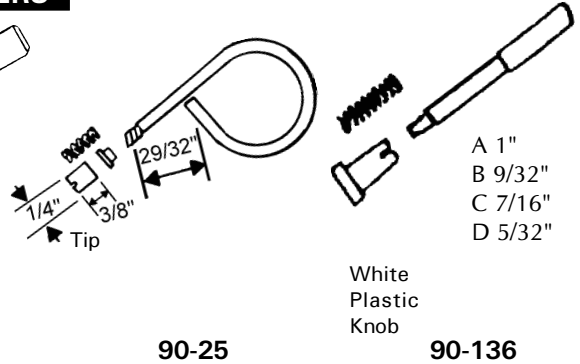
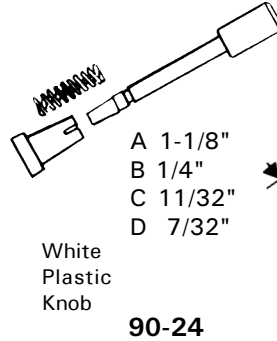
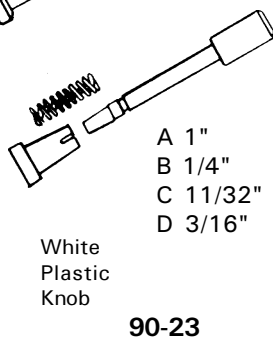
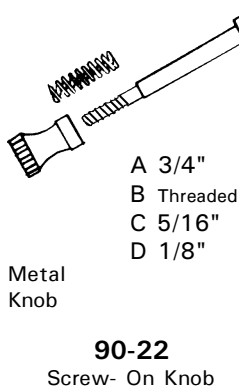
**900-12883**  
Nylon  
Seasonall

# SPRING PLUNGERS

## PLASTIC PLUNGERS



## METAL PLUNGERS



Not Available Use **90-373**

TOLL FREE 800-352-0800  
2003, SBI®

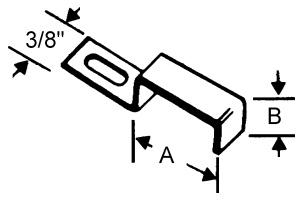
**strybuc**

127

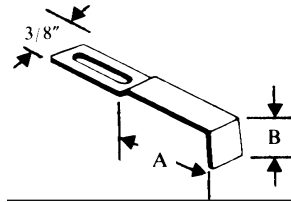
Return to Table of Contents

# SCREEN FRAME ACCESSORIES

## ALUMINUM STRETCH CLIPS

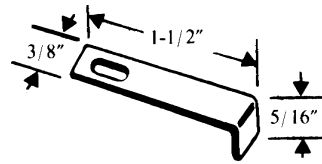


Part #	"A"	"B"
90-60	5/8"	1/4"
90-65	11/16"	1/4"
90-72	11/16"	9/32"
90-71	3/4"	9/32"
90-62	13/16"	9/32"
90-68	5/8"	5/16"
90-58	3/4"	5/16"
90-55	7/8"	5/16"
90-61	11/16"	3/8"
90-59	3/4"	3/8"
90-70	1"	3/8"

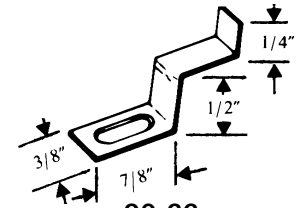


Part #	"A"	"B"
90-67	11/16"	11/32"
90-57	7/8"	11/32"
90-64	7/8"	5/16"

Aluminum

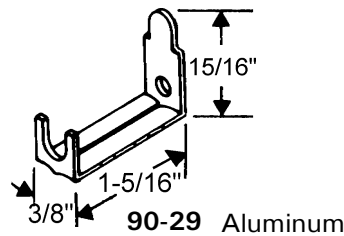


90-54  
Aluminum

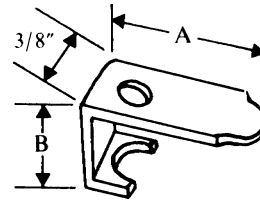


90-66  
Aluminum

## CEE CLIPS



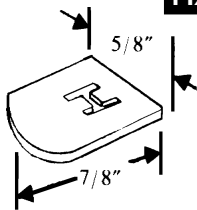
90-29 Aluminum



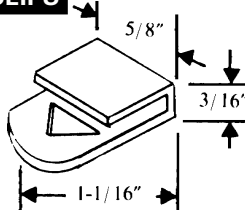
Part #	"A"	"B"
90-30	25/32"	3/16"
90-32	7/8"	3/8"
90-33	7/8"	7/16"
90-34	7/8"	5/16"

Aluminum

## FIXED CLIPS

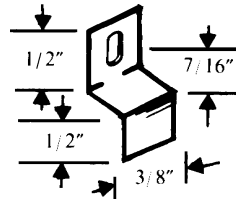


90-36  
Aluminum

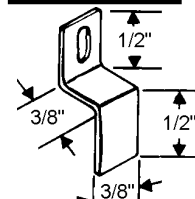


90-37  
Aluminum

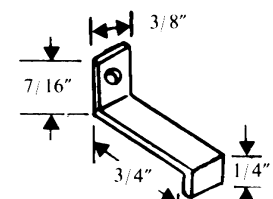
## ZEE CLIPS



90-51 Aluminum

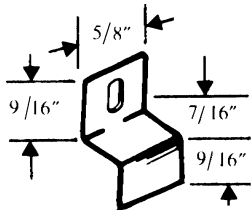


90-724  
Stainless Steel

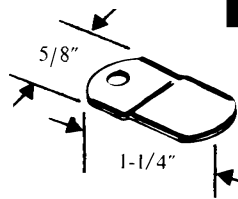


90-44  
Aluminum

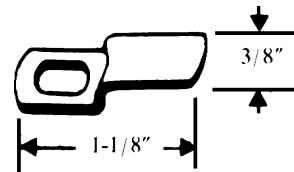
## ZEE CLIPS



90-45  
Aluminum



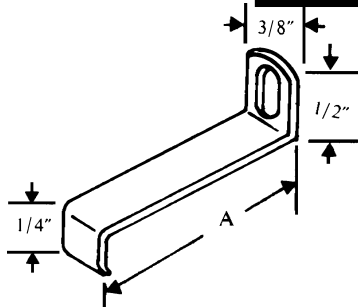
90-46  
Aluminum  
1/16" Offset



Part #	Offset
90-47	3/16"
90-49	5/16"
90-50	3/8"

Aluminum

## ZEE CLIPS



Part #	"A"
90-40	1"
90-41	1-1/8"
90-42	1-1/2"
90-43	1-5/8"
900-7017	1-3/4"

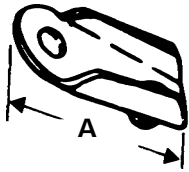
Aluminum

## SEND A SAMPLE

This Catalog shows only a small sampling of parts we offer. If you don't see the part you need, or are not sure you have identified the correct part number, then send a sample.

# SCREEN FRAME ACCESSORIES

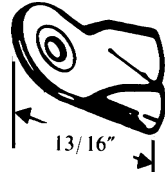
## DIMPLE CLIPS



Part #	A	Hole Size	Dimple Size
90-73	15/16"	3/16"	Small
90-79	15/16"	3/16"	Large
90-80	15/16"	5/32"	Small
90-76	15/16"	3/16"	None

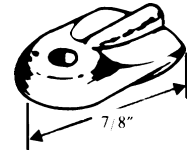
Aluminum

## BUTTERFLY CLIP



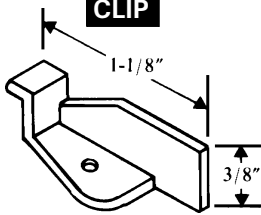
90-74  
Aluminum  
3/16" Hole

## FLAT NYLON WING CLIP



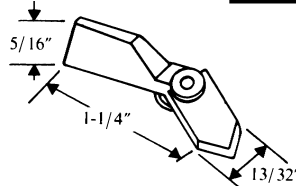
90-77 White 90-77BE Beige  
90-77B Black 90-77A Almond  
90-77BN Brown 90-77C Clear  
1/8" Hole

## CLIP

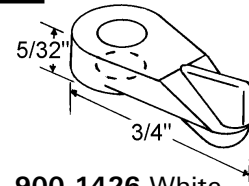


90-107  
Black Plastic

## PLASTIC SWIVEL CLIPS



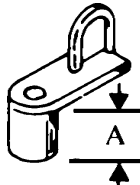
90-124 White  
90-124B Black



900-1426 White  
900-1426B Black  
Seasonall

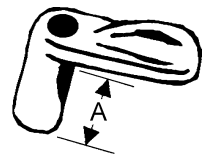
## DIE CAST CLIPS

Part #	"A"	Hole Size
90-158	Flush	3/16"
90-81	3/16"	3/16"
90-82	1/4"	3/16"
90-83	5/16"	3/16"
90-84	3/8"	3/16"
90-85	7/16"	3/16"
90-86	1"	3/16"

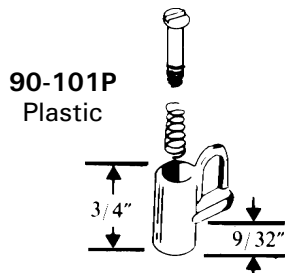


## PLASTIC CLIPS

Part #	"A"	Hole Size	Color
90-78	1/16"	3/16"	White
90-78B	1/16"	3/16"	Black
900-1455	1/16"	3/16"	Clear
90-381	3/16"	3/16"	White
90-332	5/16"	3/16"	White
90-379	3/8"	3/16"	White
90-379G	3/8"	3/16"	Gray
90-380	7/16"	3/16"	White

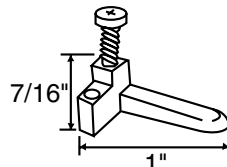


## CLIP ASSEMBLY




90-101P  
Plastic

## LATCH



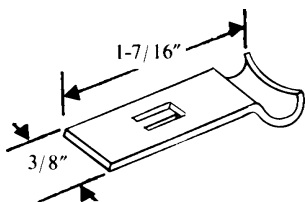
90-99  
Nylon  
Washer & Screw  
Included

## ALUMINUM FRICTION HANGERS

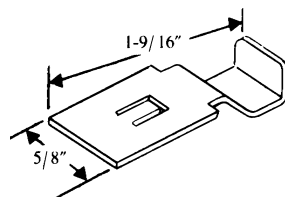


90-120  
For 3/8" Frame  
90-317  
For 5/16" Frame  
90-389  
For 7/16" Frame

## SLIDE LATCHES



90-90  
Aluminum



90-91  
Aluminum

## SNAP-ON WEEP BUTTON



90-392

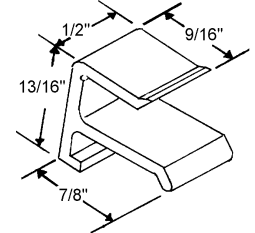
## WEEP BUTTON



90-391

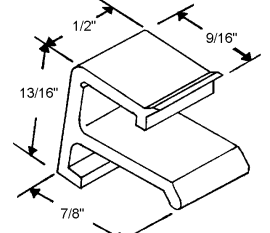
# SCREEN FRAME ACCESSORIES

## TOP SCREEN CLIP



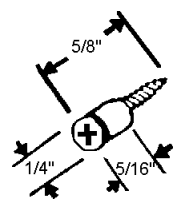
**900-5687**  
Black

## BOTTOM SCREEN CLIP



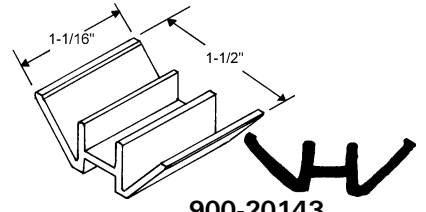
**900-5688**  
Black

## SCREEN PIVOT POST



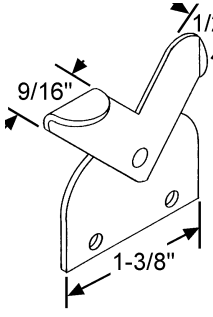
**900-9351**  
Acorn

## SCREEN CLIP

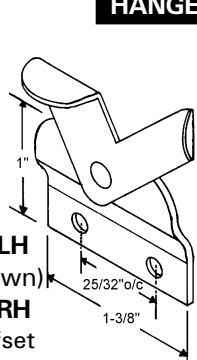


**900-20143**  
White  
Seasonall

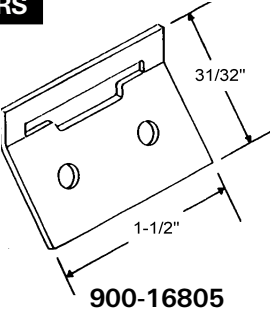
## HANGERS



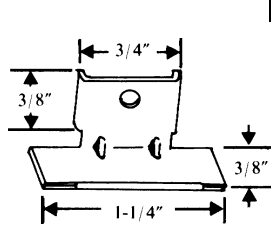
**900-16806LH**  
LH (Shown)  
**900-16806RH**



**90-488LH**  
LH (Shown)  
**90-488RH**  
1/8" Offset

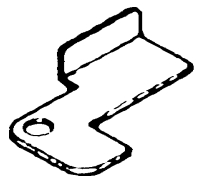


**900-16805**  
Aluminum



**90-88**  
Aluminum

## SWIVEL LATCH

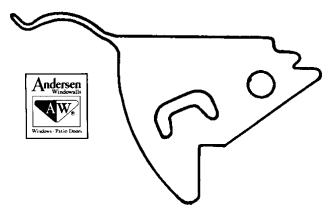


**90-384 LH (Shown)**  
**90-385 RH**

## KNIFE LATCH

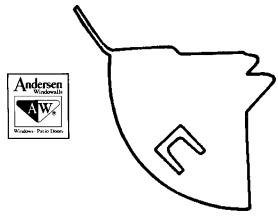


**90-382 LH (Shown)**  
**90-383 RH**

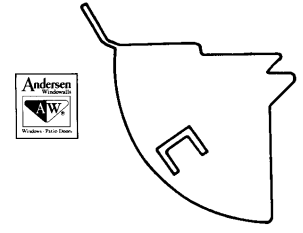


**750-2962220**  
Pair

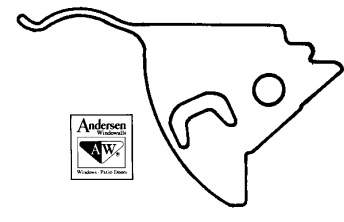
## SCREEN WING BLADE LOCKS



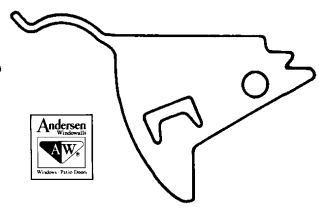
**750-2962208**  
Pair



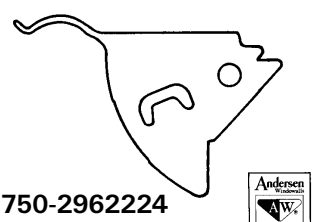
**750-2962214**  
Pair



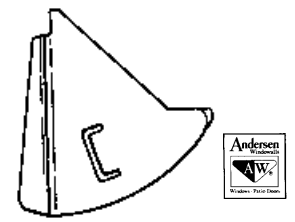
**750-2962218**  
Pair



**750-2962202**  
Pair

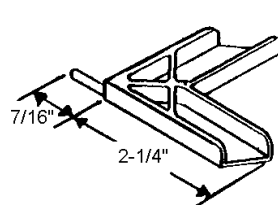


**750-2962224**  
Pair White w/retainer  
**750-2962226**  
Pair Terratone

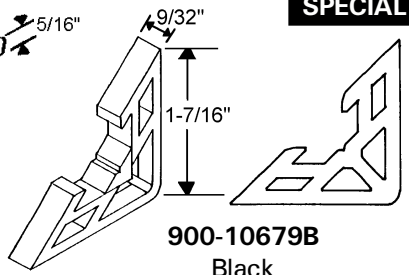


**750-2962216**  
Pair

## SPECIAL CORNERS



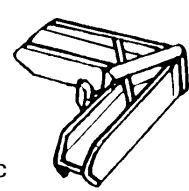
**900-13515**  
Black  
Acorn



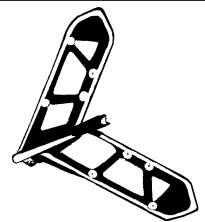
**900-10679B**  
Black  
Seasonall

**90-503BZ**  
Bronze  
**90-503W**  
White Plastic  
**90-503S**  
Stone

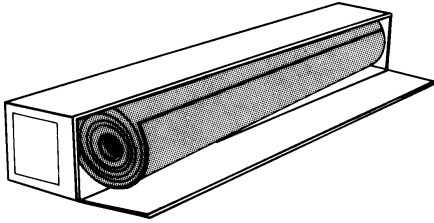
Used on substitute Andersen screens



**900-16634** Champagne  
**900-16634G** Gold (older frames)  
Pella



# ALUMINUM & FIBERGLASS SCREEN WIRE



## Popular Sizes in Stock for Quick Shipment

Rolls Come Individually Boxed Except 600 Foot Rolls

### Fiberglass 18 x 16 Mesh 100 Foot Roll Containers

Gray		Charcoal	
Part #	Width	Part #	Width
69-2	16"	69-1	16"
69-8	18"	69-7	18"
69-14	20"	69-13	20"
69-20	22"	69-19	22"
69-26	24"	69-25	24"
69-32	26"	69-31	26"
69-38	28"	69-37	28"
69-44	30"	69-43	30"
69-50	32"	69-49	32"
69-56	34"	69-55	34"
69-62	36"	69-61	36"
69-68	42"	69-67	42"
69-74	48"	69-73	48"
69-80	60"	69-79	60"
69-86	72"	69-85	72"

### Aluminum 18 x 16 Mesh 100 Foot Roll Containers

Width	Bright Part #	Charcoal Part #	Black Part #
16"	69-5	69-6	69-6B
18"	69-11	69-12	69-12B
20"	69-17	69-18	69-18B
22"	69-23	69-24	69-24B
24"	69-29	69-30	69-30B
26"	69-35	69-36	69-36B
28"	69-41	69-42	69-42B
30"	69-47	69-48	69-48B
32"	69-53	69-54	69-54B
34"	69-59	69-60	69-60B
36"	69-65	69-66	69-66B
42"	69-71	69-72	69-72B
48"	69-77	69-78	69-78B
60"	69-83	69-84	69-84B
72"	69-89	69-90	69-90B

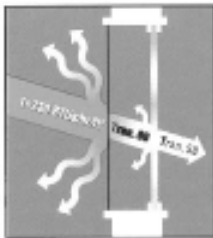
### Fiberglass 18 x 16 Mesh 600 Foot Roll Containers

Gray		Charcoal	
Part #	Width	Part #	Width
69-28	24"	69-27	24"
69-64	36"	69-63	36"
69-76	48"	69-75	48"

## SOLAR SCREENING


(54 x 18 mesh .011" diameter)

Solar Screening is designed to provide an attractive outdoor appearance. Superior color retention and resistance to leaching help keep it looking great for years.



Energy-saving sun screening provides maximum solar control and visibility. Reflects and dissipates up to 75% of sun's rays entering the building.

Part #	Size
69-S25	24" x 100'
69-S43	30" x 100'
69-S61	36" x 100'
69-S73	48" x 100'
69-S79	60" x 100'




Charcoal

# BLACK & GRAY VINYL HOLLOW RIBBED SPLINE

Replacement Spline for Metal & Fiberglass Screening Available in 100 ft., 250 ft., 500 ft. and 1,000 ft.

## 100 Foot Spools

Part#	Trade Size	Decimal Size
66-1	1/8"	.120
66-5	9/64"	.140
66-9	11/64"	.165
66-13	3/16"	.187
66-17	15/64"	.230
66-21	1/4"	.250




Sold by Spools

## 250 Foot Spools

Part#	Trade Size	Decimal Size
66-2	1/8"	.120
66-6	9/64"	.140
66-10	11/64"	.165
66-14	3/16"	.187
66-18	15/64"	.230
66-22	1/4"	.250

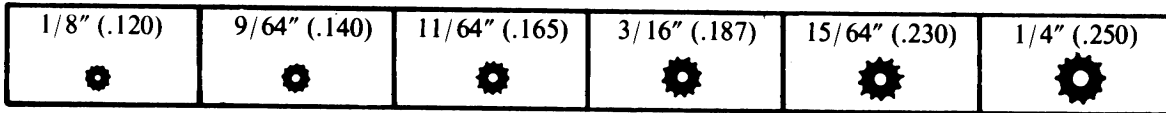
## 500 Foot Spools

Part#	Trade Size	Decimal Size
66-3	1/8"	.120
66-7	9/64"	.140
66-11	11/64"	.165
66-15	3/16"	.187
66-19	15/64"	.230
66-23	1/4"	.250



## 1,000 Foot Spools

Part#	Trade Size	Decimal Size
66-4	1/8"	.120
66-8	9/64"	.140
66-12	11/64"	.165
66-16	3/16"	.187
66-20	15/64"	.230
66-24	1/4"	.250

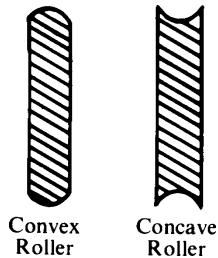


ACTUAL SIZE

## Screen Spline Installation Tool

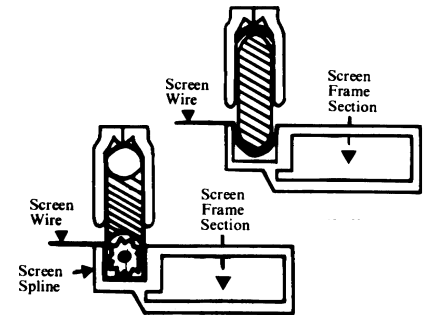
A Professional Tool with Wood Handle and Steel Enclosed Ball Bearing Rollers

Use convex roller of installation tool to roll screenwire into slot of screen frame; use concave roller to roll spline into slot over screen wire to hold it tightly in place




Convex Roller

Concave Roller



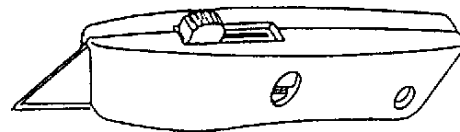
- 59-4 Steel Rollers
- 59-4P Plastic Rollers

## Screen Tool



- 59-10 Plastic Roller & Housing

## Utility Knife

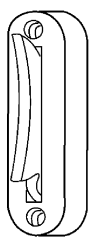


- 59-14 Not Available Use 59-14HD

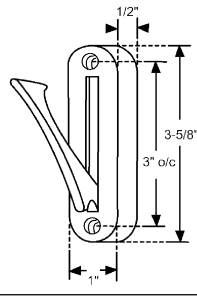
# RETRACTABLE GARMENT HOOKS, SCREEN WIRE & SCREEN CLOTH



## RETRACTABLE GARMENT HOOK



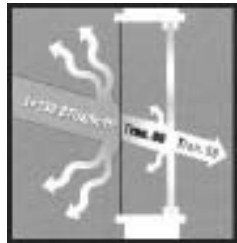
**19-328** Bright Chrome Finish  
Bulk



**19-329** Antique Brass Finish  
Bulk

## SOLAR SCREENING


(54 x 18 mesh .011" diameter)



Energy-saving sun screening provides maximum solar control and visibility. Reflects and dissipates up to 75% of sun's rays entering the building.

Solar Screening is designed to provide an attractive outdoor appearance. Superior color retention and resistance to leaching help keep it looking great for years.

Part #	Size
<b>69-S25</b>	24" x 100'
<b>69-S43</b>	30" x 100'
<b>69-S61</b>	36" x 100'
<b>69-S73</b>	48" x 100'
<b>69-S79</b>	60" x 100'



Charcoal

## DURA-SCREEN REPLACEMENT SCREEN CLOTH

**A Revolutionary New Product For Windows and Patio Doors**



- Award-winning design allows screen to **stretch** and not be torn
- Shock-Resistant - Always returns to its original shape
- More resistant to UV rays than nylon
- Designed to take abuse in high traffic areas



**90-556**  
Corner Insert

Part #	Color	Size
<b>69-102B</b>	Black	36" x 100'
<b>69-103B</b>	Black	48" x 100'
<b>69-102</b>	Gray	36" x 100'
<b>69-103</b>	Gray	48" x 100'

## POOL, PORCH & PATIO FIBERGLASS SCREEN CLOTH

(18 x 14 mesh .013" diameter)



Pool, Porch & Patio screening is a heavier fabric designed for larger areas such as doors, screened-in porches and enclosed patios. Fiberglass screen cloth is resilient, long-lasting and easy to install. This screen will not crease, dent or unravel and is fire and corrosion resistant; an ideal fit for all climates.

Part #	Size	Color	Part #	Size	Color
<b>69-P61</b>	36" x 100'	Charcoal	<b>69-P108</b>	108" x 100'	Charcoal
<b>69-P73</b>	48" x 100'	Charcoal	<b>69-P79G</b>	60" x 100'	Gray
<b>69-P79</b>	60" x 100'	Charcoal	<b>69-P85G</b>	72" x 100'	Gray
<b>69-P85</b>	72" x 100'	Charcoal	<b>69-P92G</b>	84" x 100'	Gray
<b>69-P92</b>	84" x 100'	Charcoal	<b>69-P96G</b>	96" x 100'	Gray
<b>69-P96</b>	96" x 100'	Charcoal			

## CHARCOAL PET SCREEN CLOTH

(17 x 11 mesh .025" diameter)

Customers with pets will be sure to appreciate Pet-D-Fence™. Made of vinyl-coated polyester, this fabric is much heavier than the traditional fiberglass or aluminum screening used in doors and windows.




Resistant to tears and damage caused by household pets.

Part #	Size
<b>69-PP61</b>	36"x100'
<b>69-PP61-7</b>	36"x7'
<b>69-PP73</b>	48"x100'
<b>69-PP73-7</b>	48"x7'

## NO-SEE-UM FIBERGLASS SCREEN CLOTH

(20 x 20 mesh .013" diameter)


Finer mesh screening to protect against no-see-ums, gnats, sand flies, and other tiny, irritating insects common in low marshy areas.



Charcoal


Part #	Size
<b>69-61NSM</b>	36" x 100'
<b>69-73NSM</b>	48" x 100'
<b>69-79NSM</b>	60" x 100'
<b>69-85NSM</b>	72" x 100'
<b>69-92NSM</b>	84" x 100'
<b>69-97NSM</b>	96" x 100'

# SCREEN SPLINE



## Solid Black Foam Spline

Replacement Spline for Metal & Fiberglass Screening.  
Available in 500 ft., 1000 ft., 1500 ft. and 3,000 ft. Spools



500 Foot Spools		1000 Foot Spools		1500 Foot Spools		3000 Foot Spools	
Black Part #	Decimal Size	Black Part #	Decimal Size	Black Part #	Decimal Size	Black Part #	Decimal Size
66-40	.135	66-41	.135	66-57	.235	66-54	.135
66-42	.140	66-43	.140	66-34	.250	66-30	.140
66-44	.150	66-45	.150			66-55	.150
66-46	.155	66-47	.155			66-56	.155
66-48	.170	66-49	.170			66-31	.170
66-50	.235	66-51	.235				
66-52	.250	66-53	.250				
		66-60	.270				

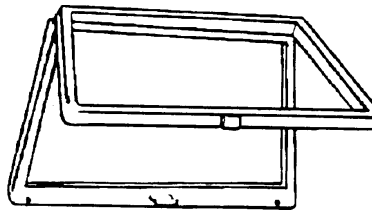
- The softness of Solid Black Foam Spline allows it to be easily inserted in channels and allows easy cornering.
- Helps reduce customers inventory. One size will work for several different screen channels.
- Solid Black Foam Spline produced with only 100% virgin materials.
- User friendly - helps reduce operator fatigue.



## PLASTIC WICKETS

For Casement or Awning Type Window Screens

- Snap-Type Latch for Sure Closure
- Allows easy access to operator
- Install Your Own Matching Wire
- Pop Rivet to Screen Frame
- Size: 10-1/8" x 6-1/8"
- Very Economical
- Hinges Full 180°



Part Number	Color
900-15154	Aluminum
900-15154W	White
900-15154B	Black
900-15154DB	Dk. Bronze

## RETRACTABLE SCREEN SYSTEMS



Retractable Patio Screen



- Flexible, tear resistant screencloth
- Nylon handles & hardware provide excellent durability
- Full brush pile provides extra protection against insects
- Standard colors available in white, bronze, beige and almond
- Versatile screen casing can be adapted to window applications
- Spring loaded casing retracts and hides the screen when not in use
- The Screen Casing, Pull Bar, Guides, and Strike are extruded aluminum
- Systems to fit Single Swing, Double Swing, and Sliding Glass Patio Doors

### SINGLE DOOR UNITS

Part#	Color*	Size
990-10	White	60" x 82"
990-10BZ	Bronze	60" x 82"
990-10AD	Almond	60" x 82"
990-10BG	Beige	60" x 82"
990-11	White	60" x 98"
990-11BZ	Bronze	60" x 98"
990-11AD	Almond	60" x 98"
990-11BG	Beige	60" x 98"

### DOUBLE DOOR UNITS = 2 SINGLE UNITS (LISTED ABOVE)

+ 1 CONVERSION KIT (LISTED BELOW)

Part#	Color*
990-12K	White
990-12BZK	Bronze
990-12ADK	Almond
990-12BGK	Beige

TOLL FREE 800-352-0800

2003, SBI®

**strybug**

vii

Return to Table of Contents