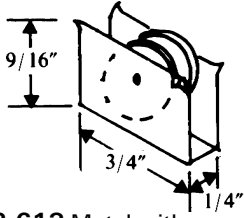
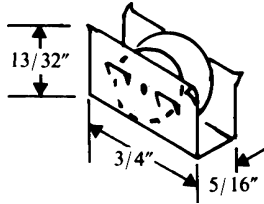


SLIDING WINDOW ROLLERS

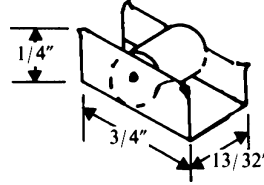
ROLLERS WITH METAL HOUSING



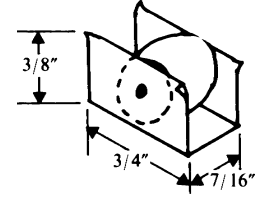
52-613 Metal with
9/16" Dia. Nylon Roller
52-675 Metal with
9/16" Dia. Metal Roller



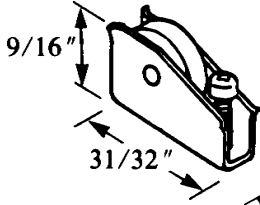
52-614
Metal with 1/2" Dia.
Nylon Roller



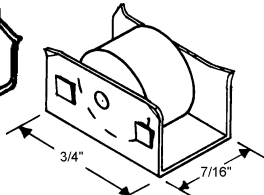
52-615
Metal with 5/16" Dia.
Nylon Roller



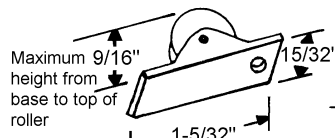
52-616
Metal with 3/8" Dia.
Nylon Roller



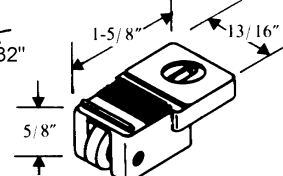
52-683
Capitol



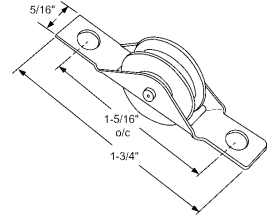
900-1285



900-10027



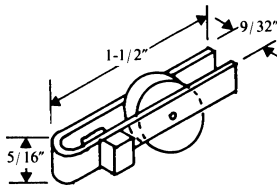
52-682
Die Cast with 9/16"
Dia. Metal Roller



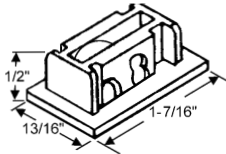
52-650

ROLLERS WITH PLASTIC HOUSING

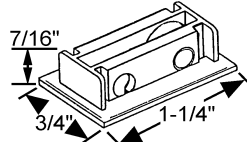
Acorn



52-626
Metal with 5/8"
Dia. Nylon Roller

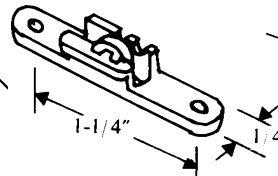


52-676
w/ 17/32" Dia. Metal Roller
Roller Only 11-147
52-676HD
w/ 5/8" Dia. Ball Bearing
Metal Roller
Roller Only 900-9564

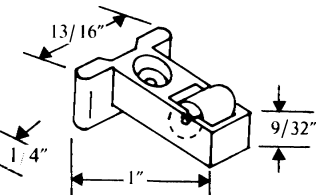


900-12811

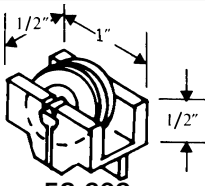
w/ 17/32" Dia. Metal Roller
Roller Only 11-147
900-12811HD
w/ 5/8" Dia. Ball Bearing
Metal Roller
Roller Only 900-9564



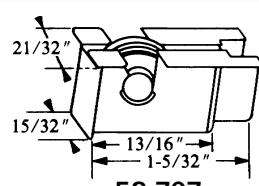
52-649
Nylon with 3/8"
Dia. Metal Roller



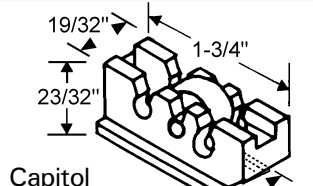
52-638
Nylon with 5/16"
Dia. Metal Roller



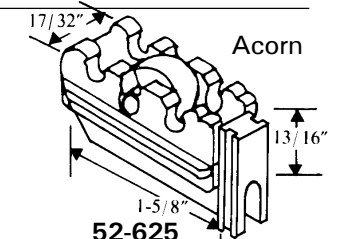
52-609
Nylon with 23/32" Dia.
Flat Nylon Roller
Crossly



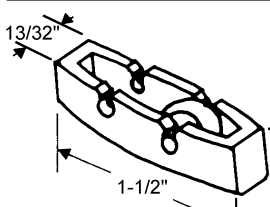
52-707
Nylon with 17/32" Dia.
Metal Roller
Reynolds



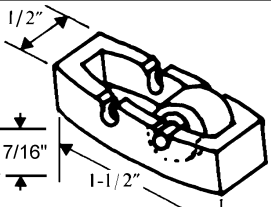
Capitol
52-622
Nylon with 9/16" Dia.
Metal Roller



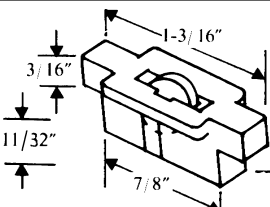
Acorn
52-625
Nylon with 17/32" Dia.
Metal Roller



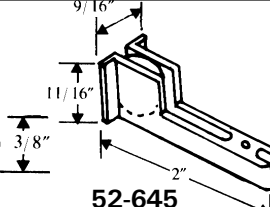
52-632
Nylon with 1/2" Dia.
Metal Roller
Capitol



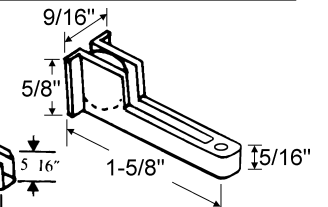
52-629
Nylon with 13/32" Dia.
Metal Roller
Capitol



52-648
Nylon with 3/8" Dia.
Metal Roller



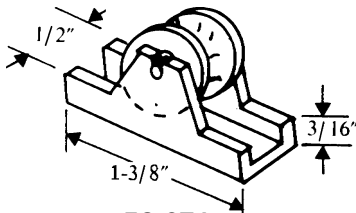
52-645
Nylon with 5/8" Dia.
Nylon Roller
Not Available
Use 52-790



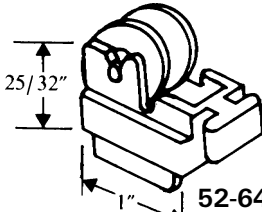
52-790
Nylon with 1/2" Dia.
Flat Nylon Roller

SLIDING WINDOW ROLLERS

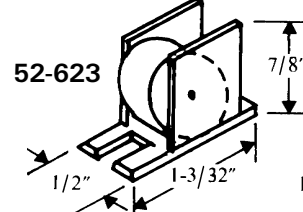
ROLLERS WITH PLASTIC HOUSING



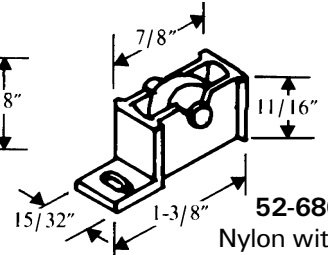
52-671
Nylon with 5/8" Dia.
Metal Roller
Rollyson



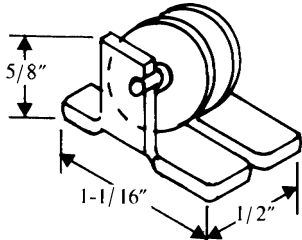
52-642
Nylon with 19/32" Dia. Metal Roller



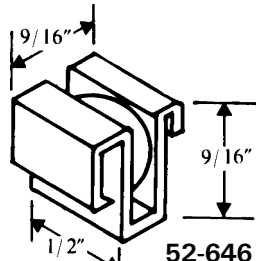
52-623
Nylon with 23/32"
Dia. Nylon Roller



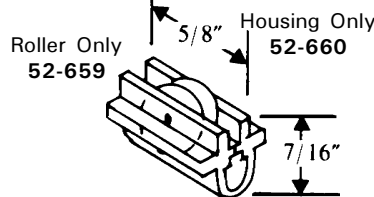
52-680
Nylon with
9/16" Dia.
Nylon Roller. Reynolds



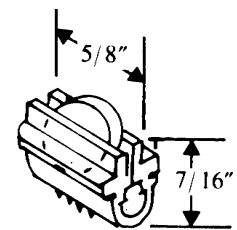
52-644
Nylon with 5/8" Dia. Metal
Roller



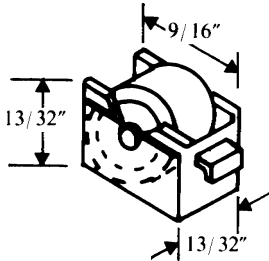
52-646
Nylon with 15/32" Dia.
Nylon Roller



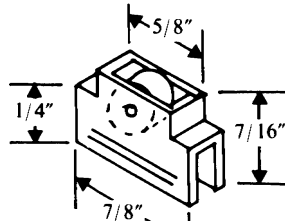
52-659
Nylon with 15/32" Dia.
Nylon Roller
Iida



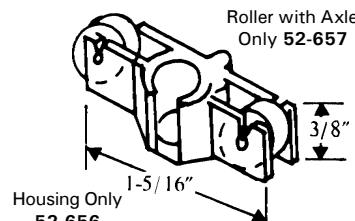
52-618
Nylon w/ 15/32" Dia. Nylon Roller
Not Available Use **52-661**



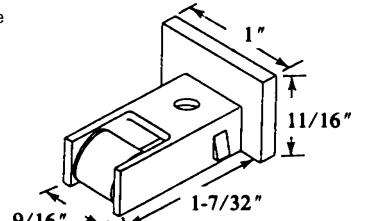
52-647



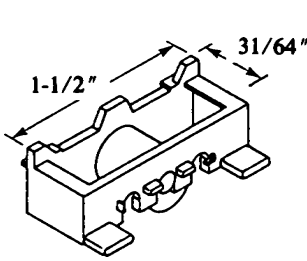
52-643
Nylon with 5/16" Dia.
Metal Roller



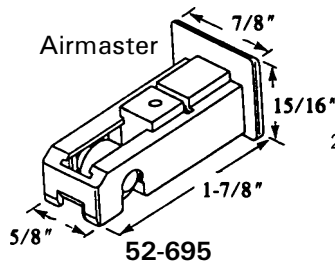
52-658
Nylon with 7/16" Dia.
Nylon Roller



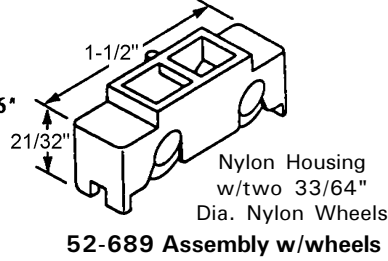
52-686 Nylon Wheel
52-686M Metal Wheel
Medallion



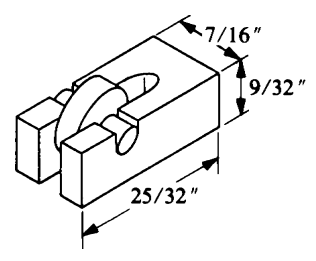
52-684
Chamberlain



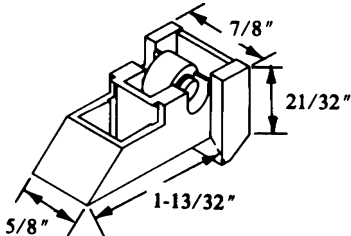
52-695
Nylon Housing 31/64" Dia.
Nylon Roller



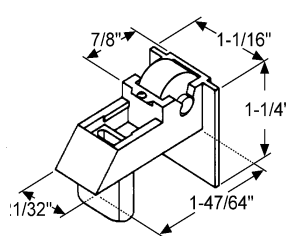
52-689 Assembly w/wheels
52-687 Housing Only
52-688 Roller Only
Gallatin



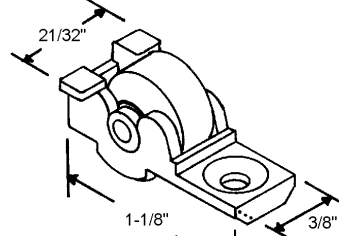
900-12009



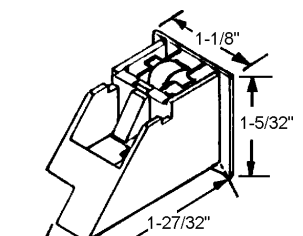
900-1849 Guide Only
900-1849A With Roller
Seasonall



60-657WHA White Ass'y w/Wheel
60-657BLA Black Ass'y w/Wheel
60-657BRA Brown Ass'y w/Wheel
900-14449 Wheel Only

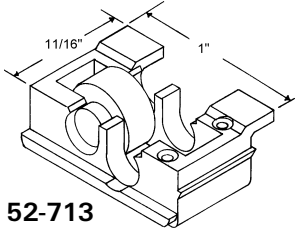


900-9814
Roller Assembly w/Nylon Roller
900-9814M
Roller Assembly w/Metal Roller

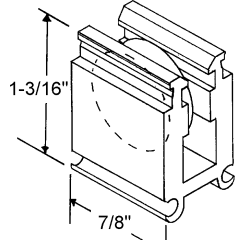


52-715LH Shown
52-715RH Opposite

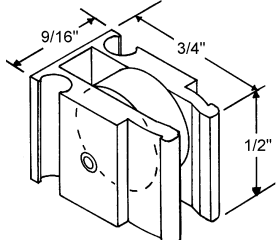
SLIDING WINDOW ROLLERS & GUIDES



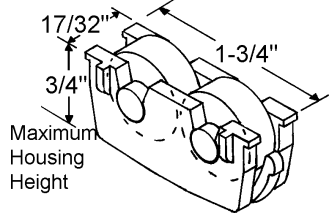
52-713
White Nylon Housing
w/17/32" Flat Roller
Capitol



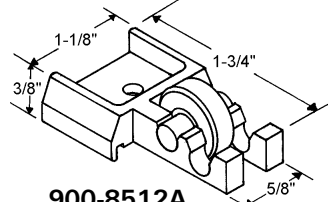
900-11124
5/8" Dia. Flat Steel Roller



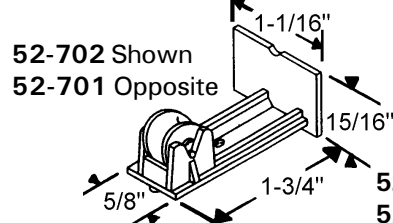
900-12179
1/2" Dia. Flat Steel Roller



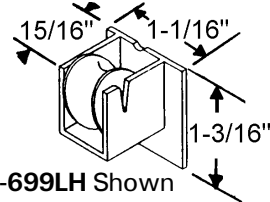
900-1797A
900-9564 SS Roller Only
Seasonall
Maximum Housing Height



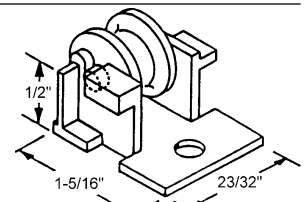
900-8512A
9/16" Dia. Flat Metal
Roller w/Separate Axle
Capitol



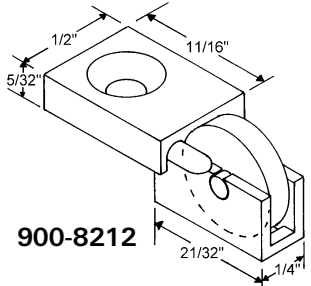
52-702 Shown
52-701 Opposite
5/8" Dia. Flat Metal Roller
w/Separate Axle
AlSCO Anaconda / Sugarcreek



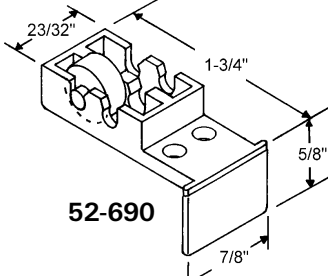
52-699LH Shown
52-699RH Opposite
5/8" Dia. Flat Metal Roller
w/Separate Axle
AlSCO Anaconda / Sugarcreek



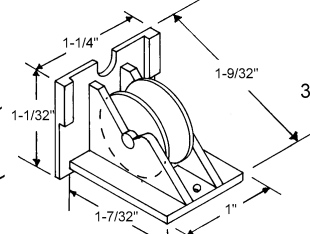
900-10454
1/2" Dia. Metal Roller
w/Separate Axle
Krestmark



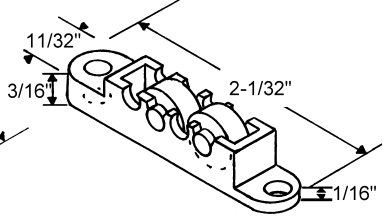
900-8212
1/2" Dia. Plastic Roller
w/Fixed Axle
Keller



52-690
7/16" Dia. Flat Nylon
Roller w/Fixed Axle
Capitol

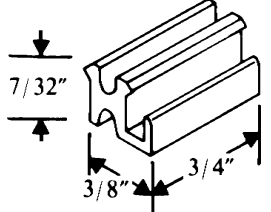


52-703A
3/4" Dia. Nylon Ball
Bearing Roller w/Fixed
Axle. Seasonall

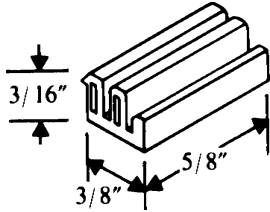


52-722
Nylon w/ 2-13/32" dia.
flat metal rollers
w/ separate axles

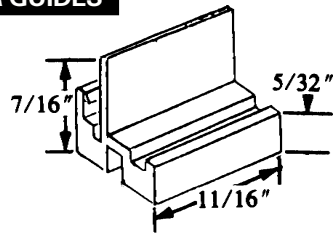
SLIDER GUIDES



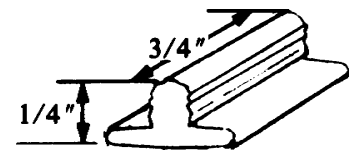
52-608
Nylon
Alenco



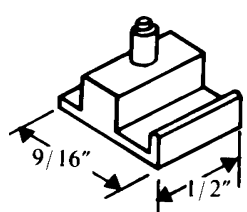
52-670
Alenco



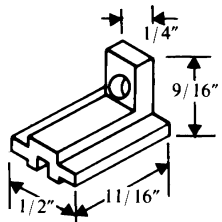
900-1103
Ador Hilite



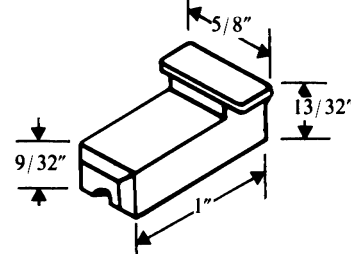
52-706
Nylon



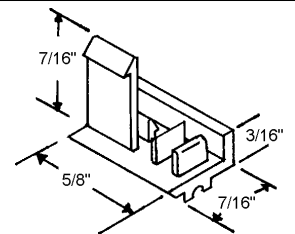
52-669



52-674
Nylon



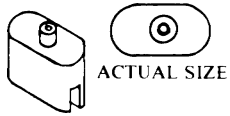
52-639



52-636 Shown
52-637 Opposite
Howard

SLIDING WINDOW ROLLERS, GUIDES & CORNERS

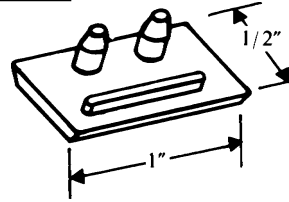
SLIDER GUIDES



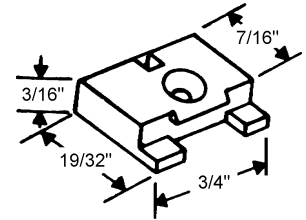
52-668
Ador Hilite



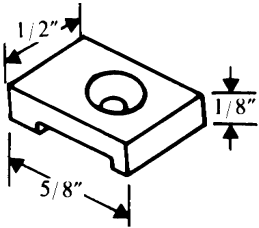
52-663



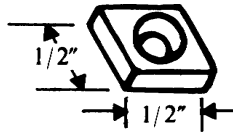
52-664
Crossly



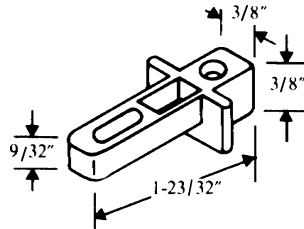
52-673
Crown



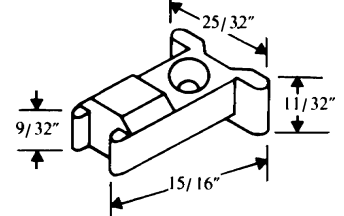
52-677
Reynolds



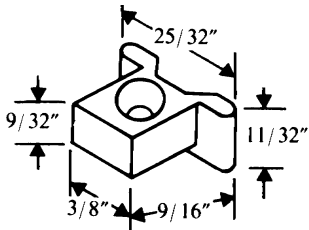
52-635



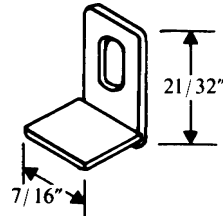
52-600



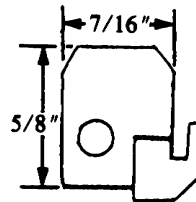
52-601
Keller



52-602
Keller

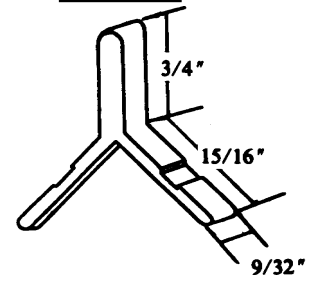


52-606
WT Industries



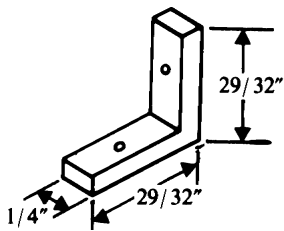
900-9556LH
900-9556RH
Acorn

CORNER

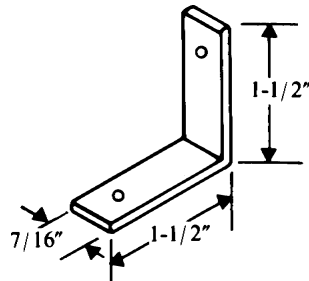


46-21

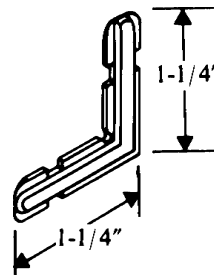
CORNERS



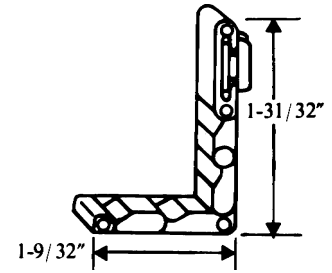
52-603



52-604



52-605

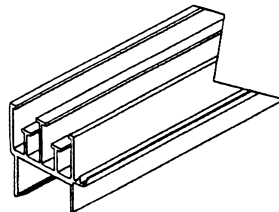


52-667
Portalumbe

SLIDING WINDOW REPAIR TRACK

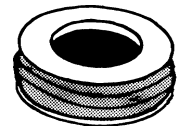


900-11536
Captiol

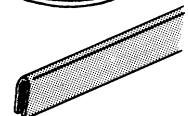


900-15268
Not Available Use 65-77

Sold in 100 ft.
rolls only

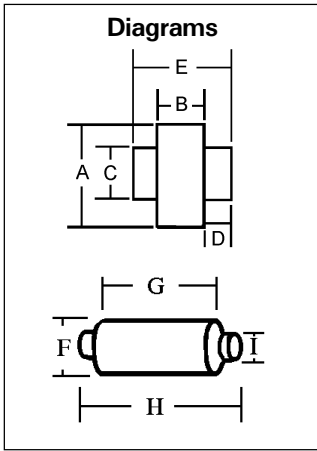


52-705
Made of Vinyl.
Install over worn or
damaged tracks.

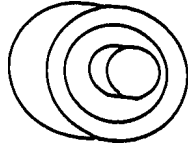


ROLLERS

ROLLERS FIXED OR ONE PIECE MOLDED AXLES



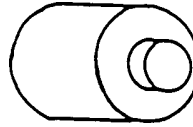
Flat Metal with Fixed Ball Bearing Metal Axle



- A- 5/8"
- B- 1/4"
- C- 1/4"
- D- 1/8"
- E- 1/2"

900-9564

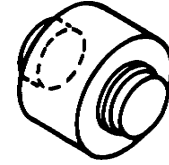
Flat Metal with Fixed Metal Axle



- A- 5/16"
- B- 19/64"
- C- 1/8"
- D- 3/32"
- E- 15/32"

900-11416R

Flat Plastic with One Piece Molding Axle

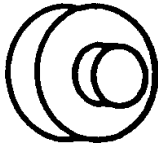


- A- 1/2"
- B- 9/32"
- C- 1/4"
- D- 1/16"
- E- 27/64"

52-688

ROLLERS FIXED OR ONE PIECE MOLDED AXLES

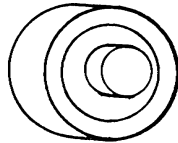
Flat Plastic with One Piece Molding Axle



- A- 7/16"
- B- 5/32"
- C- 1/8"
- D- 1/8"
- E- 13/32"

900-2041

Flat Metal with Fixed Ball Bearing Axle



- A- 17/32"
- B- 3/16"
- C- 3/16"
- D- 3/32"
- E- 3/8"

900-9764

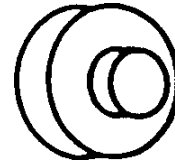
Concave Nylon with Fixed Ball Bearing Metal Axle



- A- 3/4"
- B- 1/4"
- C- 5/32"
- D- 3/32"
- E- 1/2"

52-703R

Flat Plastic with One Piece Molding Axle



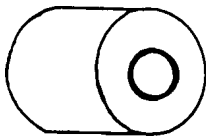
- A- 13/32"
- B- 3/16"
- C- 3/16"
- D- 3/32"
- E- 3/8"

900-9814W

ROLLERS WITH SEPARATE AXLES

Flat Plastic with One Piece Molding Axle

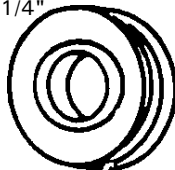
- A- 7/16"
- E- 7/16"
- Hole Dia. 3/16"



900-5704

Concave Metal

- A- 19/32"
- B- 3/8" (at widest point)
- Hole Dia. 1/4"
- F- 1/4"
- G- 3/8"
- H- 1/2"
- I- 1/8"

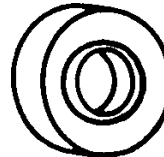


52-700

Axle Included Refer to Dimensions F,G,H,& I

Flat Metal

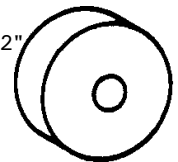
- A- 5/8"
- B- 3/8" (at widest point)
- Hole Dia. 1/4"
- F- 1/4"
- G- 3/8"
- H- 1/2"
- I- 1/8"



900-15444A
Roller & Axle

Flat Nylon With Metal Axle

- A- 5/8"
- B- 3/16"
- Hole Dia. 5/32"
- F- 5/32"
- G- 3/16"
- H- 5/16"
- I- 1/8"



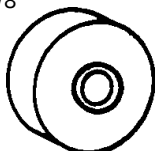
52-626W
52-626A

Roller
Axle

ROLLERS WITH SEPARATE AXLES

Flat Nylon With Metal Axle

- A- 1/2"
- B- 1/4" (at widest point)
- Hole Dia. 1/8"
- F- 1/8"
- G- 7/32"
- H- 9/32"
- I- 3/32"

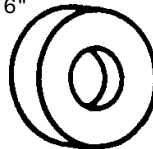


52-683R
52-683A

Roller
Axle

Flat Metal

- A- 9/16"
- B- 1/4"
- Hole Dia. 5/16"
- F- 5/16"
- G- 1/4"
- H- 1/2"
- I- 1/4"

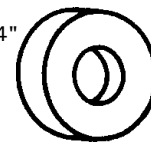


52-621

Axle Included Refer to Dimensions F,G,H,& I

Flat Metal With Offset Axle

- A- 7/16"
- B- 3/16"
- Hole Dia. 1/4"
- F- 1/4"
- G- 3/16"
- H- 21/32"
- I- 3/16"



52-693
52-692

Roller
Axle