



Roto FLIP LOCK

Innovative and Intuitive!

The Roto Flip Lock is an automatic sash lock for single hung, double hung, and sliding windows that's easy to install, easy to operate, and highly intuitive. Flip Lock's excellent balance and durability combined with its intuitive and sleek design, provides you with a superior lock while providing your customers with great comfort, convenience and security.

Features

The positive action lock, once unlocked and the sash is opened, resets itself and then locks automatically when the sash is closed

Innovative functionality that makes operation of the lock ergonomically- friendly

Internal mechanism has two springs to maintain balance

Four mounting positions

Unique Breakaway feature – flip lever will stay up unless completely closed

Meets or exceeds forced entry resistance requirements and hurricane impact testing

Benefits

Ease of operation and peace of mind knowing that once the window is closed, it is locked


In the case of arthritic conditions, the lock can be operated with a slim device thus not requiring extensive movement of one's fingers

Enhanced durability/cycle performance, reliable, consistent functionality

Ultimate flexibility to position the lock correctly on various profiles


Acts as a visible indicator that the window is not completely closed, thus not locked

Adds vital elements of security and strength to the overall performance of the window



Flip Lock Cover Assembly

Part Number	Color
50-1325W	White
50-1325BEW	Blue White
50-1325EB	Earth Brown
50-1325AD	Almond
50-1325ADMK	Dark Almond/Beige



Flip Lock Mechanism

Part Number
50-1326




Face Mount Striker

Part Number	Color
50-1328W	White
50-1328BEW	Blue White
50-1328EB	Earth Brown
50-1328AD	Almond
50-1328ADMK	Dark Almond/Beige



Surface Mount Striker

Part Number	Color
50-1327W	White
50-1327BEW	Blue White
50-1327EB	Earth Brown
50-1327AD	Almond
50-1327ADMK	Almond MK
50-1327AG	Adobe



Installation Jig

Part Number
59-82