

REPLACEMENT

MAIL BOX LOCKS

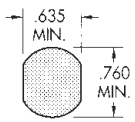
Fixed Cam Replacement Pin Tumbler Mail Box Locks

Fixed Cam Mail Box Locks For doors on architectural mailboxes serviced by U.S. Post Office. Furnished with 2 keys, and a spring loaded clip.
Keyway: National # NA12
Nickel Finish - Face Diameter = 7/8"

Spring Mounting
Clip (Included)



Mounting Hole
for All Locks



FC710		97-1 Fits Bommer	
FC711		97-2 Fits Bommer	
FC712		97-3 Fits Bommer	
FC713		97-4 Fits Auth Electric	
FC714		97-5 Fits American Device	
FC715		97-6 Fits Florence Mfg.	
FC716		97-7 Fits S. H. Couch	
FC717		97-8 Fits Nutone	

FC718		97-9 Fits Cutler	
FC719		97-10 Fits Miami-Carey	
FC720		97-11 Fits Dura-Steel	
FC721		97-12 Fits Permabit	
FC722		97-13 Fits Dura-Steel	
FC723		97-14 Fits Jensen	
FC724		97-15 Fits Bommer	
FC725		97-20 Fits Cutler	

Part #	Locked Cam Position	Direction of Turn to Open	Case Replaces	Key Qty	Blank
97-1	left	90° c/cw	Bommer Industries	25	97-21
97-2	up	90° c/cw	Bommer Industries	25	97-21
97-3	down	90° c/cw	Bommer Industries	25	97-21
*97-4	left	90° c/cw	* Auth Electric	25	97-21
97-5	left	90° c/cw	American Device	25	97-21
97-6	up	90° c/cw	Florence Mfg.	25	97-21
97-7	up	90° cw	S.H. Couch	25	97-21
97-8	left	90° c/cw	Nutone	25	97-21
97-9	left	90° c/cw	Cutler Mail Chute	25	97-21
97-10	up	90° c/cw	Miami-Carey	25	97-21
97-11	down	90° cw	Dura Steel	25	97-21
97-12	left	90° c/cw	Permabit -XL-201	25	97-21
97-13	down	90° cw	Dura Steel -XL-202	25	97-21
97-14	left	90° c/cw	Jensen General	25	97-21
97-15	left	90° c/cw	Bommer Industries	25	97-21
97-20	left	90° c/cw	Cutler Federal	25	97-21

* also replaces Bommer Lock B25-300 used on Bommer box No. 9015 (sleeve inside box must be removed)

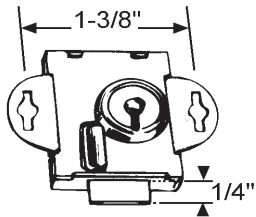
1-800-352-0800 fax: 610-534-3202



2006 Elmwood Ave, 102C
Sharon Hill, PA 19079-1084

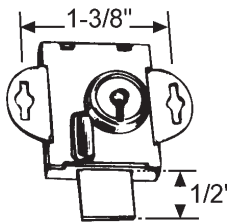
Disclaimer: Illustrations in this flyer are intended only to give an idea of what a product looks like. They are for identifying that products use, and are not meant to imply that the lock is a genuine product of the said original manufacturer
©SBI, 2000

Flat Replacement Mailbox Locks



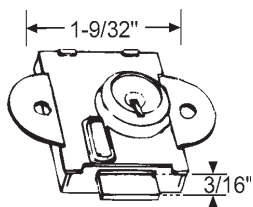
97-18
1/4" Bolt

Replaces Eagle #2616 1/4"C and Ilco #4070A.
Fits Auth, United, and Florence boxes



97-19
1/2" Bolt

Same as 97-18, except with 1/2" bolt




97-22
3/16" Bolt

Fits Couch Box

All of the above locks have a brass plated finish and come supplied with 2 steel keys.


Part Number	Installation	Direction of Turn to Open	Case Qty.
97-16	Architectural mail box fronts	90° c/cw	25
97-17	Door of pedestal mounted neighborhood boxes	90° cw	25
97-28	Architectural mail box fronts	90° c/cw	25

Multi-Cam Replacement Pin Tumbler Mailbox Locks



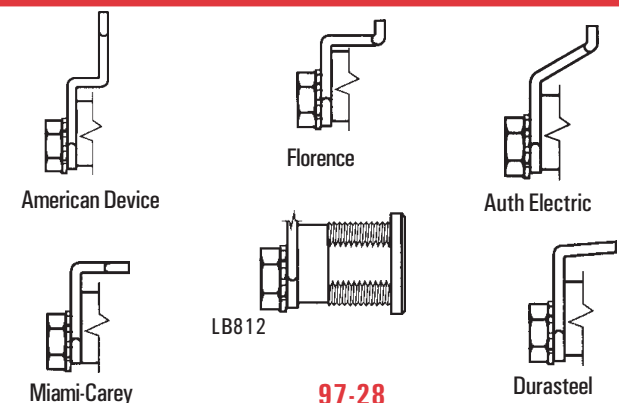
97-16
FOR INSIDE MAIL BOXES

Multi-Cam Mail Box Lock Kit for interior mail boxes. Nut mounted lock meets specifications established by the U.S. Postal Service. Counter clockwise cam turn to open. Furnished with two keys, five cams shown, spring clip for mounting, cam screw, and mounting nut.
Nickel Finish Keyway NA 12



97-17
FOR OUTSIDE MAIL BOXES

Multi-Cam Mail Box Lock Kit for exterior pedestal-mounted neighborhood mail boxes. Keyway dust shutter protects mechanism from the elements. Lock has dual slots for mounting in door using spring clip. Clockwise cam turn to open. Furnished with 3 keys, 5 cams shown, spring clip for mounting, and cam nut.
Nickel Finish Keyway NA 14



97-28
REPLACEMENT FOR HUDSON #PT812

Multi-Cam Mail Box Lock Kit A suitable replacement for Hudson #PT812. Hex nut mounted. Meets U.S. postal service specifications. 90° ccw cam rotation. Key removable in locked position only. Furnished with 3 keys, 5 cams, and all necessary mounting hardware.
Nickel Finish Keyway HL 1