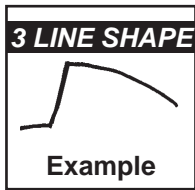


Window Glazing & Weatherstripping

Snap-In-Vinyl Glazing Bead

Glazing bead is grouped by shape. Sold per foot - Available in 6ft. lengths unless otherwise specified, minimum 120'



Please Consult Your Representative for Additional Colors, Styles and Sizes

Actual Size

| Part # | Color |
|--------|----------|
| 65-30 | White |
| 65-29 | Lt. Gray |

Actual Size

| Part # | Color |
|--------|----------|
| 65-26 | Dk. Gray |
| 65-25 | White |

Actual Size

| Part # | Color |
|--------|-------|
| 65-8 | Brown |
| 65-8W | White |

Actual Size

| Part # | Color |
|--------|----------|
| 65-1 | Lt. Gray |
| 65-59 | Black |

Actual Size

| Part # | Color |
|--------|-------|
| 65-69 | Brown |
| 65-69W | White |

Portallume

Capitol - 800 Series

Actual Size

| Part # | Color |
|--------|-------|
| 65-60 | White |
| 65-60B | Black |

Actual Size

| Part # | Color |
|--------|-------|
| 65-61 | White |
| 65-61B | Black |

Actual Size

| Part # | Color |
|--------|-------|
| 65-66 | Gray |
| 65-67 | White |

Deco

Silverline

Muntin Bar Bead Refer to pg. 242.
Used on 65-35, 65-36 Bead Only - All 6" Lengths

Actual Size

| Part # | Color |
|--------|-------|
| 65-78B | Black |
| 65-78W | White |

Actual Size

| Part # | Color |
|------------|-------|
| 900-16303 | Gray |
| 900-16303W | White |

Actual Size

| Part # | Color |
|------------|-------|
| 900-11480 | Brown |
| 900-11480W | White |

Capitol

Actual Size

| Part # | Color |
|------------|-------|
| 900-11481 | Brown |
| 900-11481W | White |

Actual Size

| Part # | Color |
|------------|-------|
| 900-14895 | Black |
| 900-14895W | White |

Actual Size

| Part # | Color |
|-------------|--------|
| 900-16724 | White |
| 900-16724DB | Bronze |

Capitol

Krestmark

TOLL FREE: 800-352-0800

2011 PGI©


strybuc
THE ULTIMATE

235

Window Glazing & Weatherstripping

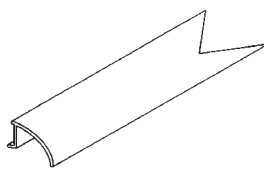
Snap-In-Vinyl Glazing Bead

Glazing bead is grouped by shape. Sold per foot - Available in 6ft. lengths unless otherwise specified, minimum 120'



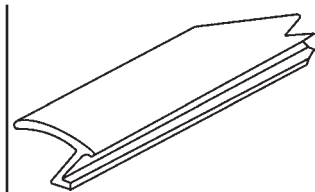
Actual Size

| Part # | Color |
|-------------|-------------|
| 900-16422 | White |
| 900-16422BK | Black |
| 900-16422DB | Dark Bronze |
| 900-16422G | Gray |



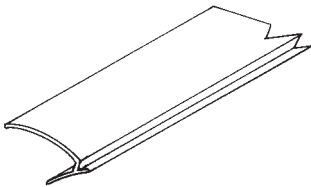
Actual Size

| Part # | Color |
|-------------|-------------|
| 900-16344 | Gray |
| 900-16344B | Black |
| 900-16344DB | Dark Bronze |
| 900-16344W | White |



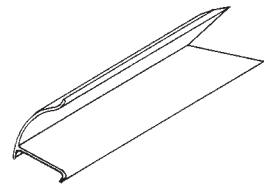
Actual Size

| Part # | Color |
|--------|----------|
| 65-4 | White |
| 65-5 | Lt. Gray |



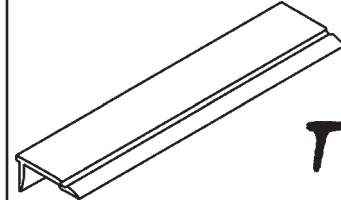
Actual Size

| Part # | Color |
|-----------|-------|
| 900-17190 | White |




Actual Size

| Part # | Color |
|-----------|-------|
| 900-18492 | White |



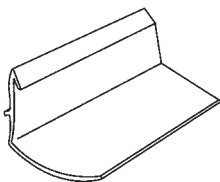
Actual Size

| Part # | Color |
|-------------|--------|
| 900-17870 | White |
| 900-17870BZ | Bronze |



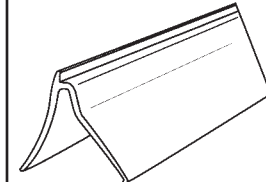
Actual Size

| Part # | Color |
|---------|-------|
| 65-86WH | White |



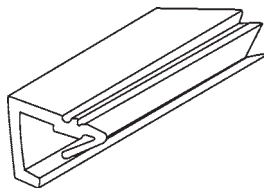
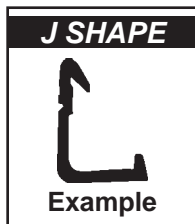
Actual Size

| Part # | Color |
|-------------|--------|
| 900-11015DB | Bronze |



Actual Size

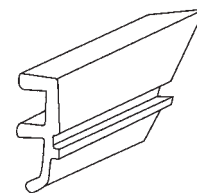
| Part # | Color |
|----------|--------|
| 65-350W | White |
| 65-350BZ | Bronze |



Actual Size

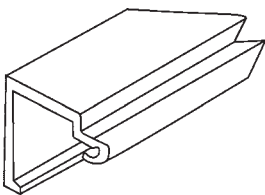
| Part # | Color |
|--------|-------|
| 65-42 | Black |
| 65-42W | White |

Reynolds



Actual Size

| Part # | Color |
|--------|----------|
| 65-44 | Lt. Gray |

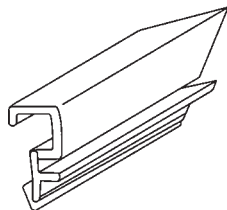


Actual Size

| Part # | Color |
|--------|-------|
| 65-20 | White |

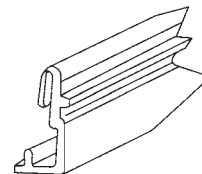
Keller

Note: Large minimum required



Actual Size

| Part # | Color |
|--------|-------|
| 65-45 | White |
| 65-46 | Brown |



Actual Size

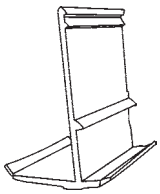
| Part # | Color |
|----------|-------------|
| 65-48 | Brown |
| 65-48LBR | Light Brown |
| 65-49 | White |

Pennco

Window Glazing & Weatherstripping

Snap-In-Vinyl Glazing Bead

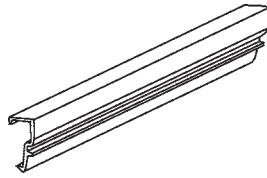
Glazing bead is grouped by shape. Sold per foot - Available in 6ft. lengths unless otherwise specified, minimum 120'



| Part # | Color |
|--------|-------|
| 65-367 | Gray |

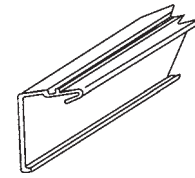
Dual Durometer

Crestline/Peachtree



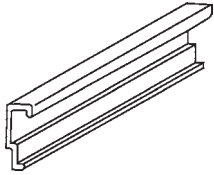
| Part # | Color |
|--------|-------|
| 65-57 | Brown |
| 65-58 | White |

Capitol

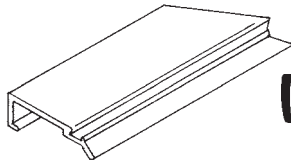


| Part # | Color |
|--------|-------|
| 65-47 | Brown |
| 65-47W | White |

Pennco

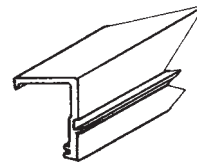


| Part # | Color |
|--------|-------|
| 65-50 | White |

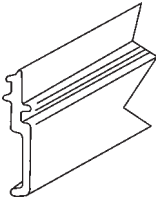


| Part # | Color |
|--------|-------|
| 65-52 | White |
| 65-52B | Black |

Capitol

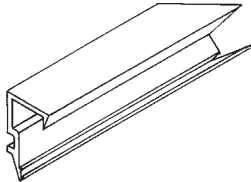


| Part # | Color |
|----------|-------|
| 900-9093 | White |


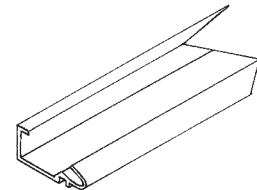


| Part # | Color |
|----------|-------|
| 900-8745 | Black |

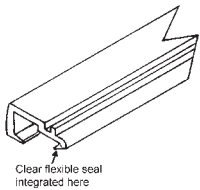
Acorn



| Part # | Color |
|-----------|-------------|
| 900-16144 | Dark Bronze |



| Part # | Color |
|-----------|-------|
| 900-17559 | Black |



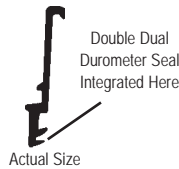
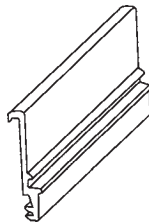
Clear flexible seal integrated here



| Part # | Color |
|------------|--------|
| 900-12029W | White |
| 900-12029 | Bronze |

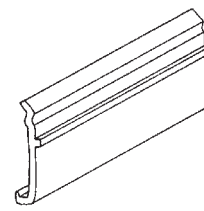
Dual Durometer

Pennco



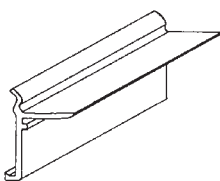
| Part # | Color |
|----------|-------|
| 65-101NS | Black |

Acorn 2300 Series



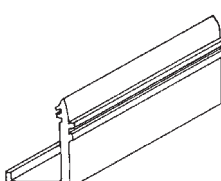
| Part # | Color |
|---------|-------|
| 65-104 | Black |
| 65-104W | White |

Acorn 2300 Series



| Part # | Color |
|---------|-------|
| 65-105 | Black |
| 65-105W | White |

Acorn 2300/3300 Series



| Part # | Color |
|---------|-------|
| 65-108 | Black |
| 65-108W | White |



| Part # | Color |
|---------|--------|
| 65-88 | Gray |
| 65-88BZ | Bronze |

| Part # | Color | Length |
|--------|--------|---------|
| 65-168 | Bronze | 50-1/2" |

TOLL FREE: 800-352-0800

2011 PGI©

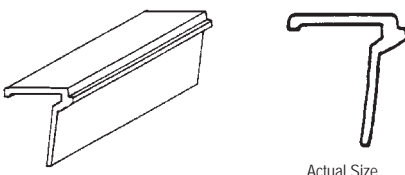
strybuc
FINE LINE MATERIALS

237


Window Glazing & Weatherstripping

Snap-In-Vinyl Glazing Bead

Glazing bead is grouped by shape. Sold per foot - Available in 6ft. lengths unless otherwise specified, minimum 120'



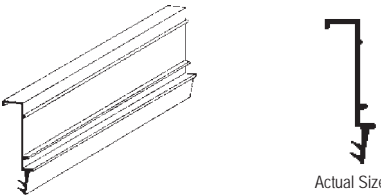
| Part # | Color |
|---------|--------|
| 65-89B | Black |
| 65-89BZ | Bronze |
| 65-89W | White |



Dual-Durometer. Old Wenco Bead Cut 6' Lengths

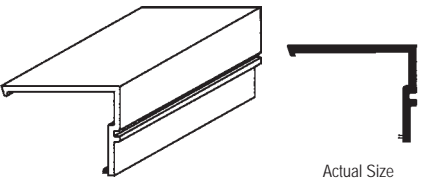
| Part # | Color |
|--------|-------|
| 65-90 | White |

Wenco



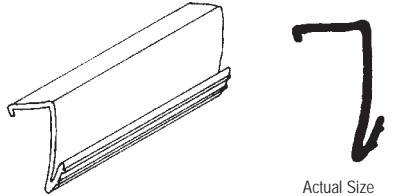
| Part # | Color |
|------------|-------|
| 900-11865 | Black |
| 900-11865W | White |

Acorn



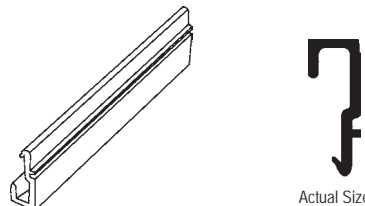
| Part # | Color |
|------------|-------|
| 900-11563 | Brown |
| 900-11563W | White |

Dual Durometer



| Part # | Color |
|------------|--------|
| 900-16067 | White |
| 900-16067A | Almond |

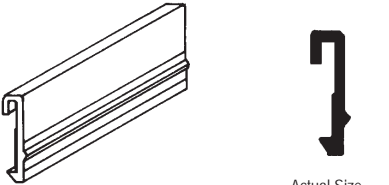
Acorn



| Part # | Color |
|-------------|--------|
| 900-17496 | White |
| 900-17496BZ | Bronze |

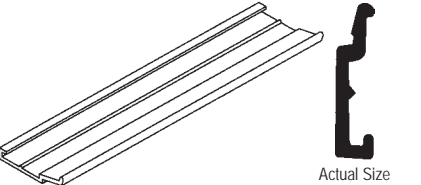
Dual Durometer

Pennco




| Part # | Color |
|-------------|-------|
| 900-17499 | White |
| 900-17499BR | Brown |

Pennco

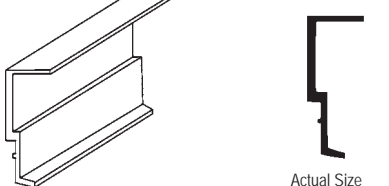


Head Vinyl Glazing Stop

| Part # | Color |
|-----------|-------|
| 900-17510 | White |




| Part # | Color |
|-------------|-------|
| 900-18453BL | Black |
| 900-18453W | White |



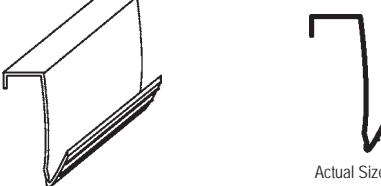
| Part # | Color |
|-----------|-------|
| 900-18550 | White |

Winterseal

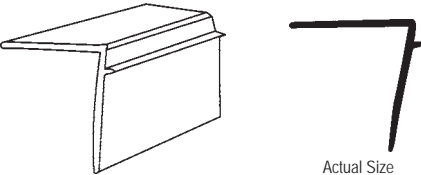


| Part # | Color |
|----------|-------|
| 900-8744 | Black |


Dual-Durometer



| Part # | Color |
|---------|--------|
| 65-135 | White |
| 65-135A | Almond |

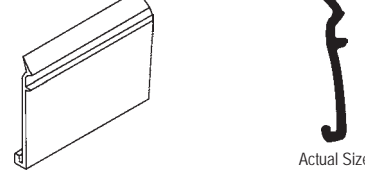


| Part # | Color |
|---------|-------|
| 65-240W | White |



| Part # | Color |
|---------|-------|
| 65-365W | White |

Barber & Ross



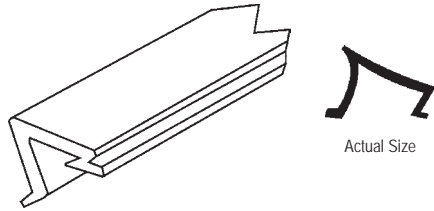
| Part # | Color |
|---------|-------|
| 65-132 | Black |
| 65-132W | White |

Window Glazing & Weatherstripping

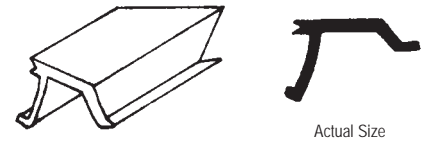
Snap-In-Vinyl Glazing Bead

Glazing bead is grouped by shape. Sold per foot - Available in 6ft. lengths unless otherwise specified, minimum 120"

5 LINE SHAPE

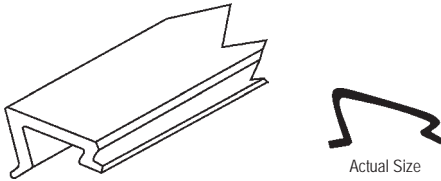


| Part # | Color |
|--------|----------|
| 65-41 | White |
| 65-40 | Lt. Gray |

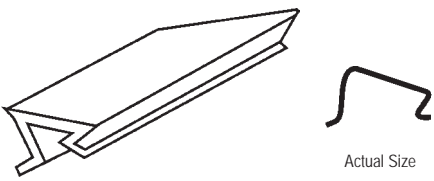


| Part # | Color |
|---------|--------|
| 65-32BR | Bronze |
| 65-32 | Brown |
| 65-33 | White |
| 65-43 | Black |

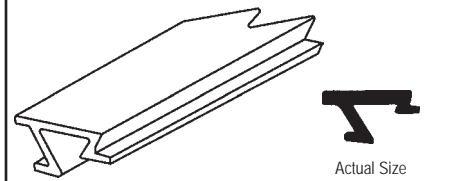
Crossly




| Part # | Color |
|--------|-------|
| 65-28 | White |
| 65-27 | Black |



| Part # | Color |
|--------|-------|
| 65-16 | Black |
| 65-15 | Brown |



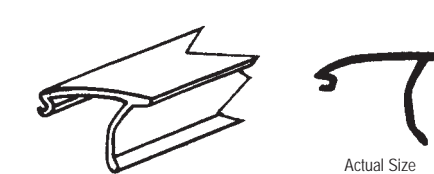
| Part # | Color |
|--------|----------|
| 65-17 | Lt. Gray |
| 65-12 | Black |
| 65-3 | White |



| Part # | Color |
|--------|-------|
| 65-71 | Black |
| 65-71W | White |

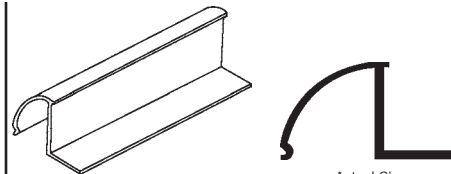
(Twenty 6 ft. Lengths of the Same Bead or a Combination of Different Beads)

Binnings



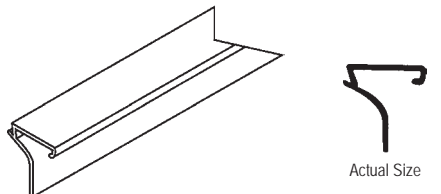
| Part # | Color |
|-----------|-------|
| 900-8668 | White |
| 900-8668B | Black |

Binnings

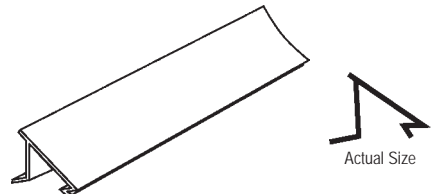


| Part # | Color |
|-------------|--------|
| 900-16683 | White |
| 900-16683BZ | Bronze |

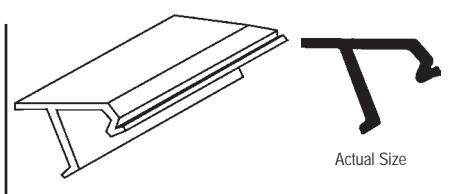
Bellview



| Part # | Color |
|------------|-------|
| 900-17038 | Black |
| 900-17038W | White |

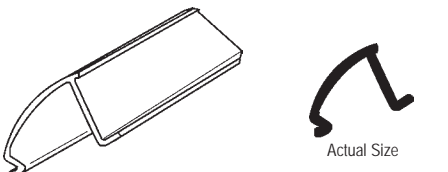


| Part # | Color |
|--------|-------|
| 65-87 | Gray |
| 65-87B | Black |



| Part # | Color |
|------------|--------|
| 900-10613 | Bronze |
| 900-10613W | White |

Rollyson




| Part # | Color |
|---------|--------|
| 65-85 | White |
| 65-85BZ | Bronze |

CE
6' Length



| Part # | Color |
|-------------|--------|
| 900-14969BL | Black |
| 900-14969W | White |
| 900-14969BZ | Bronze |

Phillips



| Part # | Color |
|-------------|--------|
| 900-19000 | Black |
| 900-19000BR | Brown |
| 900-19000BZ | Bronze |
| 900-19000W | White |

TOLL FREE: 800-352-0800

2011 PGI®

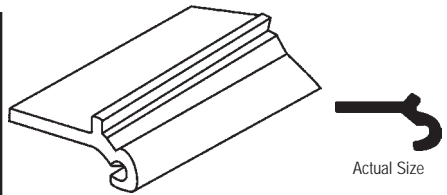
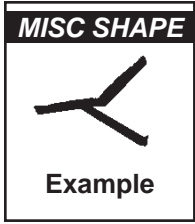
strybuc
THE ULTIMATE

239

Window Glazing & Weatherstripping

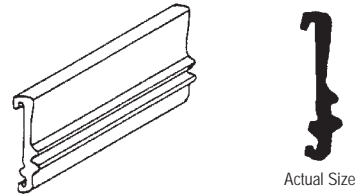
Snap-In-Vinyl Glazing Bead

Glazing bead is grouped by shape. Sold per foot - Available in 6ft. lengths unless otherwise specified, minimum 120'



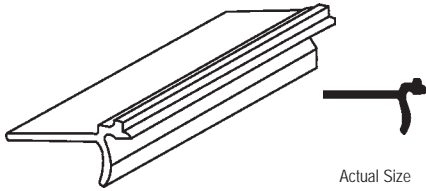
| Part # | Color |
|--------|----------|
| 65-39 | Lt. Gray |

Capitol



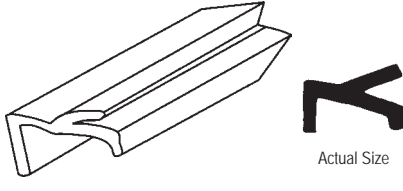
| Part # | Color |
|--------|-------|
| 65-101 | Black |

Acorn 2300 Series



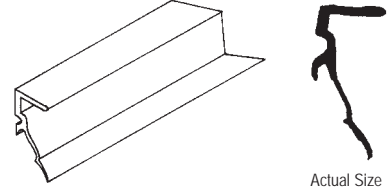
| Part # | Color |
|--------|-------|
| 65-91 | White |
| 65-91B | Black |

Rollyson 1500 Series




| Part # | Color |
|--------|-------|
| 65-6 | White |
| 65-7 | Black |

V.E. Anderson



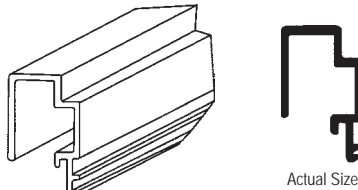
| Part # | Color |
|-----------|-------|
| 900-14844 | White |

Winterseal



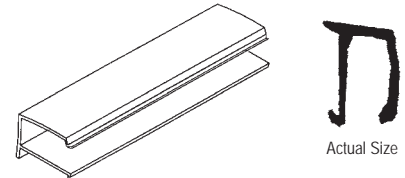
| Part # | Color |
|-----------|-------|
| 900-9954 | Black |
| 900-9954W | White |

Keller

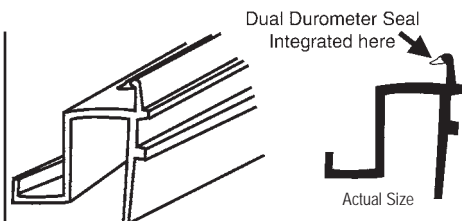


| Part # | Color |
|-----------|-------|
| 900-11386 | Black |

Acorn 2300 Series

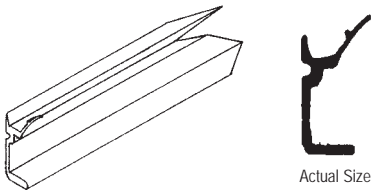


| Part # | Color |
|-------------|-------|
| 900-18970BL | Black |
| 900-18970W | White |



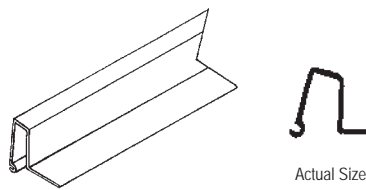
| Part # | Color |
|------------|-------|
| 900-20713W | White |

Dual Durometer

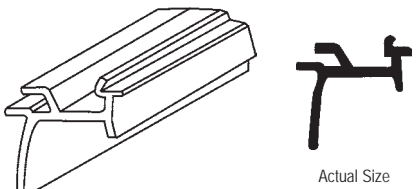


| Part # | Color |
|-----------|-------|
| 900-15075 | White |

Winterseal

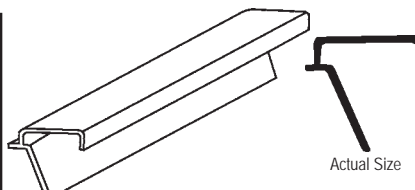


| Part # | Color |
|------------|--------|
| 900-16343 | Bronze |
| 900-16343W | White |

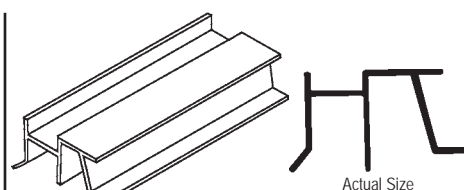


| Part # | Color |
|-------------|-------|
| 900-20292 | White |
| 900-20292BR | Brown |

Rollyson 2500 Series



| Part # | Color |
|--------|-------|
| 65-64 | Brown |

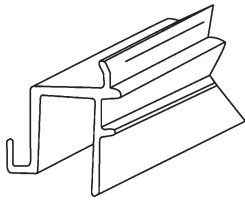


| Part # | Color |
|--------|-------|
| 65-53 | White |

Window Glazing & Weatherstripping

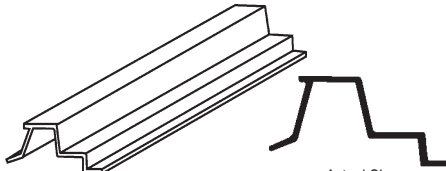
Snap-In-Vinyl Glazing Bead

Glazing bead is grouped by shape. Sold per foot - Available in 6ft. lengths unless otherwise specified, minimum 120'



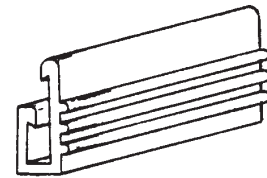
Actual Size

| Part # | Color |
|---------|-------------|
| 65-70 | White |
| 65-70DB | Dark Bronze |



Actual Size

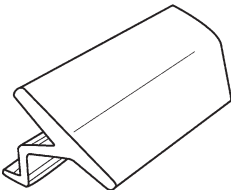
| Part # | Color |
|--------|-------|
| 65-55 | White |



Actual Size

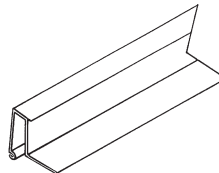
| Part # | Color |
|--------|-----------|
| 65-31W | White |
| 65-31 | Dark Gray |

Capitol



Actual Size

| Part # | Color |
|------------|-------|
| 900-21518 | Black |
| 900-21518G | Gray |



Actual Size


| Part # | Color |
|-------------|--------|
| 900-16225 | White |
| 900-16225BZ | Bronze |

Keller, Single Hung 76,
General Aluminum & Krestmark



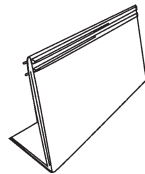
Actual Size

| Part # | Color |
|--------|-------|
| 65-375 | Brown |



Actual Size

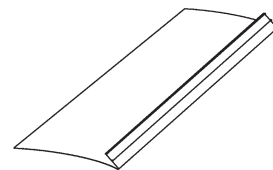
| Part # | Color |
|----------|--------|
| 65-456W | White |
| 65-456TN | Tan |
| 65-456BZ | Bronze |



Actual Size

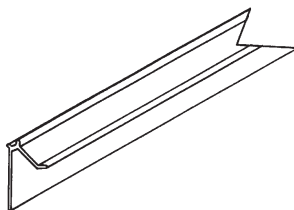
| Part # | Color |
|---------|-------|
| 65-183W | White |

Hurd/Rivco



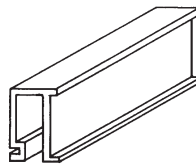
Actual Size

| Part # | Color |
|------------|-------|
| 900-16212 | White |
| 900-16212B | Black |



Actual Size

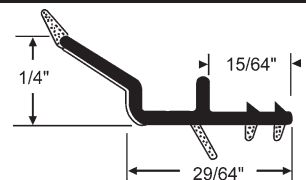
| Part # | Color |
|-----------|-------|
| 900-18869 | White |



Actual Size

| Part # | Color |
|-------------|-------|
| 900-9953NEW | Black |
| 900-9953NW | White |

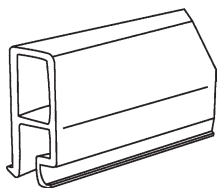
New style
Keller



| Part # | Color |
|-------------|--------|
| 900-14617 | White |
| 900-14617BG | Beige |
| 900-14617BZ | Bronze |

All 8' Lengths.


Norco/Vetter/Jeldwen



Actual Size

| Part # | Color |
|---------|-------|
| 65-235W | White |

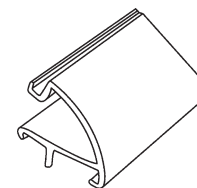
Acorn



Actual Size

| Part # | Color |
|---------|-------|
| 65-241W | White |

Kinro/Acorn



Actual Size

| Part # | Color |
|--------|-------|
| 65-95 | White |

TOLL FREE: 800-352-0800

2011 PGI®

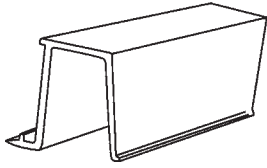
strybuc
THE ULTIMATE

241

Window Glazing & Weatherstripping

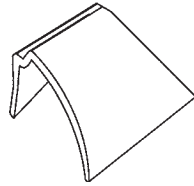
Snap-In-Vinyl Glazing Bead

Glazing bead is grouped by shape. Sold per foot - Available in 6ft. lengths unless otherwise specified, minimum 120'



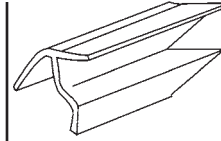
| Part # | Color |
|-------------|--------|
| 900-18974BL | Black |
| 900-18974BZ | Bronze |
| 900-18974W | White |

Philips



| Part # | Color |
|---------|-------|
| 65-318W | White |


Kinro/Acorn



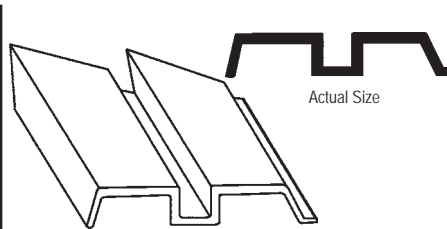
| Part # | Color |
|---------|--------|
| 65-73 | White |
| 65-73B | Black |
| 65-73BZ | Bronze |
| 65-73G | Gray |

Croft

Tracks

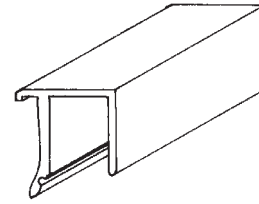


| Part # | Color |
|--------|-------|
| 65-65 | Black |



| Part # | Color |
|--------|----------|
| 65-68 | Charcoal |

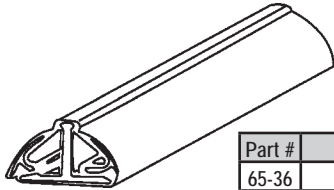
Capitol



| Part # | Color |
|--------|-------|
| 65-81W | White |

Seasonall

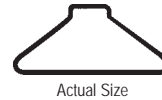
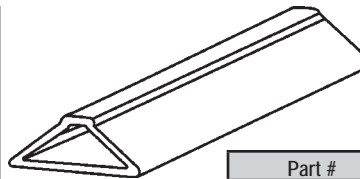
Muntin Bars



| Part # | Color |
|--------|-----------------------------|
| 65-36 | White with White bead |
| 65-35 | Dk Bronze with Dk Gray bead |

Note: All 6' Lengths

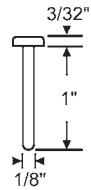
Capitol



| Part # | Color |
|--------|-------|
| 65-37 | White |
| 65-38 | Black |

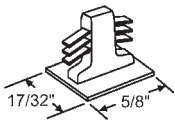
Aluminum. All 8' Lengths

Plunger

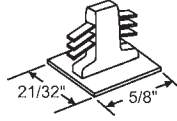


90-1024
Nylon

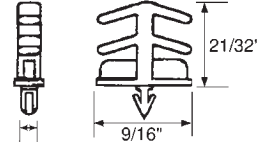
Muntin Clips



90-1022B
Black

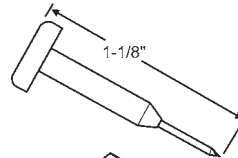


90-1023B
Black

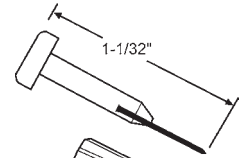


90-630
White Nylon

Grille Pins



90-857
Clear Plastic w/ Steel Shaft



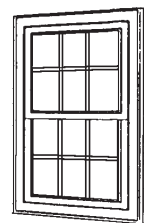
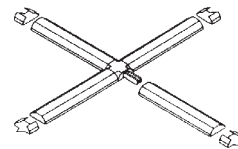
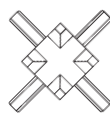
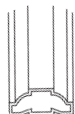
90-973
Clear Plastic w/ Steel Shaft

Window Grille Kit

The window grille kit is simple to install and easy to remove for cleaning at a fraction of the typical cost. The kit contains enough material for a standard size window or door including: 12 pieces of 24" Profile, 8 "X" Connectors and 16 Fasteners.

The Window Grille Kit can be used on wood, vinyl or aluminum materials. These attractive profiles are currently available in white only.

90-516





profile + connectors + fasteners + together =

Window Glazing & Weatherstripping



Metal Glazing Bead

Sold by Length - 50-1/2" = 1 Length. Minimum 10 Lengths.



| Part # | Color |
|---------|-------|
| 65-149W | White |

Single Hung
Cross Eastern

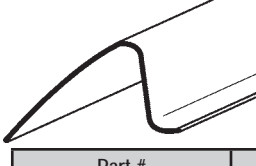

| Part # | Color |
|--------|----------|
| 65-158 | Aluminum |
| 65-159 | Bronze |
| 65-160 | White |

Single Hung
Yale

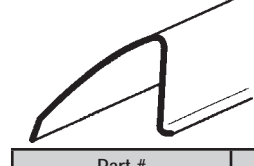

| Part # | Color |
|--------|----------|
| 65-161 | Aluminum |
| 65-162 | Bronze |

Awning Type Window
Yale

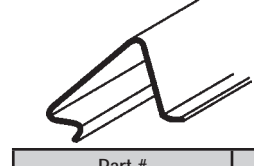

| Part # | Color |
|--------|----------|
| 65-154 | Aluminum |
| 65-155 | White |

Single Hung
Harcar

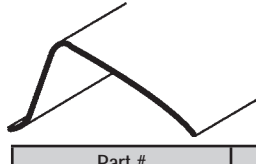

| Part # | Color |
|--------|----------|
| 65-152 | Aluminum |
| 65-153 | Bronze |

Single Hung
Anderson

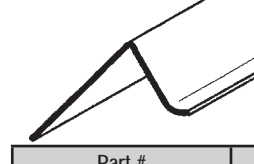

| Part # | Color |
|--------|----------|
| 65-163 | Aluminum |

Single Hung
ABC/Crown/Tucker

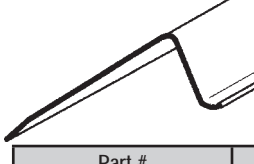

| Part # | Color |
|--------|----------|
| 65-164 | Aluminum |
| 65-165 | Bronze |

Single Hung
Kinco

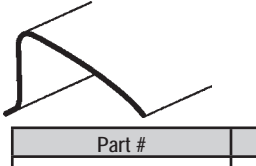
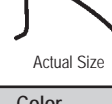
| Part # | Color |
|--------|----------|
| 65-143 | Aluminum |
| 65-144 | White |
| 65-145 | Bronze |

Single Hung
Pan Am



| Part # | Color |
|--------|----------|
| 65-146 | Aluminum |
| 65-147 | White |
| 65-148 | Bronze |

Awning Type Window
Pan Am



| Part # | Color |
|----------|----------|
| 65-156 | Aluminum |
| 65-157 | White |
| 65-156BZ | Bronze |

Awning Type Window
Harcar

| Part # | Color |
|--------|----------|
| 65-166 | Aluminum |
| 65-167 | Bronze |

Single Hung
Security

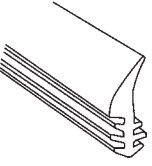




| Part # | Color |
|--------|-------|
| 65-117 | Mill |

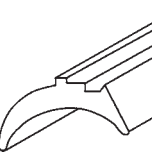

6' Length
Superior

Gray Vinyl Glazing Spline

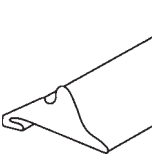

Fits 80-85% of all spline type aluminum windows. Fits all type glazing spline.

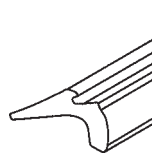

| Part # | Length |
|--------|-----------|
| 68-1 | 100 ft. |
| 68-1M | 1,000 ft. |

| Part # | Length |
|--------|-----------|
| 68-2 | 100 ft. |
| 68-2M | 1,000 ft. |

| Part # | Length |
|--------|-----------|
| 68-3 | 100 ft. |
| 68-3M | 1,000 ft. |


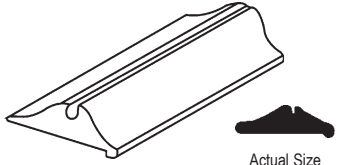





| Part # | Length |
|--------|-----------|
| 68-4 | 100 ft. |
| 68-4M | 1,000 ft. |

Window Glazing & Weatherstripping





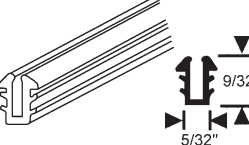
Gray Vinyl Glazing Spline

Fits 80-85% of all spline type aluminum windows. Fits all type glazing spline.

|  |  |  |  | | | | | | | | | | | | | | | | | | | | | | | | |
|--|---|--|---|---------|--------|-----------|--|--------|--------|------|---------|-------|-----------|--|--------|--------|-------|---------|--------|-----------|--|--------|--------|-------|---------|--------|-----------|
| Actual Size | Actual Size | Actual Size | Actual Size | | | | | | | | | | | | | | | | | | | | | | | | |
| <table border="1"> <thead> <tr><th>Part #</th><th>Length</th></tr> </thead> <tbody> <tr><td>68-10</td><td>100 ft.</td></tr> <tr><td>68-10M</td><td>1,000 ft.</td></tr> </tbody> </table> | Part # | Length | 68-10 | 100 ft. | 68-10M | 1,000 ft. | <table border="1"> <thead> <tr><th>Part #</th><th>Length</th></tr> </thead> <tbody> <tr><td>68-9</td><td>100 ft.</td></tr> <tr><td>68-9M</td><td>1,000 ft.</td></tr> </tbody> </table> | Part # | Length | 68-9 | 100 ft. | 68-9M | 1,000 ft. | <table border="1"> <thead> <tr><th>Part #</th><th>Length</th></tr> </thead> <tbody> <tr><td>68-13</td><td>100 ft.</td></tr> <tr><td>68-13M</td><td>1,000 ft.</td></tr> </tbody> </table> | Part # | Length | 68-13 | 100 ft. | 68-13M | 1,000 ft. | <table border="1"> <thead> <tr><th>Part #</th><th>Length</th></tr> </thead> <tbody> <tr><td>68-14</td><td>100 ft.</td></tr> <tr><td>68-14M</td><td>1,000 ft.</td></tr> </tbody> </table> | Part # | Length | 68-14 | 100 ft. | 68-14M | 1,000 ft. |
| Part # | Length | | | | | | | | | | | | | | | | | | | | | | | | | | |
| 68-10 | 100 ft. | | | | | | | | | | | | | | | | | | | | | | | | | | |
| 68-10M | 1,000 ft. | | | | | | | | | | | | | | | | | | | | | | | | | | |
| Part # | Length | | | | | | | | | | | | | | | | | | | | | | | | | | |
| 68-9 | 100 ft. | | | | | | | | | | | | | | | | | | | | | | | | | | |
| 68-9M | 1,000 ft. | | | | | | | | | | | | | | | | | | | | | | | | | | |
| Part # | Length | | | | | | | | | | | | | | | | | | | | | | | | | | |
| 68-13 | 100 ft. | | | | | | | | | | | | | | | | | | | | | | | | | | |
| 68-13M | 1,000 ft. | | | | | | | | | | | | | | | | | | | | | | | | | | |
| Part # | Length | | | | | | | | | | | | | | | | | | | | | | | | | | |
| 68-14 | 100 ft. | | | | | | | | | | | | | | | | | | | | | | | | | | |
| 68-14M | 1,000 ft. | | | | | | | | | | | | | | | | | | | | | | | | | | |

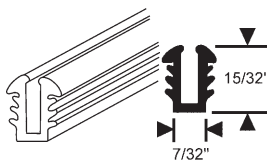
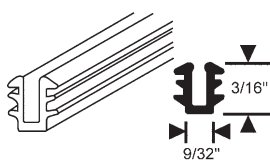
Gray Vinyl Glazing Channels

Glazing Channel for Single Strength Glass 1/16" (1.6MM)


|  |  |  |  |  | | | | | | | | | | | | | | | | | | | | | | | | | | | | | | |
|--|---|---|--|---|-------|-----------|--|--------|--------|------|---------|-------|-----------|--|--------|--------|------|---------|-------|-----------|--|--------|--------|------|---------|-------|-----------|--|--------|--------|------|---------|-------|-----------|
| 5/16" | 3/8" | 1/4" | 11/32" | 9/32" | | | | | | | | | | | | | | | | | | | | | | | | | | | | | | |
| 5/32" | 1/8" | 5/32" | 5/32" | 5/32" | | | | | | | | | | | | | | | | | | | | | | | | | | | | | | |
| <table border="1"> <thead> <tr><th>Part #</th><th>Length</th></tr> </thead> <tbody> <tr><td>67-5</td><td>100 ft.</td></tr> <tr><td>67-5M</td><td>1,000 ft.</td></tr> </tbody> </table> | Part # | Length | 67-5 | 100 ft. | 67-5M | 1,000 ft. | <table border="1"> <thead> <tr><th>Part #</th><th>Length</th></tr> </thead> <tbody> <tr><td>67-7</td><td>100 ft.</td></tr> <tr><td>67-7M</td><td>1,000 ft.</td></tr> </tbody> </table> | Part # | Length | 67-7 | 100 ft. | 67-7M | 1,000 ft. | <table border="1"> <thead> <tr><th>Part #</th><th>Length</th></tr> </thead> <tbody> <tr><td>67-2</td><td>100 ft.</td></tr> <tr><td>67-2M</td><td>1,000 ft.</td></tr> </tbody> </table> | Part # | Length | 67-2 | 100 ft. | 67-2M | 1,000 ft. | <table border="1"> <thead> <tr><th>Part #</th><th>Length</th></tr> </thead> <tbody> <tr><td>67-6</td><td>100 ft.</td></tr> <tr><td>67-6M</td><td>1,000 ft.</td></tr> </tbody> </table> | Part # | Length | 67-6 | 100 ft. | 67-6M | 1,000 ft. | <table border="1"> <thead> <tr><th>Part #</th><th>Length</th></tr> </thead> <tbody> <tr><td>67-1</td><td>100 ft.</td></tr> <tr><td>67-1M</td><td>1,000 ft.</td></tr> </tbody> </table> | Part # | Length | 67-1 | 100 ft. | 67-1M | 1,000 ft. |
| Part # | Length | | | | | | | | | | | | | | | | | | | | | | | | | | | | | | | | | |
| 67-5 | 100 ft. | | | | | | | | | | | | | | | | | | | | | | | | | | | | | | | | | |
| 67-5M | 1,000 ft. | | | | | | | | | | | | | | | | | | | | | | | | | | | | | | | | | |
| Part # | Length | | | | | | | | | | | | | | | | | | | | | | | | | | | | | | | | | |
| 67-7 | 100 ft. | | | | | | | | | | | | | | | | | | | | | | | | | | | | | | | | | |
| 67-7M | 1,000 ft. | | | | | | | | | | | | | | | | | | | | | | | | | | | | | | | | | |
| Part # | Length | | | | | | | | | | | | | | | | | | | | | | | | | | | | | | | | | |
| 67-2 | 100 ft. | | | | | | | | | | | | | | | | | | | | | | | | | | | | | | | | | |
| 67-2M | 1,000 ft. | | | | | | | | | | | | | | | | | | | | | | | | | | | | | | | | | |
| Part # | Length | | | | | | | | | | | | | | | | | | | | | | | | | | | | | | | | | |
| 67-6 | 100 ft. | | | | | | | | | | | | | | | | | | | | | | | | | | | | | | | | | |
| 67-6M | 1,000 ft. | | | | | | | | | | | | | | | | | | | | | | | | | | | | | | | | | |
| Part # | Length | | | | | | | | | | | | | | | | | | | | | | | | | | | | | | | | | |
| 67-1 | 100 ft. | | | | | | | | | | | | | | | | | | | | | | | | | | | | | | | | | |
| 67-1M | 1,000 ft. | | | | | | | | | | | | | | | | | | | | | | | | | | | | | | | | | |
| Channel Depth 17/64" Metal Opening 3/16" to 9/32" | Channel Depth 11/32" Metal Opening 9/32" | Channel Depth 13/64" Metal Opening 9/64" to 11/64" | Channel Depth 9/32" Metal Opening 5/32" to 3/16" | Channel Depth 15/64" Metal Opening 5/32" to 1/4" | | | | | | | | | | | | | | | | | | | | | | | | | | | | | | |

Gray Vinyl Glazing Channels

Glazing Channel for Double Strength Glass 1/8" (3.2MM) Minimal dimension changes may occur due to varying rubber components.

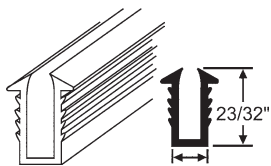
|  |  | | | | | | | | | | | | |
|--|---|--------|------|---------|-------|-----------|--|--------|--------|-------|---------|--------|-----------|
| 15/32" | 3/16" | | | | | | | | | | | | |
| 7/32" | 9/32" | | | | | | | | | | | | |
| <table border="1"> <thead> <tr><th>Part #</th><th>Length</th></tr> </thead> <tbody> <tr><td>67-9</td><td>100 ft.</td></tr> <tr><td>67-9M</td><td>1,000 ft.</td></tr> </tbody> </table> | Part # | Length | 67-9 | 100 ft. | 67-9M | 1,000 ft. | <table border="1"> <thead> <tr><th>Part #</th><th>Length</th></tr> </thead> <tbody> <tr><td>67-10</td><td>100 ft.</td></tr> <tr><td>67-10M</td><td>1,000 ft.</td></tr> </tbody> </table> | Part # | Length | 67-10 | 100 ft. | 67-10M | 1,000 ft. |
| Part # | Length | | | | | | | | | | | | |
| 67-9 | 100 ft. | | | | | | | | | | | | |
| 67-9M | 1,000 ft. | | | | | | | | | | | | |
| Part # | Length | | | | | | | | | | | | |
| 67-10 | 100 ft. | | | | | | | | | | | | |
| 67-10M | 1,000 ft. | | | | | | | | | | | | |
| Channel Depth 9/32". Metal Opening 1/4" to 19/64". | Channel Depth 15/64". Metal Opening 7/32" to 15/64". | | | | | | | | | | | | |

Glazing Channel for 3/16" Glass

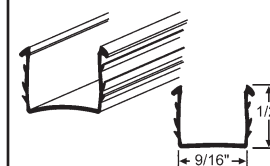
|  | | | | |
|---|---------|--------|-------|---------|
| 3/8" | | | | |
| 9/32" | | | | |
| <table border="1"> <thead> <tr><th>Part #</th><th>Length</th></tr> </thead> <tbody> <tr><td>67-14</td><td>100 ft.</td></tr> </tbody> </table> | Part # | Length | 67-14 | 100 ft. |
| Part # | Length | | | |
| 67-14 | 100 ft. | | | |

Black Vinyl Glazing Channels

Glazing Channel for 1/4" Glass

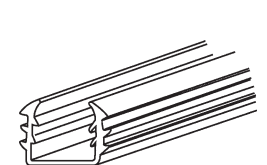
|  | | | | |
|---|---------|--------|-------|---------|
| 23/32" | | | | |
| 3/8" | | | | |
| <table border="1"> <thead> <tr><th>Part #</th><th>Length</th></tr> </thead> <tbody> <tr><td>67-35</td><td>500 ft.</td></tr> </tbody> </table> | Part # | Length | 67-35 | 500 ft. |
| Part # | Length | | | |
| 67-35 | 500 ft. | | | |
| Black | | | | |

Glazing Channel for 1/2" Glass

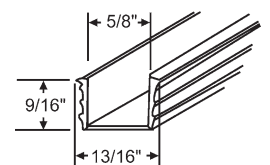
|  | | | | |
|--|---------|--------|----------|---------|
| 1/2" | | | | |
| 9/16" | | | | |
| <table border="1"> <thead> <tr><th>Part #</th><th>Length</th></tr> </thead> <tbody> <tr><td>900-9521</td><td>100 ft.</td></tr> </tbody> </table> | Part # | Length | 900-9521 | 100 ft. |
| Part # | Length | | | |
| 900-9521 | 100 ft. | | | |
| Black | | | | |

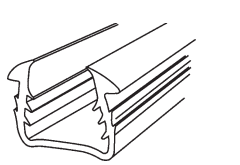
Black Vinyl Glazing Channels

Glazing Channel for 1/2" Glass


|  | | | | |
|---|---------|--------|---------|---------|
| 9/16" | | | | |
| 9/16" | | | | |
| <table border="1"> <thead> <tr><th>Part #</th><th>Length</th></tr> </thead> <tbody> <tr><td>900-31B</td><td>100 ft.</td></tr> </tbody> </table> | Part # | Length | 900-31B | 100 ft. |
| Part # | Length | | | |
| 900-31B | 100 ft. | | | |
| Black. For 1/2" Glass. | | | | |


Glazing Channel for 5/8" Glass

|  | | | | |
|---|---------|--------|-----------|---------|
| 5/8" | | | | |
| 9/16" | | | | |
| 13/16" | | | | |
| <table border="1"> <thead> <tr><th>Part #</th><th>Length</th></tr> </thead> <tbody> <tr><td>900-21729</td><td>100 ft.</td></tr> </tbody> </table> | Part # | Length | 900-21729 | 100 ft. |
| Part # | Length | | | |
| 900-21729 | 100 ft. | | | |
| Black | | | | |
| Acorn 2300 Series | | | | |

|  | | | | |
|---|---------|--------|-----------|---------|
| 5/8" | | | | |
| 3/4" | | | | |
| <table border="1"> <thead> <tr><th>Part #</th><th>Length</th></tr> </thead> <tbody> <tr><td>900-21986</td><td>100 ft.</td></tr> </tbody> </table> | Part # | Length | 900-21986 | 100 ft. |
| Part # | Length | | | |
| 900-21986 | 100 ft. | | | |
| Black | | | | |

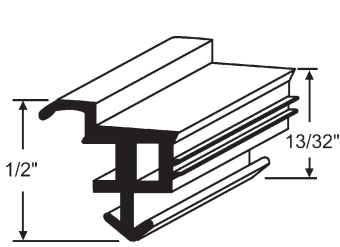
Perimeter Seals

|  | | | | |
|---|---------|--------|-----------|---------|
| Actual Size | | | | |
| <table border="1"> <thead> <tr><th>Part #</th><th>Length</th></tr> </thead> <tbody> <tr><td>900-17896</td><td>100 ft.</td></tr> </tbody> </table> | Part # | Length | 900-17896 | 100 ft. |
| Part # | Length | | | |
| 900-17896 | 100 ft. | | | |
| Gray | | | | |

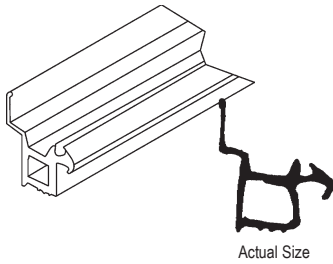
|  | | | | |
|--|---------|--------|----------|---------|
| 29/64" | | | | |
| 5/16" | | | | |
| <table border="1"> <thead> <tr><th>Part #</th><th>Length</th></tr> </thead> <tbody> <tr><td>900-8718</td><td>100 ft.</td></tr> </tbody> </table> | Part # | Length | 900-8718 | 100 ft. |
| Part # | Length | | | |
| 900-8718 | 100 ft. | | | |
| Horizontal, Gray | | | | |

Window Glazing & Weatherstripping

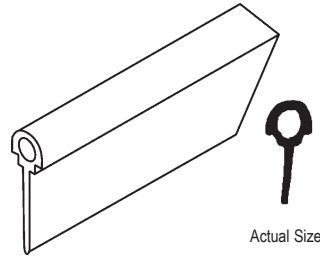
Perimeter Seals



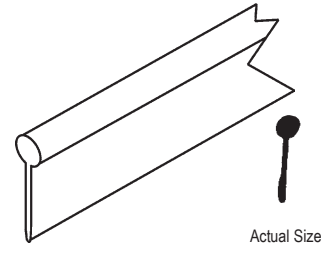
900-11245
Vertical, Gray



900-9970
Gray

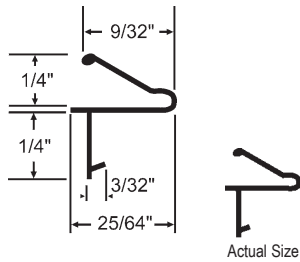


900-15846
Gray

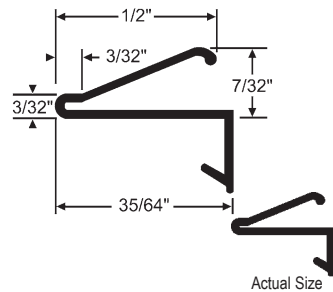


900-16077
Gray

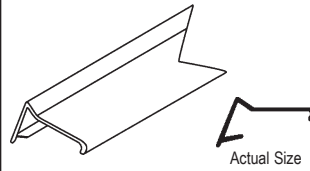
Leaf Weatherseals



63-310W
White
7' Length. 20 Length Minimum

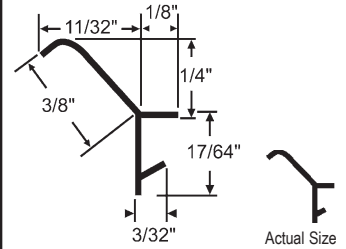


900-20766TN
Tan
7' Length

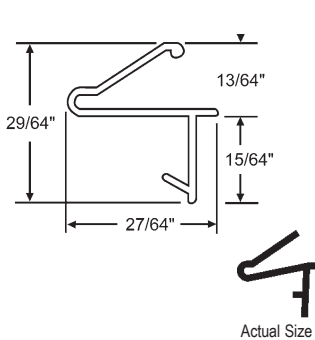


| Part # | Color |
|--------|-------|
| 65-75 | Beige |
| 65-75W | White |

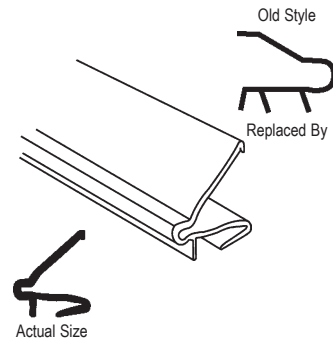
Used Primarily On Wood, Casement & Marvin Windows



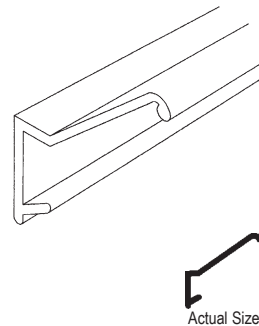
63-313TN



900-20755



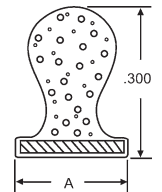
63-381B
Black. (6' Length) Order in Multiples of 6
Peachtree



900-20746TN
Malta

Foam "T" Slot Weatherseal

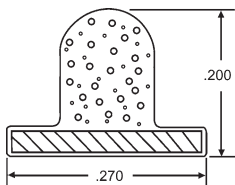
Superior operating ease. Outer cladding cuts friction in half. Superior resistance to compression set with one of a kind foam formula. Superior backing. Slips into a T-Slot and stays there. No stretching, no shrinkage.



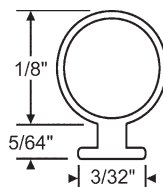
| Part # | A |
|------------|------|
| 900-20383W | .190 |
| 900-20478W | .270 |

White

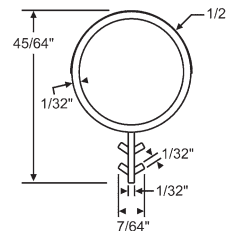
Weatherstrip



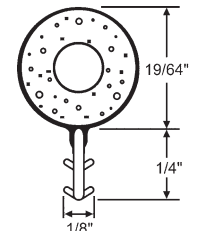
900-20282W
White



63-171
Black



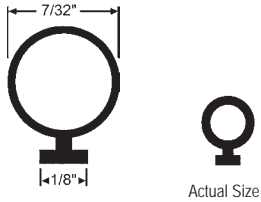
| Part # | Color |
|----------|-------|
| 63-288W | White |
| 63-288B | Black |
| 63-288BG | Beige |



| Part # | Color |
|----------|-------|
| 63-513B | Black |
| 63-513TN | Tan |

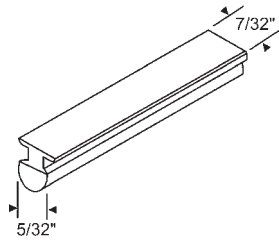
Window Glazing & Weatherstripping

Weatherstrip



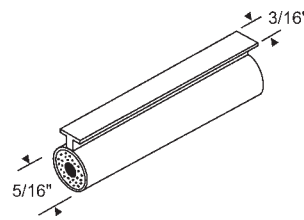
| Part # | Color |
|--------|-------|
| 63-247 | Black |

Vinyl



900-20207
Black Vinyl

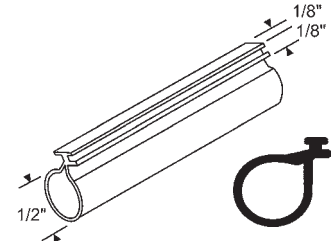
Seasonall/Silverline



900-20230

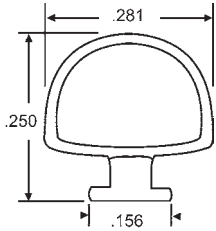
Foam Filled White Vinyl Bubble Seal

Seasonall



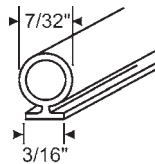
900-20281W
White

Seasonall

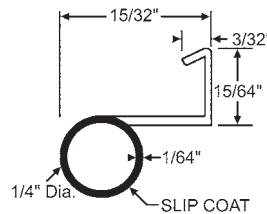


900-18224

"T" Slot Extruded Vinyl
Black - Minimum 100'

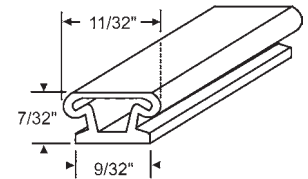


63-429B
Black Vinyl



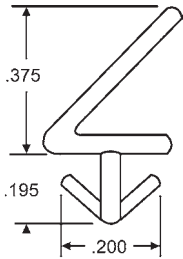
63-177BG

Beige
Rigid Kerf Leg



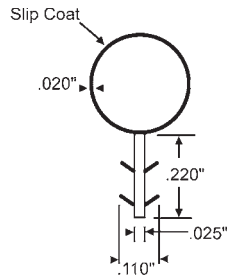
| Part # | Color |
|---------|-------|
| 63-360B | Black |

Acorn



63-170

White. Extruded Vinyl



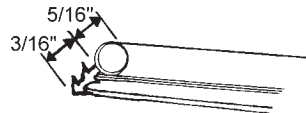
.300 Bulb Diameter

| Part # | Color |
|----------|-------|
| 63-150BG | Beige |
| 63-150W | White |
| 63-150BL | Black |

.250 Bulb Diameter

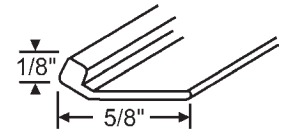
| Part # | Color |
|---------|-------|
| 63-164 | Beige |
| 63-164W | White |
| 63-164B | Black |

Sold in Multiples of 100'



900-10041

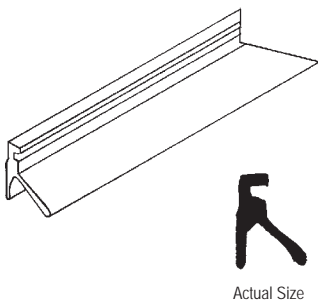
Tan



| Part # | Color |
|------------|-------|
| 63-502B-1 | Black |
| 63-502GY-1 | Gray |


100' Roll

Pan Am



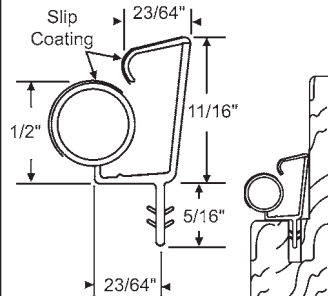
900-19465

Gray
100' Roll



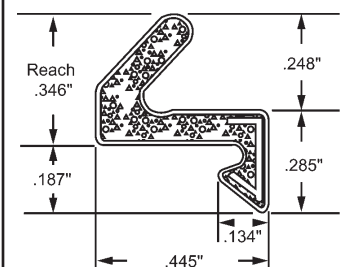
900-21613N

72". Black. Replaces Driftwood
Peachtree



63-208-82BZ

Bronze Vinyl. 82" Long
Premdor/Therma-Tru

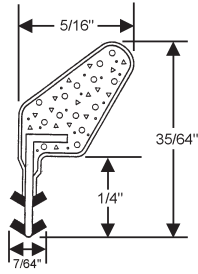


63-207

White
Sold in 100' Roll

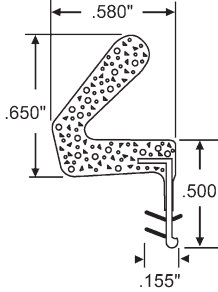
Window Glazing & Weatherstripping

Weatherstrip



| Part # | Color |
|----------|--------|
| 63-215BZ | Bronze |
| 63-215W | White |

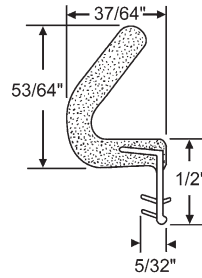
Sold in 100' Roll



| Part # | Color | Length |
|-------------|--------|--------|
| 63-181BZ-82 | Bronze | 82" |
| 63-181BG-82 | Beige | 82" |
| 63-181WH-82 | White | 82" |

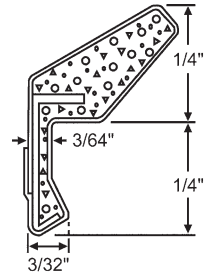
Sold in Multiples of 10 Lengths Min.

Schlegel



63-283BZ

Door Weatherseal
97", Bronze. Sold in Multiples of 10 Lengths Min.

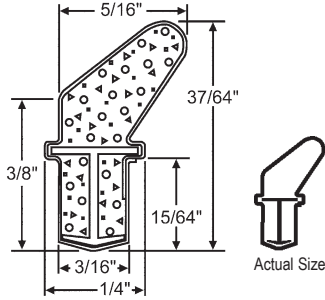


| Part # | Color |
|----------|--------|
| 63-221BZ | Bronze |
| 63-221W | White |

Sold in 150' Roll

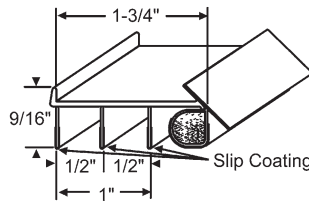
Schlegel

Door Sweep



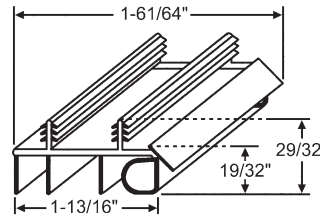
| Part # | Color |
|----------|--------|
| 63-385BG | Beige |
| 63-385W | White |
| 63-385BZ | Bronze |

Schlegel



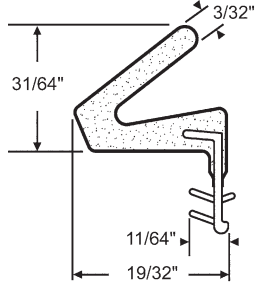
900-20750-36

Bronze Vinyl
36" Long



| Part # | Color | Length |
|-------------|--------|-----------|
| 900-22371 | Bronze | 34-17/32" |
| 19-342BG-36 | Beige | 36" |
| 19-342BG-48 | Beige | 48" |
| 19-342BZ-36 | Bronze | 36" |
| 19-342BZ-48 | Bronze | 48" |

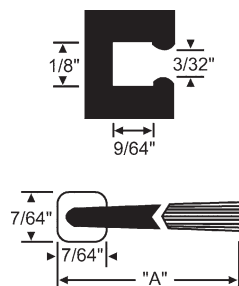
Malta



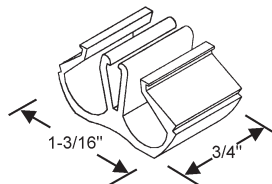
| Part # | Color | Length |
|------------|--------|--------|
| 900-9176BZ | Bronze | 82" |
| 900-9176W | White | 82" |

Fire Rating: UL Rated for up to 180 Minutes. Sold in Multiples of 10 Lengths Min.

Skirting Weatherseal

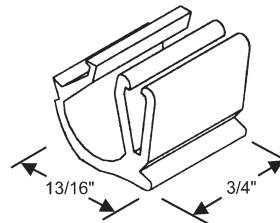


| Part # | A | Finish |
|----------|------|--------|
| 90-17451 | .430 | Gray |
| 90-17452 | .530 | Gray |
| 90-17453 | .630 | Gray |



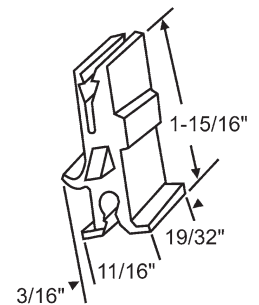
90-572

White Plastic
"Double"



90-573

White Plastic
"Single"



900-5371

Plastic
Alsco Anaconda

Glazing Clip

TOLL FREE: 800-352-0800

2011 PGI©

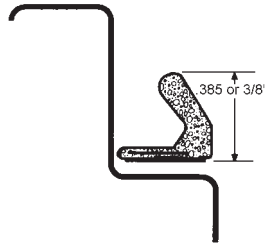
strybuc

247

Window Glazing & Weatherstripping

Adhesive-Backed Foam Door Seal

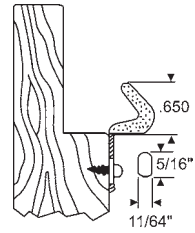
- The seal is composed of a cellular foam core and is clad in an embossed, non-vinyl, painted resistant liner.
- Door seal is for kerfless applications.
- One profile seals the strike side, hinge side and header while maintaining a tight seal.
- Note: Recommended temperature for installation not less than 40° F.
- Door seal comes in 82" lengths and sold in multiples of 10 lengths.




| Part # | Color |
|----------|--------|
| 63-236BZ | Bronze |
| 63-236W | White |
| 63-236B | Black |

Nail-Up Foam Door Seal

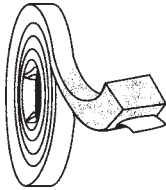
- Nail-up door seal set can be used for both wood and metal doors.
- Can also be used for leaking windows.
- Door seal comes in 7 ft. lengths and sold in multiples of 10 lengths.



| Part # | Color |
|-------------|-------|
| 900-18139BX | Brown |
| 900-18139WX | White |



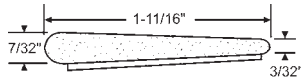
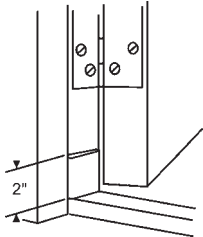
Adhesive Foam Weatherstripping Tape



| Part # | Size | Material | Color |
|--------|-------------------------------|--------------------|-------|
| 63-151 | 3/8" Thick x 3/16" High x 17' | Vinyl, Closed Cell | Gray |
| 63-152 | 1/2" Thick x 3/8" High x 10' | Vinyl, Closed Cell | Gray |

Foam Corner Seals

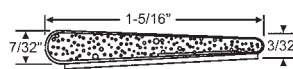
Q-Lon® Door Seal made of open-cell urethane foam core and clad in embossed polyethylene. Strike jamb and hinge jamb sill corners. One profile seals the strike side, hinge side and header while maintaining a tight seal.



| Part # | Color | Part # | Color |
|------------|--------|-------------|--------|
| 63-192W-2 | White | 63-192W-96 | White |
| 63-192-2 | Bronze | 63-192-96 | Bronze |
| 63-192BG-2 | Beige | 63-192BG-96 | Beige |

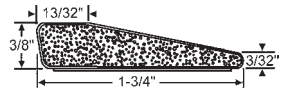
2" Lengths

96" Lengths



| Part # | Color |
|----------|--------|
| 63-345-2 | Bronze |

2" Lengths

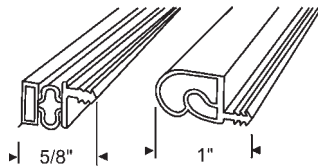


| Part # | Color |
|----------|--------|
| 63-296-2 | Bronze |

2" Lengths

Magnetic Weatherstrip Replacement For Steel Doors

Metal door replacement set consists of magnetic and compression pieces which fit into existing kerf around the door frame. Seals completely against drafts, dirt and moisture.



Packed 6 Per Carton

Set consists of:

- 1 pc. - 6' 8" Magnetic Weatherstrip
- 1 pc. - 3' Magnetic Weatherstrip
- 1 pc. - 6' 8" Compression Weatherstrip

| Part # | Color |
|-------------|--------|
| 900-9000S | White |
| 900-9000SBG | Beige |
| 900-9000SBZ | Bronze |



E.Z.D. Glazing Tool



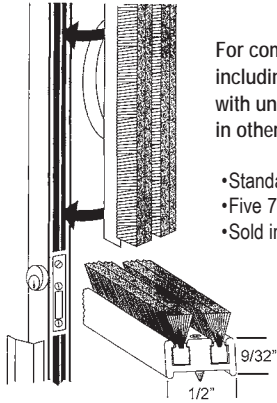
| Part # | Description |
|--------|------------------------|
| 59-79 | E.Z.D. Glazing Tool |
| 59-79G | Hand Guard Replacement |
| 59-79X | Blade Replacement |

1. The Tool was designed to assist in the Deglazing of Glass from Residential Vinyl Windows. The most common glazing systems include foam tape, silicone, and butyl tape. It was not designed for some of the newer glazing compounds which are extremely hard and strong. It is not recommended for the deglazing of commercial units.
2. The Blade is designed to lay flat on the surface of the glass and slide into the glazing pocket. Tests have shown that a small amount of soapy water will facilitate this action. Once the tool is inserted into the glazing pocket, the wheel will roll through the glazing material much the same as a pizza cutter rolls through a pizza.
3. After the entire perimeter of the unit has been cut, the glass may be removed by applying gentle pressure to each corner with a putty knife or similar instrument. Do not use the tool in the corner because the torque applied will shorten the life of the tool substantially and may result in injury to the user.

Note: While the hand guard does provide some measure of protection from broken glass it is recommended the user always wear safety glasses and gloves when using the tool. The tool should be stored in its plastic bag when not in use.

Window Glazing & Weatherstripping

Entraseal Door Astragal Seals



For commercial/entrance doors, including wood doors. Designed with unique features not available in other astragals.

- Standard pile height -.480"
- Five 7' lengths per tube.
- Sold in Multiples of 5.

63-500

Profile for Kawneer Door shown
Black

Gray Replacement Weatherstripping

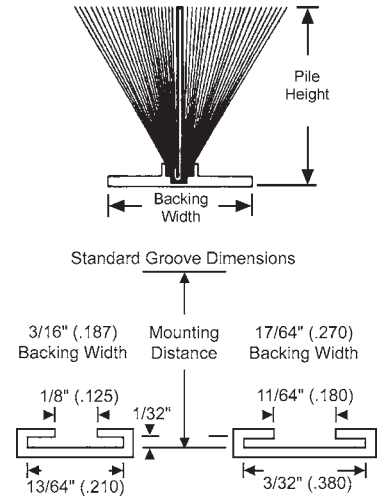
3/16" (.187) Backing Width

| Pile Height | 100 Ft. | 500 Ft. | Misc. |
|--------------|---------|---------|-------------------|
| .170 (11/64) | 63-76 | 63-77 | 63-78-4.5 (4500') |
| .200 (13/64) | 63-7 | 63-8 | 63-9REEL (4000') |
| .230 (15/64) | 63-82 | 63-83 | 63-84-3.5 (3500') |
| .260 (17/64) | 63-85 | 63-86 | 63-87-3 (3000') |
| .290 (19/64) | 63-25 | 63-26 | 63-27REEL (1500") |
| .320 (21/64) | 63-94 | 63-95 | 63-96REEL (1000') |
| .350 (23/64) | 63-34 | 63-35 | 63-36 (1000') |

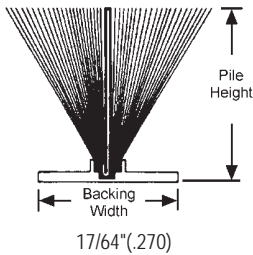
17/64" (.270) Backing Width

| Pile Height | 100 Ft. | 500 Ft. | Misc. |
|--------------|---------|---------|--------------------|
| .170 (11/64) | 63-40 | 63-41 | 63-42REEL (7000') |
| .200 (13/64) | 63-46 | 63-47 | 63-48-3 (3000') |
| .230 (15/64) | 63-52 | 63-53 | 63-54REEL (1500') |
| .260 (17/64) | 63-112 | 63-113 | 63-114REEL (1500') |
| .290 (19/64) | 63-61 | 63-62 | 63-63-2 (2000') |
| .320 (21/64) | 63-121 | 63-122 | 63-123-2 (2000') |
| .350 (23/64) | 63-70 | 63-71 | 63-72REEL (1500') |

Additional backing sizes available: 23/64", 27/64", 1/2"



Weatherstripping With Adhesive Backing



Other Sizes Available Upon Request With Minimum Orders


| Part # | Length |
|---------|----------------|
| 63-49TP | 100 ft. roll |
| 63-51TP | 1,000 ft. roll |

7/32" (.220) Pile Height

| Part # | Length |
|---------|----------------|
| 63-55TP | 100 ft. roll |
| 63-57TP | 1,000 ft. roll |

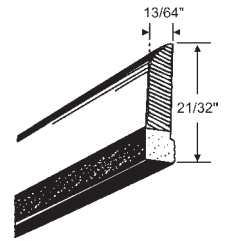
1/4" (.250) Pile Height

Misc



900-13005

36" Replacement Threshold Insert
Gray, Vinyl



900-14942

Wood & Vinyl Foam Door Set
2 pc. 7' Long, 1 pc. 3' Long

Edgetech Super Spacer

Edgetech Super Spacer

Super Spacer® Premium Plus is a flexible, silicone foam spacer product. Super Spacer® provides the maximum in perimeter insulation for sealed glazing units and prevents condensation. Desiccant-filled with pre-applied side adhesive, the structural foam spacer significantly simplifies insulating glass (IG) production.

Featuring a vapor barrier backing, the product must be used in combination with conventional IG sealants such as hot melt butyl, polyurethane and solvent-free polysulfide. Dual seal equivalent sealants may also be used.

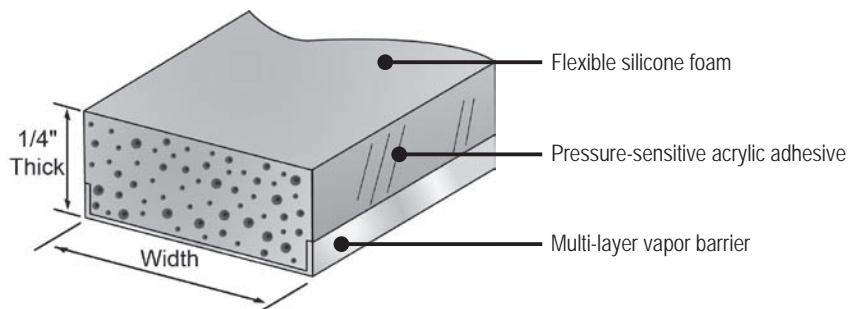
1/4" Thick Super Spacer Premium Plus

| Gray | Black | Width | Reel Size |
|---------|----------|--------|-----------|
| 92-503 | 92-503B | 1/4" | 66' |
| 92-503X | 92-503XB | 1/4" | 1100' |
| 92-504 | - | 5/16" | 66' |
| 92-504X | - | 5/16" | 1100' |
| 92-505 | 92-505B | 3/8" | 66' |
| 92-505X | 92-505XB | 3/8" | 900' |
| 92-507 | - | 1/2" | 66' |
| 92-507X | - | 1/2" | 700' |
| 92-509 | - | 5/8" | 66' |
| 92-509X | - | 5/8" | 575' |
| 92-512 | - | 13/16" | 66' |
| 92-512X | - | 13/16" | 400' |

Edgetech New & Improved Energy efficient Super Spacer® Premium Plus qualifies for the newly passed Economic Stimulus Bill.

Enhanced Features Include:

- Up to 30% lower thermal conductivity
- Superior long-term durability
- The warmest edge of glass temperature
- The highest NFRC Condensation Resistance rating



TOLL FREE: 800-352-0800

2011 PGI®

strybuc

249