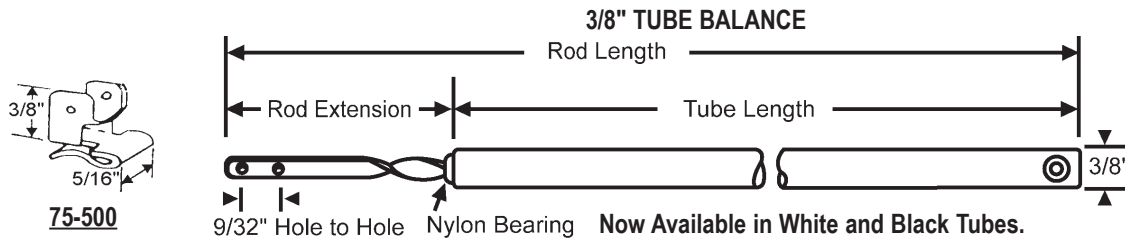


Sash Support Systems

75 Series Balances



Note: The difference between our "74" and "75" series balances is in the hole center distance in the spiral rod.

Ordering Information

1. Measure metal tube length. (Do not include nylon bearing.)
2. Measure spiral rod length. (Make sure rod is flush with screw hole end of tube before measuring.)
3. Identify the color of the bearing (e.g., white, red or blue) and select our corresponding part number from the chart below.
4. To identify the appropriate carrier or shoe to be attached and other related accessories, see bottom of the page.

Note: Attached carriers and related accessories must be ordered separately. If you want the ends attached, add the letter "A" to the suffix of the part number when ordering.

General Information

1. White, red and blue bearings are for sashes weighing up to 22 lbs; green bearings are for sashes weighing up to 26 lbs; yellow bearings are for sashes weighing 26-34 lbs. Consult your sales representative for ordering information.
2. The appropriate tensioning tools are 70-515 and 70-516 as shown on pages 53 and 87.
3. A pre-tensioned balance whose rod length is 1-7/8" longer than the tube is also available on a SPECIAL ORDER, NON-RETURNABLE BASIS. These are generally used by manufacturers' specifications. Consult your sales representative for inquiries or questions. (If you have a pre-tensioned balance and want to use our standard 75 SERIES balance, order 1" longer balance with a standard rod. (e.g. If your pre-tensioned balance is 30" with red bearing, order our 75-S31R.)

Standard Rod

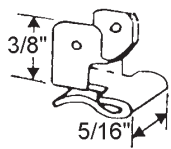
Tube Length	Rod Length	White Bearing	Red Bearing	Blue Bearing	Green Bearing*
10"	10-9/16"	75-S10	---	---	---
11"	11-9/16"	75-S11	---	---	---
12"	12-9/16"	75-S12	---	---	---
13"	13-9/16"	75-S13	75-S13R	---	---
14"	14-9/16"	75-S14	75-S14R	---	---
15"	15-9/16"	75-S15	75-S15R	75-S15B	---
16"	16-9/16"	75-S16	75-S16R	75-S16B	---
17"	17-9/16"	75-S17	75-S17R	75-S17B	---
18"	18-9/16"	75-S18	75-S18R	75-S18B	75-S18G
19"	19-9/16"	75-S19	75-S19R	75-S19B	75-S19G
20"	20-9/16"	75-S20	75-S20R	75-S20B	---
21"	21-9/16"	75-S21	75-S21R	75-S21B	---
22"	22-9/16"	75-S22	75-S22R	75-S22B	75-S22G
23"	23-9/16"	75-S23	75-S23R	75-S23B	75-S23G
24"	24-9/16"	75-S24	75-S24R	75-S24B	75-S24G
25"	25-9/16"	75-S25	75-S25R	75-S25B	---
26"	26-9/16"	75-S26	75-S26R	---	---
27"	27-9/16"	75-S27	75-S27R	---	---
28"	28-9/16"	75-S28	75-S28R	---	75-S28G
29"	29-9/16"	75-S29	75-S29R	---	75-S29G
30"	30-9/16"	75-S30	75-S30R	---	75-S30G
31"	31-9/16"	75-S31	75-S31R	---	75-S31G
32"	32-9/16"	75-S32	75-S32R	---	---
33"	33-9/16"	75-S33	---	---	---
34"	34-9/16"	75-S34	---	---	---
35"	35-9/16"	75-S35	---	---	75-S35G
36"	36-9/16"	75-S36	---	---	75-S36G
37"	37-9/16"	75-S37	---	---	---
38"	38-9/16"	75-S38	---	---	---
39"	39-9/16"	75-S39	---	---	---
40"	40-9/16"	75-S40	---	---	---

Extended Rod

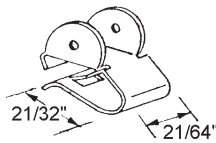
Tube Length	Rod Length	White Bearing	Red Bearing	Blue Bearing	Green Bearing*
10"	11-9/16"	75-10	---	---	---
11"	12-9/16"	75-11	---	---	---
12"	13-9/16"	75-12	---	---	---
13"	14-9/16"	75-13	---	---	---
14"	15-9/16"	75-14	---	---	---
15"	16-9/16"	75-15	---	---	---
16"	17-9/16"	75-16	---	---	---
17"	18-9/16"	75-17	75-17R	---	---
18"	19-9/16"	75-18	---	---	---
19"	18-9/16"	75-19	---	---	---
20"	21-9/16"	75-20	---	---	---
21"	22-9/16"	75-21	---	---	---
22"	23-9/16"	75-22	---	---	---
23"	24-9/16"	75-23	75-23R	---	---
24"	25-9/16"	75-24	75-24R	---	75-24G
25"	26-9/16"	75-25	75-25R	---	---
26"	27-9/16"	75-26	75-26R	---	---
27"	28-9/16"	75-27	75-27R	---	---
28"	29-9/16"	75-28	75-28R	---	75-28G
29"	30-9/16"	75-29	75-29R	---	---
30"	31-9/16"	75-30	75-30R	---	---
31"	32-9/16"	75-31	75-31R	---	---
32"	33-9/16"	75-32	75-32R	---	---
33"	34-9/16"	75-33	---	---	---
34"	35-9/16"	75-34	---	---	---
35"	36-9/16"	75-35	---	---	---
36"	37-9/16"	75-36	---	---	---
37"	38-9/16"	75-37	---	---	---

*Other Sizes Available Upon Request.

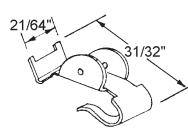
CARRIER BRACKETS



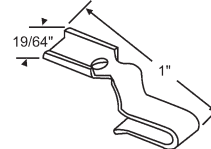
75-500
Black



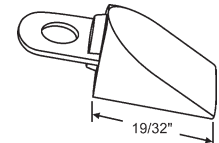
75-501
Black



75-502

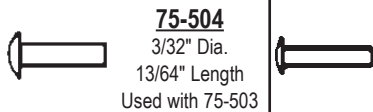


75-503



74-505

RIVETS

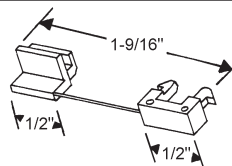


75-504
3/32" Dia.
13/64" Length
Used with 75-503



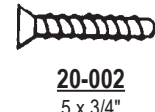
75-505
1/16" Dia.
11/32" Length

VENT GUIDE



75-507W
White

BALANCE SCREW



20-002
5 x 3/4"